

MARQUIS LEISURE Lifestyle 622

Niall Hampton takes a look at the 2016 season updates to this popular dealer special edition range, based on Swift's popular Escape

- Price £43,498 OTR
- Sleeps 2
- Belts 2
- Base vehicle Fiat Ducato
- Engine 2.3-litre turbodiesel, 130bhp
- L/W/H 6.3/2.31/2.85m (20'8"/7'7"/9'4")
- MTPLM 3300kg
- Payload 503kg
- Water (fresh/waste) 65/68 litres
- Leisure battery 80Ah
- Gas 2 x 7kg

Swift's Escape range has been wildly successful since its 2010 launch. Its blend of affordability and value for money, delivered on many popular floorplans, has made it a perennial best-seller. And it's customisable; those who consider the base spec to be 'bare bones' can upgrade to the Comfort Pack to get

appealing extras. If that's not enough of a step up, though, Britain's biggest motorhome retailer has something else that may be of interest. Marquis Leisure's Lifestyle is a dealer-special range based on the Swift Escape. (For anyone unfamiliar with the concept, a dealer special is a super-plus version of the vehicle on which it is based.)

With 11 sites across England, Marquis uses its considerable buying power - Lifestyle is Swift's biggest-selling dealer special - to source desirable cab 'n' hab upgrades and bundle them together in an appealing package. In addition to the end-lounge two-berth 622 on test here, five Lifestyle models are available: the five-berth 624 (half-dinette, end kitchen), the four-berth 644 (half-dinette, end lounge) and 664 (half-dinette, French bed), plus six-berths 686 (full dinette, rear lounge) and 696 (full dinette, rear transverse bunks). They all ride on the Fiat Ducato and are powered by a 2.3-litre turbodiesel engine producing 130bhp.

Over and above Swift's standard Escape spec, each Lifestyle model carries a wind-out canopy awning, a twin-lens reversing camera, insulated waste water tanks and waste water pipe, and fridge vent covers. The roof-mounted solar panels have been upgraded to 100W. Cabs benefit from automatic air-con, steering-wheel mounted audio controls and a touchscreen sat-nav. A CD player goes with the DAB radio that features USB and Bluetooth connectivity. Safety system upgrades include Electronic Stability Program with hill assist. On the visual side,

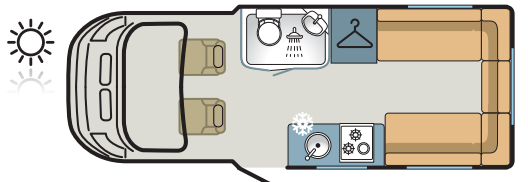


HEIGHT 2.85m (9'4")

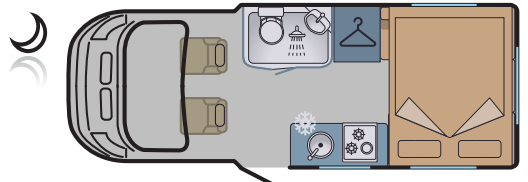


LENGTH 6.3m (20'8")


WIDTH 2.31m (7'7")



Lounge double bed: 2.08 x 1.34m (6'10" x 4'5")
 Offside single bed: 1.86 x 0.68m (6'1" x 2'3")
 Nearside single bed: 1.74 x 0.68m (5'9" x 2'3")



MADE IN THIS SHADE
 Lifestyle's black cabs are reminiscent of Swift's upmarket Bolero range. It's a big departure from the white cabs of Escape



PUT UP AND SHUT IN
 Storage options in the rear lounge centre on the nearside seat box, which offers almost uninterrupted space for touring kit



THE SEAT OF POWER
 The offside seat box has to accommodate the battery box and the electrical MCU, seen on the left, which is accessible and easy to use



A DOUBLE? NO TROUBLE!
 Slide-out slats provide the support for the rear lounge's double bed. The whole assembly process takes a couple of minutes



SEE OUR VIDEO REVIEW www.practicalmotorhome.com

LIGHTLY IN THE LOUNGE
 The rear lounge has triple aspect windows so it's a pleasing space in which to relax. The soft furnishings are exclusive to Marquis, and grey carpets are preferred to brown

Lifestyle's metallic black cabs call to mind Swift's upmarket Bolero range rather than all-white Escape bodyshells, and are co-ordinated with Lifestyle's custom sidewall decals. Inside, a bespoke-pattern soft furnishings scheme and grey drop-in carpets complete the look. Mirroring routine spec bumps to the Escape range, Lifestyle's changes for 2016 have been modest. Swift's SMART Plus habitation construction is now used (this adds a new sandwich floor with GRP skin to the timber-free construction rolled out across Swift's coachbuilt motorhome portfolio in 2015).

This package of desirable enhancements is available for a £4713 price premium over the Escape 622, plus a weight penalty of 31kg. The Lifestyle 622 rides on the 3300kg chassis, with a maximum user payload of 503kg (this is reduced to 486kg if Fiat's ComfortMatic robotised gearbox is specified as a £1695 cost option). With two travel seats and two berths, this is a 'van for touring couples only.

Enter the nearside habitation door and turn right to reach the beating heart of the 622: the rear lounge which is also the dining room and bedroom all in one. Natural light floods in

Enter the nearside habitation door and turn right to reach the beating heart of the 622: the rear lounge which is also the dining room and bedroom all in one. Natural light floods in

Enter the nearside habitation door and turn right to reach the beating heart of the 622: the rear lounge which is also the dining room and bedroom all in one. Natural light floods in


Enter the nearside habitation door and turn right to reach the beating heart of the 622: the rear lounge which is also the dining room and bedroom all in one. Natural light floods in




TAKE TWO OR TWINS
 The lounge double bed measures 2.08 x 1.34m (6'10" x 4'5"). You can also use the nearside and offside sofas as single beds



DASH FOR CONTROL
 Upgrades to the cab include automatic air-con, sat-nav and steering wheel-mounted controls for the stereo and hands-free phone



HANG IN HERE
 Offside half-length wardrobe offers a decent amount of hanging space. It also houses the directional TV aerial and signal booster



STEPPED EFFECT
 Two shelves are available below the wardrobe floor. This handy space is accessed via twin leaf doors

Contact Marquis Leisure, Orchard Works, Willersey, Nr Broadway, Worcestershire WR12 7QF Tel 0800 0267 777 Web www.marquisleisure.co.uk Dealer locations 11

| 'VAN REVIEW |

from three windows and a central rooflight, bolstered by LED reading lights in the corners. Although the seating is comfortable and offers good support, taller people may prefer higher backrests. Retrieved from its dedicated storage in the wardrobe, the folding-leaf table fits easily in the gangway.

The nearside kitchen is logically arranged and offers a hinged worktop extension. The equipment comprises three gas rings, a combined oven and grill, a microwave oven and a dual-fuel 80-litre fridge with a separate freezer.

At night, pull slats from the rear seat box and arrange the seat cushions and backrests to assemble a generous 2.08m x 1.34m (6ft 10in x 4ft 5in) double bed. It takes a few minutes at most.

Alternatively, the parallel seats can be used as single beds. The offside berth is 4in longer than the nearside one, 1.86m (6ft 1in) vs 1.74m (5ft 9in). Both are 0.68m wide.

An all-in-one washroom opposite the kitchen fits in a shower, a corner vanity unit and a swivel cassette toilet. An efficient Ecocamel Orbit showerhead, which mixes air with water and is new for 2016, will make the contents of the 65-litre fresh-water tank last longer.

Overhead lockers and seat boxes will hold much of the Lifestyle 622's payload. These are joined by a large wardrobe with lower shelves, a small cupboard, two cubbies and a cutlery drawer in the kitchen. In the washroom, the vanity unit under the basin will please tidy-minded users.

PRACTICAL MOTORHOME SAYS...


In addition to the plethora of desirable upgrades over the Swift Escape, Lifestyle owners can have their vans serviced at any Marquis dealership. Plus, as we went to press, the 622 was available for a special-offer price of £42,495 OTR, making a good deal even better.



HOB AND KNOBS
Cooker is a smart-looking unit with three gas burners. We wonder if a dual-fuel unit would be more typical of a dealer special edition




VERY HIGH WAVES
Microwave oven perches high up at the end of the overhead kitchen lockers. Cooks will have to take extra care when using it



EATING-IRON SOLUTION
Handy cutlery drawer with proper dividers pulls from the right-hand side of the worktop. Underneath you'll find an 85-litre fridge



PASSAGE TO INTERIOR
Rearward view in Lifestyle 622 shows that the gangway's width isn't compromised, so that one person can pass by to the lounge while the other is in the kitchen



MAXIMISING SPACE
Toilet floor and shower tray double up to make the most of the available space in the washroom. Under-sink cupboard is on storage duty



BREAKFAST ASSURED
With its generous height, the overhead kitchen locker easily passes the cereal-box test. Wire racking for plates is on the left



MORE AREA CHOP-CHOP
If there isn't enough space with the cooker lid down and the sink infill in place, this handy tip-up worktop extension is also available