



RADICAL CHALLENGE CHAMPIONSHIP

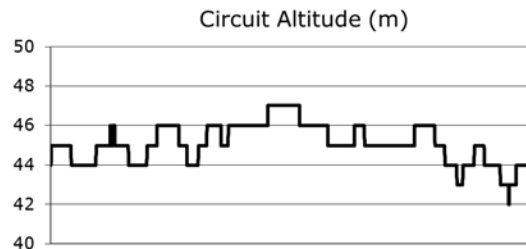
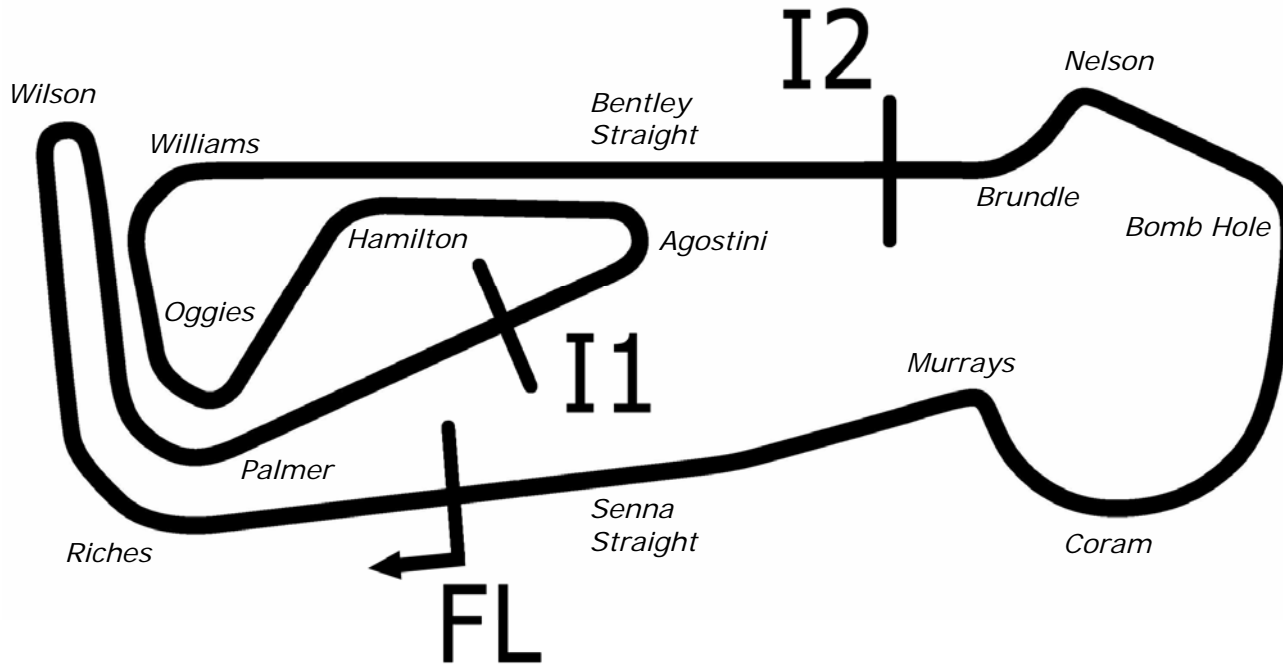
Snetterton 300

3rd / 4th July 2021



Results Provided by Timing Solutions Ltd
www.tsl-timing.com

Snetterton 300



Length	2.9689 miles	4778.0 m	
FL		52.46340 N	0.94476 E
I1	1545m	52.46487 N	0.94466 E
I2	3198m	52.46617 N	0.94964 E
Pit Entry	4572m	52.46364 N	0.94774 E
Pit Exit	40m after FL	52.46338 N	0.94420 E
Pit Entry-Pit Exit 246m, 17.7s @50kph, 14.7s @60kph			

All results available at www.tsl-timing.com

Radical Challenge Championship - Challenge & Club Sprint

QUALIFYING - RACE 2 - CLASSIFICATION

POS	NO	CL	PIC NAME	ENTRY	TIME	ON	LAPS	GAP	DIFF	MPH
1	44		1 Matt BELL	Radical SR3	1:50.683	9	9			96.56
2	5		2 Jerome DE SADELEER	Radical SR3	1:53.086	10	10	2.403	2.403	94.51
3	52		3 Mark RICHARDS	Radical SR3	1:53.871	9	9	3.188	0.785	93.86
4	23	F	1 Jason RISHOVER	Radical SR3 RSX	1:54.724	9	9	4.041	0.853	93.16
5	58	S	1 Anthony AYRES	Radical SR3	1:54.952	9	9	4.269	0.228	92.97
6	80	F	2 Peter TYLER	Radical SR3 XX	1:57.516	9	9	6.833	2.564	90.95
7	8		4 Spencer BOURNE	Radical SR3	1:57.544	9	9	6.861	0.028	90.92
8	24	S/F	1 Peter BROOKES	Radical SR3	1:57.573	8	9	6.890	0.029	90.90
9	14	F	3 John MACLEOD	Radical SR3 RSX	1:57.666	8	8	6.983	0.093	90.83
10	6	S/E	1 Steven LAKE	Radical SR3	1:58.107	9	9	7.424	0.441	90.49
11	54		5 James SWEETNAM	Radical SR3 XX	1:58.194	9	9	7.511	0.087	90.42
12	11		6 Chris SHORT	Radical SR3 RSX	1:59.331	8	10	8.648	1.137	89.56
13	68	F	4 Barry LIVERSIDGE	Radical SR3	2:00.508	9	9	9.825	1.177	88.69
14	9		7 Chris PREEN	Radical SR3	2:00.515	9	9	9.832	0.007	88.68
15	25	F	5 Martin VERITY	Radical SR3	2:02.159	7	8	11.476	1.644	87.49

Weather / Track : Cloudy / Drying

These results are provisional until the conclusion of any judicial and technical matters.

Snetterton 300

Circuit Length = 2.9689 miles

Start: 10:30 Flag 10:50 End: 10:52

Clerk Of Course : Gary Tanner

Stewards :

Timekeeper : Lisa Sneader

Radical Challenge Championship - Challenge & Club Sprint
QUALIFYING - RACE 5 - 2ND FASTEST CLASSIFICATION

POS	NO	CL	PIC NAME	ENTRY	TIME	ON	LAPS	GAP	DIFF	MPH
1	44		1 Matt BELL	Radical SR3	1:51.213	8	9			96.10
2	5		2 Jerome DE SADELEER	Radical SR3	1:53.298	7	10	2.085	2.085	94.33
3	58	S	1 Anthony AYRES	Radical SR3	1:55.296	8	9	4.083	1.998	92.70
4	23	F	1 Jason RISHOVER	Radical SR3 RSX	1:56.288	8	9	5.075	0.992	91.91
5	52		3 Mark RICHARDS	Radical SR3	1:57.149	8	9	5.936	0.861	91.23
6	14	F	2 John MACLEOD	Radical SR3 RSX	1:58.199	6	8	6.986	1.050	90.42
7	80	F	3 Peter TYLER	Radical SR3 XX	1:58.210	8	9	6.997	0.011	90.41
8	11		4 Chris SHORT	Radical SR3 RSX	1:59.396	9	10	8.183	1.186	89.51
9	6	S/E	1 Steven LAKE	Radical SR3	1:59.398	8	9	8.185	0.002	89.51
10	24	S/F	1 Peter BROOKES	Radical SR3	1:59.746	7	9	8.533	0.348	89.25
11	54		5 James SWEETNAM	Radical SR3 XX	2:00.610	8	9	9.397	0.864	88.61
12	9		6 Chris PREEN	Radical SR3	2:00.886	6	9	9.673	0.276	88.41
13	8		7 Spencer BOURNE	Radical SR3	2:00.936	8	9	9.723	0.050	88.37
14	68	F	4 Barry LIVERSIDGE	Radical SR3	2:01.460	8	9	10.247	0.524	87.99
15	25	F	5 Martin VERITY	Radical SR3	2:02.442	6	8	11.229	0.982	87.29

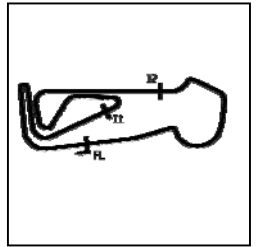
Weather / Track : Cloudy / Drying
 These results are provisional until the conclusion of any judicial and technical matters.

Snetterton 300
 Circuit Length = 2.9689 miles
 Start: 10:30 Flag 10:50 End: 10:52

Clerk Of Course : Gary Tanner	Stewards :	Timekeeper : Lisa Sneader
-------------------------------	------------	---------------------------

Radical Challenge Championship - Challenge & Club Sprint

QUALIFYING - RACES 2 & 5 - SECTOR ANALYSIS



SECTOR 1 = FL to I1, SECTOR 2 = I1 to I2, SECTOR 3 = I2 to FL, DIFF = Difference To Personal Best Lap, P = Crossed Finish Line in Pit Lane, D = Time Disallowed

P1 44		Matt BELL		Radical SR3			
IDEAL LAP TIME : 1:50.682		BEST LAP TIME : 1:50.683		DIFFERENCE : 0.001			
LAP	SECTOR 1	SECTOR 2	SECTOR 3	LAP TIME	MPH	DIFF	TIME OF DAY
1 -	OUTLAP	44.319	IN PIT	3:49.740 P	46.52	1:59.057	10:34:33.940
2 -	OUTLAP	45.090	42.454	2:18.201	77.33	27.518	10:36:52.141
3 -	37.669	41.693	39.888	1:59.250	89.62	8.567	10:38:51.391
4 -	36.452	42.906	39.690	1:59.048	89.77	8.365	10:40:50.439
5 -	35.608	40.353	39.061	1:55.022	92.92	4.339	10:42:45.461
6 -	36.717	40.282	37.036	1:54.035	93.72	3.352	10:44:39.496
7 -	34.828	39.881	36.952	1:51.661 (3)	95.71	0.978	10:46:31.157
8 -	34.650	39.831	36.732	1:51.213 (2)	96.10	0.530	10:48:22.370
9 -	34.475	39.832	36.376	1:50.683 (1)	96.56		10:50:13.053

P2 5		Jerome DE SADELEER		Radical SR3			
IDEAL LAP TIME : 1:52.675		BEST LAP TIME : 1:53.086		DIFFERENCE : 0.411			
LAP	SECTOR 1	SECTOR 2	SECTOR 3	LAP TIME	MPH	DIFF	TIME OF DAY
1 -	OUTLAP	44.223	IN PIT	3:52.172 P	46.03	1:59.086	10:34:00.837
2 -	OUTLAP	45.975	42.254	2:14.557	79.43	21.471	10:36:15.394
3 -	38.126	42.558	40.292	2:00.976	88.34	7.890	10:38:16.370
4 -	36.583	41.346	38.586	1:56.515	91.73	3.429	10:40:12.885
5 -	35.738	40.805	38.296	1:54.839	93.07	1.753	10:42:07.724
6 -	35.518	40.599	37.698	1:53.815	93.90	0.729	10:44:01.539
7 -	35.416	40.179	37.703	1:53.298 (2)	94.33	0.212	10:45:54.837
8 -	35.593	40.258	37.598	1:53.449 (3)	94.21	0.363	10:47:48.286
9 -	34.898	40.194	48.567	2:03.659	86.43	10.573	10:49:51.945
10 -	34.952	40.333	37.801	1:53.086 (1)	94.51		10:51:45.031

P3 52		Mark RICHARDS		Radical SR3			
IDEAL LAP TIME : 1:53.871		BEST LAP TIME : 1:53.871		DIFFERENCE : 0.000			
LAP	SECTOR 1	SECTOR 2	SECTOR 3	LAP TIME	MPH	DIFF	TIME OF DAY
1 -	OUTLAP	46.755	43.542	2:16.197	78.47	22.326	10:32:33.156
2 -	39.473	44.017	43.218	2:06.708	84.35	12.837	10:34:39.864
3 -	38.523	43.111	43.422	2:05.056	85.46	11.185	10:36:44.920
4 -	37.534	43.662	IN PIT	3:42.364 P	48.06	1:48.493	10:40:27.284
5 -	OUTLAP	46.114	42.964	2:16.373	78.37	22.502	10:42:43.657
6 -	38.520	42.716	41.144	2:02.380	87.33	8.509	10:44:46.037
7 -	36.921	42.133	39.360	1:58.414 (3)	90.26	4.543	10:46:44.451
8 -	37.114	41.320	38.715	1:57.149 (2)	91.23	3.278	10:48:41.600
9 -	36.001	40.551	37.319	1:53.871 (1)	93.86		10:50:35.471

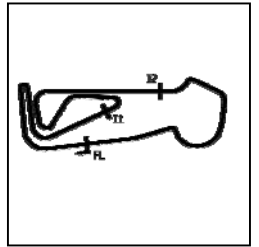
P4 23 F		Jason RISHOVER		Radical SR3 RSX			
IDEAL LAP TIME : 1:54.724		BEST LAP TIME : 1:54.724		DIFFERENCE : 0.000			
LAP	SECTOR 1	SECTOR 2	SECTOR 3	LAP TIME	MPH	DIFF	TIME OF DAY
1 -	OUTLAP	46.108	43.768	2:17.242	77.87	22.518	10:32:32.280
2 -	40.104	43.976	42.365	2:06.445	84.52	11.721	10:34:38.725
3 -	38.994	43.786	IN PIT	3:50.036 P	46.46	1:55.312	10:38:28.761
4 -	OUTLAP	45.979	42.571	2:15.910	78.64	21.186	10:40:44.671
5 -	37.673	43.223	41.620	2:02.516	87.23	7.792	10:42:47.187
6 -	37.547	41.651	39.281	1:58.479	90.21	3.755	10:44:45.666
7 -	36.700	41.171	38.680	1:56.551 (3)	91.70	1.827	10:46:42.217
8 -	36.348	41.585	38.355	1:56.288 (2)	91.91	1.564	10:48:38.505
9 -	35.799	40.787	38.138	1:54.724 (1)	93.16		10:50:33.229

Weather / Track : Cloudy / Drying

Snetterton 300
Circuit Length = 2.9689 miles
Start: 10:30 Flag 10:50 End: 10:52

Radical Challenge Championship - Challenge & Club Sprint

QUALIFYING - RACES 2 & 5 - SECTOR ANALYSIS



SECTOR 1 = FL to I1, SECTOR 2 = I1 to I2, SECTOR 3 = I2 to FL, DIFF = Difference To Personal Best Lap, P = Crossed Finish Line in Pit Lane, D = Time Disallowed

P5 58 S		Anthony AYRES		Radical SR3			
IDEAL LAP TIME : 1:54.737		BEST LAP TIME : 1:54.952		DIFFERENCE : 0.215			
LAP	SECTOR 1	SECTOR 2	SECTOR 3	LAP TIME	MPH	DIFF	TIME OF DAY
1 -	OUTLAP	47.391	43.701	2:19.253	76.75	24.301	10:32:33.134
2 -	41.434	44.499	IN PIT	3:27.529 P	51.50	1:32.577	10:36:00.663
3 -	OUTLAP	45.530	43.284	2:15.857	78.67	20.905	10:38:16.520
4 -	38.419	42.656	39.658	2:00.733	88.52	5.781	10:40:17.253
5 -	37.400	42.046	39.396	1:58.842	89.93	3.890	10:42:16.095
6 -	36.748	41.606	39.473	1:57.827	90.70	2.875	10:44:13.922
7 -	36.408	41.234	38.483	1:56.125 (3)	92.03	1.173	10:46:10.047
8 -	35.989	41.094	38.213	1:55.296 (2)	92.70	0.344	10:48:05.343
9 -	35.891	40.905	38.156	1:54.952 (1)	92.97		10:50:00.295

P6 80 F		Peter TYLER		Radical SR3 XX			
IDEAL LAP TIME : 1:57.516		BEST LAP TIME : 1:57.516		DIFFERENCE : 0.000			
LAP	SECTOR 1	SECTOR 2	SECTOR 3	LAP TIME	MPH	DIFF	TIME OF DAY
1 -	OUTLAP	46.614	43.593	2:19.949	76.37	22.433	10:32:31.631
2 -	40.155	43.835	42.051	2:06.041	84.79	8.525	10:34:37.672
3 -	39.310	43.738	41.844	2:04.892	85.57	7.376	10:36:42.564
4 -	39.413	44.050	IN PIT	3:49.041 P	46.66	1:51.525	10:40:31.605
5 -	OUTLAP	47.005	43.829	2:18.286	77.28	20.770	10:42:49.891
6 -	39.625	43.861	40.380	2:03.866	86.28	6.350	10:44:53.757
7 -	37.882	42.350	39.098	1:59.330 (3)	89.56	1.814	10:46:53.087
8 -	36.886	41.940	39.384	1:58.210 (2)	90.41	0.694	10:48:51.297
9 -	36.877	41.630	39.009	1:57.516 (1)	90.95		10:50:48.813

P7 8		Spencer BOURNE		Radical SR3			
IDEAL LAP TIME : 1:57.544		BEST LAP TIME : 1:57.544		DIFFERENCE : 0.000			
LAP	SECTOR 1	SECTOR 2	SECTOR 3	LAP TIME	MPH	DIFF	TIME OF DAY
1 -	OUTLAP	51.053	57.498	2:39.788	66.88	42.244	10:33:09.910
2 -	41.950	47.558	43.736	2:13.244	80.21	15.700	10:35:23.154
3 -	41.362	46.611	47.274	2:15.247	79.02	17.703	10:37:38.401
4 -	40.783	46.110	43.195	2:10.088	82.16	12.544	10:39:48.489
5 -	39.653	44.825	IN PIT	3:48.549 P	46.76	1:51.005	10:43:37.038
6 -	OUTLAP	46.720	42.570	2:16.260	78.43	18.716	10:45:53.298
7 -	39.272	44.533	40.417	2:04.222 (3)	86.04	6.678	10:47:57.520
8 -	37.946	43.100	39.890	2:00.936 (2)	88.37	3.392	10:49:58.456
9 -	36.622	42.065	38.857	1:57.544 (1)	90.92		10:51:56.000

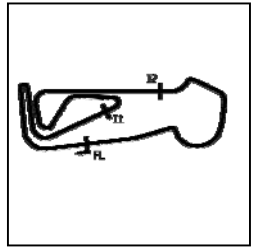
P8 24 S/F		Peter BROOKES		Radical SR3			
IDEAL LAP TIME : 1:57.573		BEST LAP TIME : 1:57.573		DIFFERENCE : 0.000			
LAP	SECTOR 1	SECTOR 2	SECTOR 3	LAP TIME	MPH	DIFF	TIME OF DAY
1 -	OUTLAP	50.834	46.902	2:26.816	72.79	29.243	10:33:00.493
2 -	39.263	44.199	42.861	2:06.323	84.60	8.750	10:35:06.816
3 -	39.867	44.225	IN PIT	4:05.627 P	43.51	2:08.054	10:39:12.443
4 -	OUTLAP	46.458	43.035	2:18.020	77.43	20.447	10:41:30.463
5 -	38.493	43.228	39.960	2:01.681	87.83	4.108	10:43:32.144
6 -	37.361	42.885	41.175	2:01.421 (3)	88.02	3.848	10:45:33.565
7 -	37.398	42.780	39.568	1:59.746 (2)	89.25	2.173	10:47:33.311
8 -	36.649	41.718	39.206	1:57.573 (1)	90.90		10:49:30.884
9 -	37.989	43.354	44.431	2:05.774	84.97	8.201	10:51:36.658

Weather / Track : Cloudy / Drying

Snetterton 300
Circuit Length = 2.9689 miles
Start: 10:30 Flag 10:50 End: 10:52

Radical Challenge Championship - Challenge & Club Sprint

QUALIFYING - RACES 2 & 5 - SECTOR ANALYSIS



SECTOR 1 = FL to I1, SECTOR 2 = I1 to I2, SECTOR 3 = I2 to FL, DIFF = Difference To Personal Best Lap, P = Crossed Finish Line in Pit Lane, D = Time Disallowed

P9 14 F		John MACLEOD		Radical SR3 RSX			
IDEAL LAP TIME : 1:56.806		BEST LAP TIME : 1:57.666		DIFFERENCE : 0.860			
LAP	SECTOR 1	SECTOR 2	SECTOR 3	LAP TIME	MPH	DIFF	TIME OF DAY
1 -	OUTLAP	48.589	IN PIT	4:10.610 P	42.64	2:12.944	10:34:33.260
2 -	OUTLAP	47.812	45.870	2:25.244	73.58	27.578	10:36:58.504
3 -	41.114	44.973	43.807	2:09.894	82.28	12.228	10:39:08.398
4 -	38.564	43.542	40.692	2:02.798	87.03	5.132	10:41:11.196
5 -	37.724	42.289	40.230	2:00.243 (3)	88.88	2.577	10:43:11.439
6 -	37.142	41.878	39.179	1:58.199 (2)	90.42	0.533	10:45:09.638
7 -	36.773	42.392	42.855	2:02.020	87.59	4.354	10:47:11.658
8 -	36.422	41.205	40.039	1:57.666 (1)	90.83		10:49:09.324

P10 6 S/E		Steven LAKE		Radical SR3			
IDEAL LAP TIME : 1:58.107		BEST LAP TIME : 1:58.107		DIFFERENCE : 0.000			
LAP	SECTOR 1	SECTOR 2	SECTOR 3	LAP TIME	MPH	DIFF	TIME OF DAY
1 -	OUTLAP	48.680	45.932	2:26.381	73.01	28.274	10:32:52.993
2 -	41.673	45.379	43.777	2:10.829	81.69	12.722	10:35:03.822
3 -	40.285	44.606	42.790	2:07.681	83.70	9.574	10:37:11.503
4 -	39.279	46.519	IN PIT	3:49.038 P	46.66	1:50.931	10:41:00.541
5 -	OUTLAP	47.719	44.191	2:24.526	73.95	26.419	10:43:25.067
6 -	38.200	45.168	41.861	2:05.229	85.34	7.122	10:45:30.296
7 -	37.563	42.628	40.748	2:00.939 (3)	88.37	2.832	10:47:31.235
8 -	37.028	42.108	40.262	1:59.398 (2)	89.51	1.291	10:49:30.633
9 -	36.668	41.827	39.612	1:58.107 (1)	90.49		10:51:28.740

P11 54		James SWEETNAM		Radical SR3 XX			
IDEAL LAP TIME : 1:58.194		BEST LAP TIME : 1:58.194		DIFFERENCE : 0.000			
LAP	SECTOR 1	SECTOR 2	SECTOR 3	LAP TIME	MPH	DIFF	TIME OF DAY
1 -	OUTLAP	49.652	49.450	2:31.825	70.39	33.631	10:32:56.895
2 -	41.022	44.904	43.626	2:09.552	82.50	11.358	10:35:06.447
3 -	39.719	44.364	43.392	2:07.475	83.84	9.281	10:37:13.922
4 -	39.091	43.732	41.885	2:04.708 (3)	85.70	6.514	10:39:18.630
5 -	38.465	44.451	IN PIT	3:20.644 P	53.26	1:22.450	10:42:39.274
6 -	OUTLAP	48.083	44.807	2:24.184	74.12	25.990	10:45:03.458
7 -	39.042	44.208	41.745	2:04.995	85.50	6.801	10:47:08.453
8 -	37.886	42.513	40.211	2:00.610 (2)	88.61	2.416	10:49:09.063
9 -	36.699	41.478	40.017	1:58.194 (1)	90.42		10:51:07.257

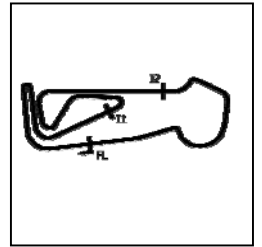
P12 11		Chris SHORT		Radical SR3 RSX			
IDEAL LAP TIME : 1:58.856		BEST LAP TIME : 1:59.331		DIFFERENCE : 0.475			
LAP	SECTOR 1	SECTOR 2	SECTOR 3	LAP TIME	MPH	DIFF	TIME OF DAY
1 -	OUTLAP	48.342	46.142	2:22.863	74.81	23.532	10:32:53.533
2 -	41.696	45.130	43.952	2:10.778	81.72	11.447	10:35:04.311
3 -	38.957	43.395	41.295	2:03.647	86.44	4.316	10:37:07.958
4 -	38.321	42.584	41.421	2:02.326	87.37	2.995	10:39:10.284
5 -	38.263	42.651	40.630	2:01.544	87.93	2.213	10:41:11.828
6 -	37.717	42.557	39.675	1:59.949 (3)	89.10	0.618	10:43:11.777
7 -	38.072	44.109	42.651	2:04.832	85.61	5.501	10:45:16.609
8 -	37.047	42.349	39.935	1:59.331 (1)	89.56		10:47:15.940
9 -	36.953	42.889	39.554	1:59.396 (2)	89.51	0.065	10:49:15.336
10 -	37.143	42.731	40.468	2:00.342	88.81	1.011	10:51:15.678

Weather / Track : Cloudy / Drying

Snetterton 300
Circuit Length = 2.9689 miles
Start: 10:30 Flag 10:50 End: 10:52

Radical Challenge Championship - Challenge & Club Sprint

QUALIFYING - RACES 2 & 5 - SECTOR ANALYSIS



SECTOR 1 = FL to I1, SECTOR 2 = I1 to I2, SECTOR 3 = I2 to FL, DIFF = Difference To Personal Best Lap, P = Crossed Finish Line in Pit Lane, D = Time Disallowed

P13 68 F		Barry LIVERSIDGE		Radical SR3			
IDEAL LAP TIME : 2:00.508		BEST LAP TIME : 2:00.508		DIFFERENCE : 0.000			
LAP	SECTOR 1	SECTOR 2	SECTOR 3	LAP TIME	MPH	DIFF	TIME OF DAY
1 -	OUTLAP	48.537	46.828	2:27.106	72.65	26.598	10:32:54.660
2 -	41.463	44.957	44.518	2:10.938	81.62	10.430	10:35:05.598
3 -	39.916	43.883	43.207	2:07.006	84.15	6.498	10:37:12.604
4 -	38.756	44.199	41.477	2:04.432 (3)	85.89	3.924	10:39:17.036
5 -	39.822	44.152	IN PIT	3:56.526 P	45.18	1:56.018	10:43:13.562
6 -	OUTLAP	48.156	42.791	2:19.982	76.35	19.474	10:45:33.544
7 -	40.225	44.339	40.707	2:05.271	85.31	4.763	10:47:38.815
8 -	37.925	43.121	40.414	2:01.460 (2)	87.99	0.952	10:49:40.275
9 -	37.622	42.892	39.994	2:00.508 (1)	88.69		10:51:40.783

P14 9		Chris PREEN		Radical SR3			
IDEAL LAP TIME : 1:59.817		BEST LAP TIME : 2:00.515		DIFFERENCE : 0.698			
LAP	SECTOR 1	SECTOR 2	SECTOR 3	LAP TIME	MPH	DIFF	TIME OF DAY
1 -	OUTLAP	46.728	43.645	2:15.193	79.05	14.678	10:32:33.616
2 -	39.970	44.246	42.213	2:06.429	84.53	5.914	10:34:40.045
3 -	40.184	43.726	41.794	2:05.704	85.02	5.189	10:36:45.749
4 -	38.443	43.312	41.935	2:03.690	86.41	3.175	10:38:49.439
5 -	37.993	43.202	41.803	2:02.998 (3)	86.89	2.483	10:40:52.437
6 -	37.790	42.674	40.422	2:00.886 (2)	88.41	0.371	10:42:53.323
7 -	37.994	43.704	IN PIT	3:38.882 P	48.83	1:38.367	10:46:32.205
8 -	OUTLAP	46.420	41.797	2:13.910	79.81	13.395	10:48:46.115
9 -	38.163	42.999	39.353	2:00.515 (1)	88.68		10:50:46.630

P15 25 F		Martin VERITY		Radical SR3			
IDEAL LAP TIME : 2:01.629		BEST LAP TIME : 2:02.159		DIFFERENCE : 0.530			
LAP	SECTOR 1	SECTOR 2	SECTOR 3	LAP TIME	MPH	DIFF	TIME OF DAY
1 -	OUTLAP	47.376	44.325	2:20.051	76.31	17.892	10:32:39.633
2 -	40.265	45.382	42.990	2:08.637	83.08	6.478	10:34:48.270
3 -	39.009	45.271	42.265	2:06.545	84.46	4.386	10:36:54.815
4 -	38.655	44.105	41.357	2:04.117	86.11	1.958	10:38:58.932
5 -	38.264	43.948	41.492	2:03.704 (3)	86.40	1.545	10:41:02.636
6 -	37.999	43.679	40.764	2:02.442 (2)	87.29	0.283	10:43:05.078
7 -	38.049	43.138	40.972	2:02.159 (1)	87.49		10:45:07.237
8 -	37.727	43.688	44.094	2:05.509	85.15	3.350	10:47:12.746

Radical Challenge Championship - Challenge & Club Sprint

QUALIFYING - RACES 2 & 5 - STATISTICS

Competitors Started 15
Planned Start 2021-07-03 @ 10:30:00.000
Actual Start 2021-07-03 @ 10:30:04.924
Finish Time 2021-07-03 @ 10:50:05.941
Track Length 2.9689mi.
Total Laps 135
Total Distance Covered 400.8030mi.

Session Fastest Lap History

NO	CL	NAME	LAP TIME	TIME OF DAY	LAP	VEHICLE
80	F	Peter TYLER	2:06.041	10:34:37.689	2	Radical SR3 XX
80	F	Peter TYLER	2:04.892	10:36:42.581	3	Radical SR3 XX
11		Chris SHORT	2:03.647	10:37:07.975	3	Radical SR3 RSX
5		Jerome DE SADELEER	2:00.976	10:38:16.386	3	Radical SR3
44		Matt BELL	1:59.250	10:38:51.407	3	Radical SR3
5		Jerome DE SADELEER	1:56.515	10:40:12.901	4	Radical SR3
5		Jerome DE SADELEER	1:54.839	10:42:07.740	5	Radical SR3
5		Jerome DE SADELEER	1:53.815	10:44:01.555	6	Radical SR3
5		Jerome DE SADELEER	1:53.298	10:45:54.853	7	Radical SR3
44		Matt BELL	1:51.661	10:46:31.173	7	Radical SR3
44		Matt BELL	1:51.213	10:48:22.386	8	Radical SR3
44		Matt BELL	1:50.683	10:50:13.070	9	Radical SR3

Flag History

TYPE	TIME OF DAY
GREEN	10:30:04.924
FINISH	10:50:05.941

Flag Statistics

TYPE	COUNT	TOTAL LAPS	TOTAL TIME
Green	1	10	22:13.584
Red	0	0	0.000
Safety Car	0	0	0.000
FCY	0	0	0.000

Weather / Track : Cloudy / Drying

Results can be found at www.tsl-timing.com

Page 1 of 6

Snetterton 300
Circuit Length = 2.9689 miles
Start: 10:30 Flag 10:50 End: 10:52

Printed - 10:54 Saturday, 03 July 2021

Radical Challenge Championship - Challenge & Club Sprint

QUALIFYING - RACES 2 & 5 - STATISTICS

CLASS :

7 Starters

Fastest Lap History

NO	NAME	LAP TIME	TIME OF DAY	LAP	VEHICLE
52	Mark RICHARDS	2:06.708	10:34:39.881	2	Radical SR3
9	Chris PREEN	2:06.429	10:34:40.050	2	Radical SR3
52	Mark RICHARDS	2:05.056	10:36:44.937	3	Radical SR3
11	Chris SHORT	2:03.647	10:37:07.975	3	Radical SR3 RSX
5	Jerome DE SADELEER	2:00.976	10:38:16.386	3	Radical SR3
44	Matt BELL	1:59.250	10:38:51.407	3	Radical SR3
5	Jerome DE SADELEER	1:56.515	10:40:12.901	4	Radical SR3
5	Jerome DE SADELEER	1:54.839	10:42:07.740	5	Radical SR3
5	Jerome DE SADELEER	1:53.815	10:44:01.555	6	Radical SR3
5	Jerome DE SADELEER	1:53.298	10:45:54.853	7	Radical SR3
44	Matt BELL	1:51.661	10:46:31.173	7	Radical SR3
44	Matt BELL	1:51.213	10:48:22.386	8	Radical SR3
44	Matt BELL	1:50.683	10:50:13.070	9	Radical SR3

Weather / Track : Cloudy / Drying

Results can be found at www.tsl-timing.com

Page 2 of 6

Snetterton 300
Circuit Length = 2.9689 miles
Start: 10:30 Flag 10:50 End: 10:52

Printed - 10:54 Saturday, 03 July 2021

Radical Challenge Championship - Challenge & Club Sprint

QUALIFYING - RACES 2 & 5 - STATISTICS

CLASS : S/F

1 Starters

Fastest Lap History

NO	NAME	LAP TIME	TIME OF DAY	LAP	VEHICLE
24	Peter BROOKES	2:06.323	10:35:06.833	2	Radical SR3
24	Peter BROOKES	2:01.681	10:43:32.161	5	Radical SR3
24	Peter BROOKES	2:01.421	10:45:33.565	6	Radical SR3
24	Peter BROOKES	1:59.746	10:47:33.327	7	Radical SR3
24	Peter BROOKES	1:57.573	10:49:30.900	8	Radical SR3

Weather / Track : Cloudy / Drying

Results can be found at www.tsl-timing.com

Page 3 of 6

Snetterton 300
Circuit Length = 2.9689 miles
Start: 10:30 Flag 10:50 End: 10:52

Printed - 10:54 Saturday, 03 July 2021

Radical Challenge Championship - Challenge & Club Sprint

QUALIFYING - RACES 2 & 5 - STATISTICS

CLASS : S

1 Starters

Fastest Lap History

NO	NAME	LAP TIME	TIME OF DAY	LAP	VEHICLE
58	Anthony AYRES	2:00.733	10:40:17.260	4	Radical SR3
58	Anthony AYRES	1:58.842	10:42:16.103	5	Radical SR3
58	Anthony AYRES	1:57.827	10:44:13.930	6	Radical SR3
58	Anthony AYRES	1:56.125	10:46:10.054	7	Radical SR3
58	Anthony AYRES	1:55.296	10:48:05.350	8	Radical SR3
58	Anthony AYRES	1:54.952	10:50:00.301	9	Radical SR3

Weather / Track : Cloudy / Drying

Results can be found at www.tsl-timing.com

Page 4 of 6

Snetterton 300
Circuit Length = 2.9689 miles
Start: 10:30 Flag 10:50 End: 10:52

Printed - 10:54 Saturday, 03 July 2021

Radical Challenge Championship - Challenge & Club Sprint

QUALIFYING - RACES 2 & 5 - STATISTICS

CLASS : S/E

1 Starters

Fastest Lap History

NO	NAME	LAP TIME	TIME OF DAY	LAP	VEHICLE
6	Steven LAKE	2:10.829	10:35:03.841	2	Radical SR3
6	Steven LAKE	2:07.681	10:37:11.522	3	Radical SR3
6	Steven LAKE	2:05.229	10:45:30.315	6	Radical SR3
6	Steven LAKE	2:00.939	10:47:31.254	7	Radical SR3
6	Steven LAKE	1:59.398	10:49:30.650	8	Radical SR3
6	Steven LAKE	1:58.107	10:51:28.758	9	Radical SR3

Weather / Track : Cloudy / Drying

Results can be found at www.tsl-timing.com

Page 5 of 6

Snetterton 300
Circuit Length = 2.9689 miles
Start: 10:30 Flag 10:50 End: 10:52

Printed - 10:54 Saturday, 03 July 2021

Radical Challenge Championship - Challenge & Club Sprint

QUALIFYING - RACES 2 & 5 - STATISTICS

CLASS : F

5 Starters

Fastest Lap History

NO	NAME	LAP TIME	TIME OF DAY	LAP	VEHICLE
80	Peter TYLER	2:06.041	10:34:37.689	2	Radical SR3 XX
80	Peter TYLER	2:04.892	10:36:42.581	3	Radical SR3 XX
25	Martin VERITY	2:04.117	10:38:58.949	4	Radical SR3
25	Martin VERITY	2:03.704	10:41:02.653	5	Radical SR3
14	John MACLEOD	2:02.798	10:41:11.213	4	Radical SR3 RSX
23	Jason RISHOVER	2:02.516	10:42:47.193	5	Radical SR3 RSX
25	Martin VERITY	2:02.442	10:43:05.095	6	Radical SR3
14	John MACLEOD	2:00.243	10:43:11.457	5	Radical SR3 RSX
23	Jason RISHOVER	1:58.479	10:44:45.673	6	Radical SR3 RSX
14	John MACLEOD	1:58.199	10:45:09.655	6	Radical SR3 RSX
23	Jason RISHOVER	1:56.551	10:46:42.223	7	Radical SR3 RSX
23	Jason RISHOVER	1:56.288	10:48:38.511	8	Radical SR3 RSX
23	Jason RISHOVER	1:54.724	10:50:33.236	9	Radical SR3 RSX

Weather / Track : Cloudy / Drying

Results can be found at www.tsl-timing.com


Page 6 of 6

Snetterton 300
Circuit Length = 2.9689 miles
Start: 10:30 Flag 10:50 End: 10:52

Printed - 10:54 Saturday, 03 July 2021

Radical Challenge Championship - Challenge & Club Sprint

RACE 2 - GRID (25 minutes)

ROW 8	15	2:02.159 25 Martin VERITY		
ROW 7	13	2:00.508 68 Barry LIVERSIDGE	14	2:00.515 9 Chris PREEN
ROW 6	11	1:58.194 54 James SWEETNAM	12	1:59.331 11 Chris SHORT
ROW 5	9	1:57.666 14 John MACLEOD	10	1:58.107 6 Steven LAKE
ROW 4	7	1:57.544 8 Spencer BOURNE	8	1:57.573 24 Peter BROOKES
ROW 3	5	1:54.952 58 Anthony AYRES	6	1:57.516 80 Peter TYLER
ROW 2	3	1:53.871 52 Mark RICHARDS	4	1:54.724 23 Jason RISHOVER
ROW 1	1	1:50.683 44 Matt BELL	2	1:53.086 5 Jerome DE SADELEER
Pole				
				

Snetterton 300


These results are provisional until the conclusion of any judicial and technical matters.

Circuit Length = 2.9689 miles

Clerk Of Course : Gary Tanner	Stewards :	Timekeeper : Lisa Sneader
-------------------------------	------------	---------------------------

Radical Challenge Championship - Challenge & Club Sprint

RACE 5 - GRID (25 minutes)

ROW 8	15	2:02.442 25 Martin VERITY		
ROW 7	13	2:00.936 8 Spencer BOURNE	14	2:01.460 68 Barry LIVERSIDGE
ROW 6	11	2:00.610 54 James SWEETNAM	12	2:00.886 9 Chris PREEN
ROW 5	9	1:59.398 6 Steven LAKE	10	1:59.746 24 Peter BROOKES
ROW 4	7	1:58.210 80 Peter TYLER	8	1:59.396 11 Chris SHORT
ROW 3	5	1:57.149 52 Mark RICHARDS	6	1:58.199 14 John MACLEOD
ROW 2	3	1:55.296 58 Anthony AYRES	4	1:56.288 23 Jason RISHOVER
ROW 1	1	1:51.213 44 Matt BELL	2	1:53.298 5 Jerome DE SADELEER
Pole				
				

Snetterton 300

These results are provisional until the conclusion of any judicial and technical matters.

Circuit Length = 2.9689 miles

Clerk Of Course : Gary Tanner	Stewards :	Timekeeper : Lisa Sneader
-------------------------------	------------	---------------------------

Radical Challenge Championship - Challenge & Club Sprint

RACE 2 - CLASSIFICATION

POS	NO	CL	PIC NAME	ENTRY	LAPS	TIME	GAP	DIFF	MPH	BEST	ON
1	44		1 Matt BELL	Radical SR3	14	26:30.513			94.07	1:51.050	12
2	23	F	1 Jason RISHOVER	Radical SR3 RSX	14	26:42.127	11.614	11.614	93.39	1:53.517	12
3	52		2 Mark RICHARDS	Radical SR3	14	26:43.399	12.886	1.272	93.32	1:53.245	12
4	58	S	1 Anthony AYRES	Radical SR3	14	26:49.437	18.924	6.038	92.97	1:53.559	6
5	11		3 Chris SHORT	Radical SR3 RSX	14	26:50.676	20.163	1.239	92.90	1:53.050	12
6	6	S/E	1 Steven LAKE	Radical SR3	14	26:59.999	29.486	9.323	92.36	1:53.862	11
7	9		4 Chris PREEN	Radical SR3	14	27:00.158	29.645	0.159	92.35	1:53.111	11
8	80*	F	2 Peter TYLER	Radical SR3 XX	14	27:07.869	37.356	7.711	91.91	1:53.829	10
9	68	F	3 Barry LIVERSIDGE	Radical SR3	14	27:08.283	37.770	0.414	91.89	1:54.245	5
10	25	F	4 Martin VERITY	Radical SR3	14	27:08.862	38.349	0.579	91.86	1:53.990	10
11	8		5 Spencer BOURNE	Radical SR3	14	27:09.178	38.665	0.316	91.84	1:53.438	11
12	24	S/F	1 Peter BROOKES	Radical SR3	14	27:12.049	41.536	2.871	91.68	1:53.416	10

NOT CLASSIFIED

NC	5		Jerome DE SADELEER	Radical SR3	5	9:32.637	9 Laps	9 Laps	93.32	1:52.349	4
NC	54		James SWEETNAM	Radical SR3 XX	5	9:57.305	9 Laps	24.668	89.46	1:55.757	4
NC	14	F	John MACLEOD	Radical SR3 RSX	2	4:01.248	12 Laps	3 Laps	88.60	1:56.782	2

FASTEST LAP

	44		Matt BELL	Radical SR3	12	1:51.050		96.24 mph		154.89 kph
	24	S/F	Peter BROOKES	Radical SR3	10	1:53.416		94.23 mph		151.66 kph
	23	F	Jason RISHOVER	Radical SR3 RSX	12	1:53.517		94.15 mph		151.52 kph
	58	S	Anthony AYRES	Radical SR3	6	1:53.559		94.11 mph		151.47 kph
	6	S/E	Steven LAKE	Radical SR3	11	1:53.862		93.86 mph		151.06 kph

Car 80 - 10 second penalty applied for False Start

Weather / Track : Cloudy / Dry

These results are provisional until the conclusion of any judicial and technical matters.

Snetterton 300: 2.9689 miles

Race Distance: 14 Laps / 41.56 miles

Start: 12:34 Flag 13:01 End: 13:02

Clerk Of Course : Gary Tanner	Stewards :	Timekeeper : Lisa Sneader
-------------------------------	------------	---------------------------

Radical Challenge Championship - Challenge & Club Sprint

RACE 2 - LAP CHART

LAP 1 @ 12:36:31.244			LAP 2 @ 12:38:24.153			LAP 3 @ 12:40:16.377			LAP 4 @ 12:42:08.276			LAP 5 @ 12:43:59.960		
NO	BEHIND	LAP TIME	NO	BEHIND	LAP TIME	NO	BEHIND	LAP TIME	NO	BEHIND	LAP TIME	NO	BEHIND	LAP TIME
44		1:56.570	44		1:52.909	44		1:52.224	44		1:51.899	44		1:51.684
5	1.405	1:57.975	5	2.229	1:53.733	5	2.722	1:52.717	5	3.172	1:52.349	5	7.351	1:55.863
23	2.791	1:59.361	23	4.052	1:54.170	23	5.653	1:53.825	23	7.665	1:53.911	23	9.708	1:53.727
52	3.814	2:00.384	52	6.580	1:55.675	52	9.353	1:54.997	52	11.719	1:54.265	52	14.578	1:54.543
80	5.686	2:02.256	80	9.204	1:56.427	80	12.294	1:55.314	58	15.631	1:54.914	58	17.595	1:53.648
58	6.237	2:02.807	58	9.509	1:56.181	58	12.616	1:55.331	80	16.446	1:56.051	80	20.632	1:55.870
11	7.227	2:03.797	11	10.814	1:56.496	11	13.054	1:54.464	11	16.760	1:55.605	11	20.853	1:55.777
8	7.653	2:04.223	8	11.300	1:56.556	8	14.208	1:55.132	8	17.799	1:55.490	8	21.646	1:55.531
14	7.896	2:04.466	14	11.769	1:56.782	6	17.269	1:55.815	6	20.352	1:54.982	6	23.387	1:54.719
24	8.351	2:04.921	24	12.039	1:56.597	68	19.995	1:59.393	68	23.187	1:55.091	68	25.748	1:54.245
68	8.844	2:05.414	68	12.826	1:56.891	54	20.730	1:58.463	54	24.588	1:55.757	9	27.647	1:54.481
6	9.790	2:06.360	6	13.678	1:56.797	25	21.119	1:58.490	9	24.850	1:55.349	25	29.038	1:55.463
54	10.596	2:07.166	54	14.491	1:56.804	9	21.400	1:58.433	25	25.259	1:56.039	24	31.257	1:56.879
25	11.314	2:07.884	25	14.853	1:56.448	24	22.208	2:02.393	24	26.062	1:55.753	54	32.019	1:59.115
9	11.596	2:08.166	9	15.191	1:56.504									

Weather / Track : Cloudy / Dry

Results can be found at www.tsl-timing.com

Page 1 of 3

Snetterton 300
 Circuit Length = 2.9689 miles
 Start: 12:34 Flag 13:01 End: 13:02

Printed - 13:02 Saturday, 03 July 2021

Radical Challenge Championship - Challenge & Club Sprint

RACE 2 - LAP CHART

LAP 6 @ 12:45:52.234			LAP 7 @ 12:47:45.896			LAP 8 @ 12:49:40.222			LAP 9 @ 12:51:35.045			LAP 10 @ 12:53:29.251		
NO	BEHIND	LAP TIME	NO	BEHIND	LAP TIME	NO	BEHIND	LAP TIME	NO	BEHIND	LAP TIME	NO	BEHIND	LAP TIME
44		1:52.274	44		1:53.662	44		1:54.326	44		1:54.823	44		1:54.206
23	11.931	1:54.497	23	12.437	1:54.168	23	12.129	1:54.018	23	11.744	1:54.438	23	11.281	1:53.743
52	16.687	1:54.383	52	17.181	1:54.156	52	16.543	1:53.688	52	15.410	1:53.690	52	15.188	1:53.984
58	18.880	1:53.559	58	19.246	1:54.028	58	19.220	1:54.300	58	18.005	1:53.608	58	17.923	1:54.124
11	24.521	1:55.942	11	24.685	1:53.826	11	24.261	1:53.902	11	23.091	1:53.653	11	22.576	1:53.691
80	24.686	1:56.328	80	25.999	1:54.975	80	26.183	1:54.510	80	25.781	1:54.421	80	25.404	1:53.829
8	24.817	1:55.445	8	26.415	1:55.260	8	26.608	1:54.519	8	26.343	1:54.558	8	26.493	1:54.356
6	26.516	1:55.403	6	27.408	1:54.554	6	27.457	1:54.375	6	27.442	1:54.808	6	27.979	1:54.743
68	28.867	1:55.393	68	29.689	1:54.484	68	29.936	1:54.573	68	29.495	1:54.382	68	29.463	1:53.828
9	29.190	1:53.817	9	29.972	1:54.444	9	30.275	1:54.629	9	29.841	1:54.389	68	31.251	1:55.962
25	31.373	1:54.609	25	32.885	1:55.174	25	32.924	1:54.365	25	32.356	1:54.255	25	32.140	1:53.990
24	34.472	1:55.489	24	36.042	1:55.232	24	36.242	1:54.526	24	36.234	1:54.815	24	35.444	1:53.416

Weather / Track : Cloudy / Dry

Snetterton 300
 Circuit Length = 2.9689 miles
 Start: 12:34 Flag 13:01 End: 13:02

Radical Challenge Championship - Challenge & Club Sprint

RACE 2 - LAP CHART

LAP 11 @ 12:55:20.758			LAP 12 @ 12:57:11.808			LAP 13 @ 12:59:07.932			LAP 14 @ 13:01:05.187		
NO	BEHIND	LAP TIME	NO	BEHIND	LAP TIME	NO	BEHIND	LAP TIME	NO	BEHIND	LAP TIME
44		1:51.507	44		1:51.050	44		1:56.124	44		1:57.255
23	13.678	1:53.904	23	16.145	1:53.517	23	14.124	1:54.103	23	11.614	1:54.745
52	16.931	1:53.250	52	19.126	1:53.245	52	16.559	1:53.557	52	12.886	1:53.582
58	20.006	1:53.590	58	23.912	1:54.956	58	21.867	1:54.079	58	18.924	1:54.312
11	24.290	1:53.221	11	26.290	1:53.050	11	23.578	1:53.412	11	20.163	1:53.840
80	27.839	1:53.942	80	30.663	1:53.874	80	29.024	1:54.485	80	27.356	1:55.587
8	28.424	1:53.438	6	34.315	1:55.031	6	32.155	1:53.964	6	29.486	1:54.586
6	30.334	1:53.862	9	34.510	1:54.493	9	32.601	1:54.215	9	29.645	1:54.299
9	31.067	1:53.111	68	39.840	1:56.174	68	40.098	1:56.382	68	37.770	1:54.927
68	34.716	1:54.972	25	40.473	1:56.277	25	40.632	1:56.283	25	38.349	1:54.972
25	35.246	1:54.613	8	44.062	2:06.688	8	42.163	1:54.225	8	38.665	1:53.757
24	37.987	1:54.050	24	45.455	1:58.518	24	43.676	1:54.345	24	41.536	1:55.115

Weather / Track : Cloudy / Dry

Results can be found at www.tsl-timing.com

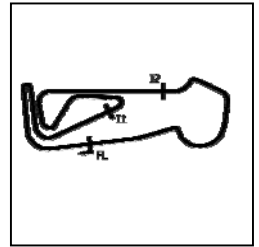
Page 3 of 3

Snetterton 300
Circuit Length = 2.9689 miles
Start: 12:34 Flag 13:01 End: 13:02

Printed - 13:02 Saturday, 03 July 2021

Radical Challenge Championship - Challenge & Club Sprint

RACE 2 - SECTOR ANALYSIS



SECTOR 1 = FL to I1, SECTOR 2 = I1 to I2, SECTOR 3 = I2 to FL, DIFF = Difference To Personal Best Lap, P = Crossed Finish Line in Pit Lane, D = Time Disallowed

P1 44		Matt BELL		Radical SR3			
IDEAL LAP TIME : 1:51.050		BEST LAP TIME : 1:51.050		DIFFERENCE : 0.000			
LAP	SECTOR 1	SECTOR 2	SECTOR 3	LAP TIME	MPH	DIFF	TIME OF DAY
1 -		40.802	37.111	1:56.570	91.68	5.520	12:36:31.244
2 -	35.305	40.527	37.077	1:52.909	94.66	1.859	12:38:24.153
3 -	35.067	40.254	36.903	1:52.224	95.23	1.174	12:40:16.377
4 -	34.880	40.214	36.805	1:51.899	95.51	0.849	12:42:08.276
5 -	34.831	40.060	36.793	1:51.684 (3)	95.69	0.634	12:43:59.960
6 -	34.737	40.316	37.221	1:52.274	95.19	1.224	12:45:52.234
7 -	35.110	40.669	37.883	1:53.662	94.03	2.612	12:47:45.896
8 -	35.347	40.969	38.010	1:54.326	93.48	3.276	12:49:40.222
9 -	35.581	40.989	38.253	1:54.823	93.08	3.773	12:51:35.045
10 -	35.561	41.029	37.616	1:54.206	93.58	3.156	12:53:29.251
11 -	34.812	39.927	36.768	1:51.507 (2)	95.85	0.457	12:55:20.758
12 -	34.485	39.854	36.711	1:51.050 (1)	96.24		12:57:11.808
13 -	35.455	41.389	39.280	1:56.124	92.04	5.074	12:59:07.932
14 -	36.002	41.608	39.645	1:57.255	91.15	6.205	13:01:05.187

P2 23 F		Jason RISHOVER		Radical SR3 RSX			
IDEAL LAP TIME : 1:53.281		BEST LAP TIME : 1:53.517		DIFFERENCE : 0.236			
LAP	SECTOR 1	SECTOR 2	SECTOR 3	LAP TIME	MPH	DIFF	TIME OF DAY
1 -		41.678	37.952	1:59.361	89.54	5.844	12:36:34.035
2 -	35.622	40.743	37.805	1:54.170	93.61	0.653	12:38:28.205
3 -	35.421	40.653	37.751	1:53.825	93.89	0.308	12:40:22.030
4 -	35.382	40.838	37.691	1:53.911	93.82	0.394	12:42:15.941
5 -	35.462	40.621	37.644	1:53.727 (2)	93.98	0.210	12:44:09.668
6 -	36.149	40.612	37.736	1:54.497	93.34	0.980	12:46:04.165
7 -	35.720	40.693	37.755	1:54.168	93.61	0.651	12:47:58.333
8 -	35.662	40.613	37.743	1:54.018	93.74	0.501	12:49:52.351
9 -	35.686	40.715	38.037	1:54.438	93.39	0.921	12:51:46.789
10 -	35.561	40.594	37.588	1:53.743 (3)	93.96	0.226	12:53:40.532
11 -	35.643	40.614	37.647	1:53.904	93.83	0.387	12:55:34.436
12 -	35.438	40.370	37.709	1:53.517 (1)	94.15		12:57:27.953
13 -	35.602	40.311	38.190	1:54.103	93.67	0.586	12:59:22.056
14 -	35.744	40.593	38.408	1:54.745	93.14	1.228	13:01:16.801

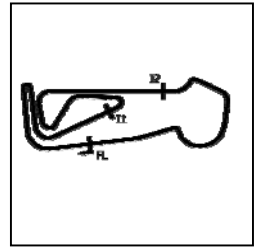
P3 52		Mark RICHARDS		Radical SR3			
IDEAL LAP TIME : 1:52.874		BEST LAP TIME : 1:53.245		DIFFERENCE : 0.371			
LAP	SECTOR 1	SECTOR 2	SECTOR 3	LAP TIME	MPH	DIFF	TIME OF DAY
1 -		42.005	38.088	2:00.384	88.78	7.139	12:36:35.058
2 -	36.218	41.693	37.764	1:55.675	92.39	2.430	12:38:30.733
3 -	36.237	41.325	37.435	1:54.997	92.94	1.752	12:40:25.730
4 -	35.577	41.126	37.562	1:54.265	93.53	1.020	12:42:19.995
5 -	35.675	41.050	37.818	1:54.543	93.31	1.298	12:44:14.538
6 -	35.767	41.119	37.497	1:54.383	93.44	1.138	12:46:08.921
7 -	35.517	41.239	37.400	1:54.156	93.62	0.911	12:48:03.077
8 -	35.674	40.683	37.331	1:53.688	94.01	0.443	12:49:56.765
9 -	35.441	40.804	37.445	1:53.690	94.01	0.445	12:51:50.455
10 -	35.534	40.896	37.554	1:53.984	93.76	0.739	12:53:44.439
11 -	35.403	40.680	37.167	1:53.250 (2)	94.37	0.005	12:55:37.689
12 -	35.440	40.592	37.213	1:53.245 (1)	94.38		12:57:30.934
13 -	35.263	40.444	37.850	1:53.557 (3)	94.12	0.312	12:59:24.491
14 -	35.398	40.860	37.324	1:53.582	94.10	0.337	13:01:18.073

Weather / Track : Cloudy / Dry

Snetterton 300
Circuit Length = 2.9689 miles
Start: 12:34 Flag 13:01 End: 13:02

Radical Challenge Championship - Challenge & Club Sprint

RACE 2 - SECTOR ANALYSIS



SECTOR 1 = FL to I1, SECTOR 2 = I1 to I2, SECTOR 3 = I2 to FL, DIFF = Difference To Personal Best Lap, P = Crossed Finish Line in Pit Lane, D = Time Disallowed

P4 58 S		Anthony AYRES		Radical SR3			
IDEAL LAP TIME : 1:53.309		BEST LAP TIME : 1:53.559		DIFFERENCE : 0.250			
LAP	SECTOR 1	SECTOR 2	SECTOR 3	LAP TIME	MPH	DIFF	TIME OF DAY
1 -		43.140	38.573	2:02.807	87.03	9.248	12:36:37.481
2 -	36.259	41.654	38.268	1:56.181	91.99	2.622	12:38:33.662
3 -	36.092	41.239	38.000	1:55.331	92.67	1.772	12:40:28.993
4 -	35.898	41.436	37.580	1:54.914	93.00	1.355	12:42:23.907
5 -	35.613	40.633	37.402	1:53.648	94.04	0.089	12:44:17.555
6 -	35.674	40.517	37.368	1:53.559 (1)	94.11		12:46:11.114
7 -	35.537	40.895	37.596	1:54.028	93.73	0.469	12:48:05.142
8 -	35.638	40.986	37.676	1:54.300	93.50	0.741	12:49:59.442
9 -	35.547	40.600	37.461	1:53.608 (3)	94.07	0.049	12:51:53.050
10 -	35.424	41.206	37.494	1:54.124	93.65	0.565	12:53:47.174
11 -	35.503	40.716	37.371	1:53.590 (2)	94.09	0.031	12:55:40.764
12 -	35.451	41.736	37.769	1:54.956	92.97	1.397	12:57:35.720
13 -	35.606	40.735	37.738	1:54.079	93.69	0.520	12:59:29.799
14 -	35.956	40.949	37.407	1:54.312	93.49	0.753	13:01:24.111

P5 11		Chris SHORT		Radical SR3 RSX			
IDEAL LAP TIME : 1:52.960		BEST LAP TIME : 1:53.050		DIFFERENCE : 0.090			
LAP	SECTOR 1	SECTOR 2	SECTOR 3	LAP TIME	MPH	DIFF	TIME OF DAY
1 -		43.057	39.010	2:03.797	86.33	10.747	12:36:38.471
2 -	36.571	41.673	38.252	1:56.496	91.74	3.446	12:38:34.967
3 -	35.729	41.072	37.663	1:54.464	93.37	1.414	12:40:29.431
4 -	35.920	41.482	38.203	1:55.605	92.45	2.555	12:42:25.036
5 -	36.619	41.712	37.446	1:55.777	92.31	2.727	12:44:20.813
6 -	35.997	41.410	38.535	1:55.942	92.18	2.892	12:46:16.755
7 -	35.644	40.647	37.535	1:53.826	93.89	0.776	12:48:10.581
8 -	35.431	40.891	37.580	1:53.902	93.83	0.852	12:50:04.483
9 -	35.582	40.580	37.491	1:53.653	94.04	0.603	12:51:58.136
10 -	35.613	40.669	37.409	1:53.691	94.00	0.641	12:53:51.827
11 -	35.382	40.480	37.359	1:53.221 (2)	94.40	0.171	12:55:45.048
12 -	35.380	40.486	37.184	1:53.050 (1)	94.54		12:57:38.098
13 -	35.296	40.697	37.419	1:53.412 (3)	94.24	0.362	12:59:31.510
14 -	35.805	40.712	37.323	1:53.840	93.88	0.790	13:01:25.350

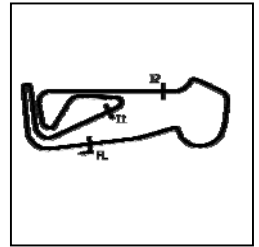
P6 6 S/E		Steven LAKE		Radical SR3			
IDEAL LAP TIME : 1:53.493		BEST LAP TIME : 1:53.862		DIFFERENCE : 0.369			
LAP	SECTOR 1	SECTOR 2	SECTOR 3	LAP TIME	MPH	DIFF	TIME OF DAY
1 -		44.133	39.259	2:06.360	84.58	12.498	12:36:41.034
2 -	36.463	41.925	38.409	1:56.797	91.50	2.935	12:38:37.831
3 -	36.230	41.622	37.963	1:55.815	92.28	1.953	12:40:33.646
4 -	35.978	41.094	37.910	1:54.982	92.95	1.120	12:42:28.628
5 -	35.730	41.015	37.974	1:54.719	93.16	0.857	12:44:23.347
6 -	35.634	41.728	38.041	1:55.403	92.61	1.541	12:46:18.750
7 -	35.672	41.139	37.743	1:54.554	93.30	0.692	12:48:13.304
8 -	35.390	41.172	37.813	1:54.375 (3)	93.44	0.513	12:50:07.679
9 -	35.517	41.809	37.482	1:54.808	93.09	0.946	12:52:02.487
10 -	35.317	41.025	38.401	1:54.743	93.14	0.881	12:53:57.230
11 -	35.430	40.905	37.527	1:53.862 (1)	93.86		12:55:51.092
12 -	35.668	40.798	38.565	1:55.031	92.91	1.169	12:57:46.123
13 -	35.213	40.811	37.940	1:53.964 (2)	93.78	0.102	12:59:40.087
14 -	35.765	40.951	37.870	1:54.586	93.27	0.724	13:01:34.673

Weather / Track : Cloudy / Dry

Snetterton 300
Circuit Length = 2.9689 miles
Start: 12:34 Flag 13:01 End: 13:02

Radical Challenge Championship - Challenge & Club Sprint

RACE 2 - SECTOR ANALYSIS



SECTOR 1 = FL to I1, SECTOR 2 = I1 to I2, SECTOR 3 = I2 to FL, DIFF = Difference To Personal Best Lap, P = Crossed Finish Line in Pit Lane, D = Time Disallowed

P7 9		Chris PREEN		Radical SR3			
IDEAL LAP TIME : 1:52.429		BEST LAP TIME : 1:53.111		DIFFERENCE : 0.682			
LAP	SECTOR 1	SECTOR 2	SECTOR 3	LAP TIME	MPH	DIFF	TIME OF DAY
1 -		43.923	40.306	2:08.166	83.39	15.055	12:36:42.840
2 -	36.709	41.844	37.951	1:56.504	91.74	3.393	12:38:39.344
3 -	36.466	43.685	38.282	1:58.433	90.24	5.322	12:40:37.777
4 -	36.050	41.222	38.077	1:55.349	92.65	2.238	12:42:33.126
5 -	36.181	40.981	37.319	1:54.481	93.36	1.370	12:44:27.607
6 -	35.431	41.111	37.275	1:53.817 (2)	93.90	0.706	12:46:21.424
7 -	35.589	41.275	37.580	1:54.444	93.39	1.333	12:48:15.868
8 -	35.656	41.025	37.948	1:54.629	93.24	1.518	12:50:10.497
9 -	35.635	40.847	37.907	1:54.389	93.43	1.278	12:52:04.886
10 -	35.253	41.263	37.312	1:53.828 (3)	93.89	0.717	12:53:58.714
11 -	35.288	40.989	36.834	1:53.111 (1)	94.49		12:55:51.825
12 -	35.465	40.342	38.686	1:54.493	93.35	1.382	12:57:46.318
13 -	35.513	40.704	37.998	1:54.215	93.57	1.104	12:59:40.533
14 -	35.502	41.041	37.756	1:54.299	93.50	1.188	13:01:34.832

P8 80 F		Peter TYLER		Radical SR3 XX			
IDEAL LAP TIME : 1:53.581		BEST LAP TIME : 1:53.829		DIFFERENCE : 0.248			
LAP	SECTOR 1	SECTOR 2	SECTOR 3	LAP TIME	MPH	DIFF	TIME OF DAY
1 -		42.583	38.816	2:02.256	87.42	8.427	12:36:36.930
2 -	36.458	41.629	38.340	1:56.427	91.80	2.598	12:38:33.357
3 -	36.023	41.152	38.139	1:55.314	92.68	1.485	12:40:28.671
4 -	36.081	41.742	38.228	1:56.051	92.09	2.222	12:42:24.722
5 -	36.809	41.138	37.923	1:55.870	92.24	2.041	12:44:20.592
6 -	35.989	41.346	38.993	1:56.328	91.87	2.499	12:46:16.920
7 -	36.219	40.828	37.928	1:54.975	92.96	1.146	12:48:11.895
8 -	35.790	40.899	37.821	1:54.510	93.33	0.681	12:50:06.405
9 -	36.004	40.760	37.657	1:54.421	93.41	0.592	12:52:00.826
10 -	35.490	40.660	37.679	1:53.829 (1)	93.89		12:53:54.655
11 -	35.674	40.726	37.542	1:53.942 (3)	93.80	0.113	12:55:48.597
12 -	35.603	40.787	37.484	1:53.874 (2)	93.85	0.045	12:57:42.471
13 -	35.580	40.607	38.298	1:54.485	93.35	0.656	12:59:36.956
14 -	36.141	41.122	38.324	1:55.587	92.46	1.758	13:01:32.543

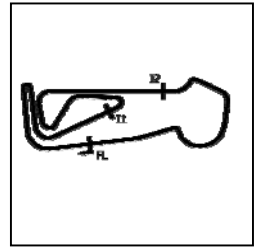
P9 68 F		Barry LIVERSIDGE		Radical SR3			
IDEAL LAP TIME : 1:53.995		BEST LAP TIME : 1:54.245		DIFFERENCE : 0.250			
LAP	SECTOR 1	SECTOR 2	SECTOR 3	LAP TIME	MPH	DIFF	TIME OF DAY
1 -		43.976	38.628	2:05.414	85.22	11.169	12:36:40.088
2 -	36.537	42.037	38.317	1:56.891	91.43	2.646	12:38:36.979
3 -	37.894	43.392	38.107	1:59.393	89.52	5.148	12:40:36.372
4 -	35.964	41.427	37.700	1:55.091	92.86	0.846	12:42:31.463
5 -	35.485	41.084	37.676	1:54.245 (1)	93.55		12:44:25.708
6 -	35.770	41.481	38.142	1:55.393	92.62	1.148	12:46:21.101
7 -	35.648	41.184	37.652	1:54.484 (3)	93.35	0.239	12:48:15.585
8 -	35.602	41.164	37.807	1:54.573	93.28	0.328	12:50:10.158
9 -	35.699	40.858	37.825	1:54.382 (2)	93.44	0.137	12:52:04.540
10 -	35.492	42.735	37.735	1:55.962	92.16	1.717	12:54:00.502
11 -	35.846	41.441	37.685	1:54.972	92.96	0.727	12:55:55.474
12 -	36.007	41.177	38.990	1:56.174	92.00	1.929	12:57:51.648
13 -	37.072	41.233	38.077	1:56.382	91.83	2.137	12:59:48.030
14 -	35.527	41.592	37.808	1:54.927	92.99	0.682	13:01:42.957

Weather / Track : Cloudy / Dry

Snetterton 300
Circuit Length = 2.9689 miles
Start: 12:34 Flag 13:01 End: 13:02

Radical Challenge Championship - Challenge & Club Sprint

RACE 2 - SECTOR ANALYSIS



SECTOR 1 = FL to I1, SECTOR 2 = I1 to I2, SECTOR 3 = I2 to FL, DIFF = Difference To Personal Best Lap, P = Crossed Finish Line in Pit Lane, D = Time Disallowed

P10 25 F		Martin VERITY		Radical SR3			
IDEAL LAP TIME : 1:53.868		BEST LAP TIME : 1:53.990		DIFFERENCE : 0.122			
LAP	SECTOR 1	SECTOR 2	SECTOR 3	LAP TIME	MPH	DIFF	TIME OF DAY
1 -		44.006	40.171	2:07.884	83.57	13.894	12:36:42.558
2 -	36.623	41.765	38.060	1:56.448	91.78	2.458	12:38:39.006
3 -	36.473	43.619	38.398	1:58.490	90.20	4.500	12:40:37.496
4 -	36.035	41.412	38.592	1:56.039	92.10	2.049	12:42:33.535
5 -	36.309	41.292	37.862	1:55.463	92.56	1.473	12:44:28.998
6 -	35.747	41.129	37.733	1:54.609	93.25	0.619	12:46:23.607
7 -	35.900	41.380	37.894	1:55.174	92.79	1.184	12:48:18.781
8 -	35.721	40.999	37.645	1:54.365 (3)	93.45	0.375	12:50:13.146
9 -	35.514	40.860	37.881	1:54.255 (2)	93.54	0.265	12:52:07.401
10 -	35.441	40.982	37.567	1:53.990 (1)	93.76		12:54:01.391
11 -	35.464	41.229	37.920	1:54.613	93.25	0.623	12:55:56.004
12 -	35.880	41.066	39.331	1:56.277	91.91	2.287	12:57:52.281
13 -	36.802	41.439	38.042	1:56.283	91.91	2.293	12:59:48.564
14 -	36.030	40.982	37.960	1:54.972	92.96	0.982	13:01:43.536

P11 8		Spencer BOURNE		Radical SR3			
IDEAL LAP TIME : 1:53.438		BEST LAP TIME : 1:53.438		DIFFERENCE : 0.000			
LAP	SECTOR 1	SECTOR 2	SECTOR 3	LAP TIME	MPH	DIFF	TIME OF DAY
1 -		42.836	39.952	2:04.223	86.03	10.785	12:36:38.897
2 -	36.595	41.856	38.105	1:56.556	91.69	3.118	12:38:35.453
3 -	35.843	41.250	38.039	1:55.132	92.83	1.694	12:40:30.585
4 -	35.746	41.974	37.770	1:55.490	92.54	2.052	12:42:26.075
5 -	35.883	41.801	37.847	1:55.531	92.51	2.093	12:44:21.606
6 -	35.647	41.709	38.089	1:55.445	92.58	2.007	12:46:17.051
7 -	36.465	41.203	37.592	1:55.260	92.73	1.822	12:48:12.311
8 -	35.682	41.282	37.555	1:54.519	93.33	1.081	12:50:06.830
9 -	35.947	41.068	37.543	1:54.558	93.29	1.120	12:52:01.388
10 -	35.626	41.180	37.550	1:54.356	93.46	0.918	12:53:55.744
11 -	35.227	40.817	37.394	1:53.438 (1)	94.21		12:55:49.182
12 -	35.467	41.236	49.985	2:06.688	84.36	13.250	12:57:55.870
13 -	35.675	40.847	37.703	1:54.225 (3)	93.57	0.787	12:59:50.095
14 -	35.240	40.832	37.685	1:53.757 (2)	93.95	0.319	13:01:43.852

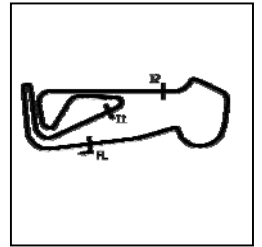
P12 24 S/F		Peter BROOKES		Radical SR3			
IDEAL LAP TIME : 1:53.376		BEST LAP TIME : 1:53.416		DIFFERENCE : 0.040			
LAP	SECTOR 1	SECTOR 2	SECTOR 3	LAP TIME	MPH	DIFF	TIME OF DAY
1 -		43.994	38.503	2:04.921	85.55	11.505	12:36:39.595
2 -	36.690	41.750	38.157	1:56.597	91.66	3.181	12:38:36.192
3 -	38.926	44.825	38.642	2:02.393	87.32	8.977	12:40:38.585
4 -	36.076	41.838	37.839	1:55.753	92.33	2.337	12:42:34.338
5 -	35.823	41.688	39.368	1:56.879	91.44	3.463	12:44:31.217
6 -	35.507	42.096	37.886	1:55.489	92.54	2.073	12:46:26.706
7 -	35.987	41.422	37.823	1:55.232	92.75	1.816	12:48:21.938
8 -	35.617	41.253	37.656	1:54.526	93.32	1.110	12:50:16.464
9 -	35.558	41.375	37.882	1:54.815	93.08	1.399	12:52:11.279
10 -	35.158	40.773	37.485	1:53.416 (1)	94.23		12:54:04.695
11 -	35.558	40.830	37.662	1:54.050 (2)	93.71	0.634	12:55:58.745
12 -	35.611	40.733	42.174	1:58.518	90.18	5.102	12:57:57.263
13 -	35.325	40.978	38.042	1:54.345 (3)	93.47	0.929	12:59:51.608
14 -	35.460	41.555	38.100	1:55.115	92.84	1.699	13:01:46.723

Weather / Track : Cloudy / Dry

Snetterton 300
Circuit Length = 2.9689 miles
Start: 12:34 Flag 13:01 End: 13:02

Radical Challenge Championship - Challenge & Club Sprint

RACE 2 - SECTOR ANALYSIS



SECTOR 1 = FL to I1, SECTOR 2 = I1 to I2, SECTOR 3 = I2 to FL, DIFF = Difference To Personal Best Lap, P = Crossed Finish Line in Pit Lane, D = Time Disallowed

P13		5		Jerome DE SADELEER		Radical SR3	
IDEAL LAP TIME : 1:51.953		BEST LAP TIME : 1:52.349		DIFFERENCE : 0.396			
LAP	SECTOR 1	SECTOR 2	SECTOR 3	LAP TIME	MPH	DIFF	TIME OF DAY
1 -		41.263	37.788	1:57.975	90.59	5.626	12:36:32.649
2 -	35.639	40.899	37.195	1:53.733 (3)	93.97	1.384	12:38:26.382
3 -	34.893	40.975	36.849	1:52.717 (2)	94.82	0.368	12:40:19.099
4 -	34.701	40.596	37.052	1:52.349 (1)	95.13		12:42:11.448
5 -	34.722	40.403	40.738	1:55.863	92.24	3.514	12:44:07.311

P14		54		James SWEETNAM		Radical SR3 XX	
IDEAL LAP TIME : 1:55.590		BEST LAP TIME : 1:55.757		DIFFERENCE : 0.167			
LAP	SECTOR 1	SECTOR 2	SECTOR 3	LAP TIME	MPH	DIFF	TIME OF DAY
1 -		44.359	39.509	2:07.166	84.04	11.409	12:36:41.840
2 -	36.388	41.732	38.684	1:56.804 (2)	91.50	1.047	12:38:38.644
3 -	36.468	43.553	38.442	1:58.463 (3)	90.22	2.706	12:40:37.107
4 -	35.891	41.451	38.415	1:55.757 (1)	92.33		12:42:32.864
5 -	35.724	42.987	40.404	1:59.115	89.72	3.358	12:44:31.979

P15		14 F		John MACLEOD		Radical SR3 RSX	
IDEAL LAP TIME : 1:56.782		BEST LAP TIME : 1:56.782		DIFFERENCE : 0.000			
LAP	SECTOR 1	SECTOR 2	SECTOR 3	LAP TIME	MPH	DIFF	TIME OF DAY
1 -		44.098	38.498	2:04.466 (2)	85.87	7.684	12:36:39.140
2 -	36.732	41.693	38.357	1:56.782 (1)	91.52		12:38:35.922

Radical Challenge Championship - Challenge & Club Sprint

RACE 2 - STATISTICS

Competitors Started 15
Planned Start 2021-07-03 @ 12:30:00.000
Actual Start 2021-07-03 @ 12:34:34.674
Finish Time 2021-07-03 @ 13:01:03.941
Track Length 2.9689mi.
Total Laps 180
Total Distance Covered 534.4040mi.

Session Fastest Lap History

NO	CL	NAME	LAP TIME	TIME OF DAY	LAP	VEHICLE
44		Matt BELL	1:56.570	12:36:31.261	1	Radical SR3
44		Matt BELL	1:52.909	12:38:24.169	2	Radical SR3
44		Matt BELL	1:52.224	12:40:16.394	3	Radical SR3
44		Matt BELL	1:51.899	12:42:08.293	4	Radical SR3
44		Matt BELL	1:51.684	12:43:59.977	5	Radical SR3
44		Matt BELL	1:51.507	12:55:20.775	11	Radical SR3
44		Matt BELL	1:51.050	12:57:11.825	12	Radical SR3

Session Leader History

NO	CL	NAME	FROM LAP	LAPS LED	DISTANCE	VEHICLE
44		Matt BELL	1	14	41.56 miles	Radical SR3

Flag History

TYPE	TIME OF DAY
GREEN	12:34:34.674
FINISH	13:01:03.941

Flag Statistics

TYPE	COUNT	TOTAL LAPS	TOTAL TIME
Green	1	14	27:25.905
Red	0	0	0.000
Safety Car	0	0	0.000
FCY	0	0	0.000

Weather / Track : Cloudy / Dry

Snetterton 300
Circuit Length = 2.9689 miles
Start: 12:34 Flag 13:01 End: 13:02

Radical Challenge Championship - Challenge & Club Sprint

RACE 2 - STATISTICS

CLASS :

7 Starters

Fastest Lap History

NO	NAME	LAP TIME	TIME OF DAY	LAP	VEHICLE
44	Matt BELL	1:56.570	12:36:31.261	1	Radical SR3
44	Matt BELL	1:52.909	12:38:24.169	2	Radical SR3
44	Matt BELL	1:52.224	12:40:16.394	3	Radical SR3
44	Matt BELL	1:51.899	12:42:08.293	4	Radical SR3
44	Matt BELL	1:51.684	12:43:59.977	5	Radical SR3
44	Matt BELL	1:51.507	12:55:20.775	11	Radical SR3
44	Matt BELL	1:51.050	12:57:11.825	12	Radical SR3

Leader History

NO	NAME	FROM LAP	LAPS LED	DISTANCE	VEHICLE
44	Matt BELL	1	14	41.56 miles	Radical SR3

Radical Challenge Championship - Challenge & Club Sprint

RACE 2 - STATISTICS

CLASS : S/F

1 Starters

Fastest Lap History

NO	NAME	LAP TIME	TIME OF DAY	LAP	VEHICLE
24	Peter BROOKES	2:04.921	12:36:39.612	1	Radical SR3
24	Peter BROOKES	1:56.597	12:38:36.208	2	Radical SR3
24	Peter BROOKES	1:55.753	12:42:34.355	4	Radical SR3
24	Peter BROOKES	1:55.489	12:46:26.723	6	Radical SR3
24	Peter BROOKES	1:55.232	12:48:21.955	7	Radical SR3
24	Peter BROOKES	1:54.526	12:50:16.481	8	Radical SR3
24	Peter BROOKES	1:53.416	12:54:04.712	10	Radical SR3

Leader History

NO	NAME	FROM LAP	LAPS LED	DISTANCE	VEHICLE
24	Peter BROOKES	1	14	41.56 miles	Radical SR3

Radical Challenge Championship - Challenge & Club Sprint

RACE 2 - STATISTICS

CLASS : S

1 Starters

Fastest Lap History

NO	NAME	LAP TIME	TIME OF DAY	LAP	VEHICLE
58	Anthony AYRES	2:02.807	12:36:37.488	1	Radical SR3
58	Anthony AYRES	1:56.181	12:38:33.669	2	Radical SR3
58	Anthony AYRES	1:55.331	12:40:29.000	3	Radical SR3
58	Anthony AYRES	1:54.914	12:42:23.914	4	Radical SR3
58	Anthony AYRES	1:53.648	12:44:17.563	5	Radical SR3
58	Anthony AYRES	1:53.559	12:46:11.122	6	Radical SR3

Leader History

NO	NAME	FROM LAP	LAPS LED	DISTANCE	VEHICLE
58	Anthony AYRES	1	14	41.56 miles	Radical SR3

Radical Challenge Championship - Challenge & Club Sprint

RACE 2 - STATISTICS

CLASS : S/E

1 Starters

Fastest Lap History

NO	NAME	LAP TIME	TIME OF DAY	LAP	VEHICLE
6	Steven LAKE	2:06.360	12:36:41.052	1	Radical SR3
6	Steven LAKE	1:56.797	12:38:37.849	2	Radical SR3
6	Steven LAKE	1:55.815	12:40:33.664	3	Radical SR3
6	Steven LAKE	1:54.982	12:42:28.646	4	Radical SR3
6	Steven LAKE	1:54.719	12:44:23.365	5	Radical SR3
6	Steven LAKE	1:54.554	12:48:13.321	7	Radical SR3
6	Steven LAKE	1:54.375	12:50:07.697	8	Radical SR3
6	Steven LAKE	1:53.862	12:55:51.109	11	Radical SR3

Leader History

NO	NAME	FROM LAP	LAPS LED	DISTANCE	VEHICLE
6	Steven LAKE	1	14	41.56 miles	Radical SR3

Radical Challenge Championship - Challenge & Club Sprint

RACE 2 - STATISTICS

CLASS : F

5 Starters

Fastest Lap History

NO	NAME	LAP TIME	TIME OF DAY	LAP	VEHICLE
23	Jason RISHOVER	1:59.361	12:36:34.042	1	Radical SR3 RSX
23	Jason RISHOVER	1:54.170	12:38:28.212	2	Radical SR3 RSX
23	Jason RISHOVER	1:53.825	12:40:22.035	3	Radical SR3 RSX
23	Jason RISHOVER	1:53.727	12:44:09.675	5	Radical SR3 RSX
23	Jason RISHOVER	1:53.517	12:57:27.960	12	Radical SR3 RSX

Leader History

NO	NAME	FROM LAP	LAPS LED	DISTANCE	VEHICLE
23	Jason RISHOVER	1	14	41.56 miles	Radical SR3 RSX

Radical Challenge Championship - Challenge & Club Sprint

RACE 5 - CLASSIFICATION - AMENDED

POS	NO	CL	PIC NAME	ENTRY	LAPS	TIME	GAP	DIFF	MPH	BEST	ON
1	44		1 Matt BELL	Radical SR3	7	17:54.571			69.62	1:52.520	3
2	5		2 Jerome DE SADELEER	Radical SR3	7	17:55.090	0.519	0.519	69.59	1:53.080	2
3	23	F	1 Jason RISHOVER	Radical SR3 RSX	7	17:56.709	2.138	1.619	69.48	1:54.486	3
4	9		3 Chris PREEN	Radical SR3	7	18:03.477	8.906	6.768	69.05	1:56.649	2
5	6	S/E	1 Steven LAKE	Radical SR3	7	18:04.419	9.848	0.942	68.99	1:56.914	2
6	8		4 Spencer BOURNE	Radical SR3	7	18:04.791	10.220	0.372	68.96	1:56.350	3
7	54*		5 James SWEETNAM	Radical SR3 XX	7	18:05.539	10.968	0.748	68.92	1:57.008	3
8	25	F	2 Martin VERITY	Radical SR3	7	18:06.249	11.678	0.710	68.87	1:56.928	3
9	11		6 Chris SHORT	Radical SR3 RSX	7	18:10.512	15.941	4.263	68.60	1:55.612	3
10	24	S/F	1 Peter BROOKES	Radical SR3	7	18:14.940	20.369	4.428	68.32	1:56.922	2
11	80	F	3 Peter TYLER	Radical SR3 XX	7	18:16.081	21.510	1.141	68.25	1:56.667	3
12	52*		7 Mark RICHARDS	Radical SR3	7	18:27.909	33.338	11.828	67.52	1:55.416	7

NOT CLASSIFIED

DNF	58	S	Anthony AYRES	Radical SR3	6	16:02.643	1 Lap	1 Lap	66.61	1:55.400	3
NC	68	F	Barry LIVERSIDGE	Radical SR3	3	6:03.418	4 Laps	3 Laps	88.22	1:56.435	3
NC	14	F	John MACLEOD	Radical SR3 RSX	1	18:17.844	6 Laps	2 Laps	9.73		

FASTEST LAP

	44		Matt BELL	Radical SR3	3	1:52.520			94.98 mph	152.86 kph
	23	F	Jason RISHOVER	Radical SR3 RSX	3	1:54.486			93.35 mph	150.24 kph
	58	S	Anthony AYRES	Radical SR3	3	1:55.400			92.61 mph	149.05 kph
	6	S/E	Steven LAKE	Radical SR3	2	1:56.914			91.41 mph	147.12 kph
	24	S/F	Peter BROOKES	Radical SR3	2	1:56.922			91.41 mph	147.11 kph

Car 58 - Not classified as not running at time of red flag

Car 52 - 30 second penalty applied in lieu of stop go for failure to comply with safety car Regulations ref Reg Appendix 3 (safety Car)

Car 54 - 5 grid place penalty for next race for driving in a manner incompatible with general safety ref Reg C1.1.5

Weather / Track : Cloudy / Dry

These results are provisional until the conclusion of any judicial and technical matters.

Snetterton 300: 2.9689 miles

Race Distance: 7 Laps / 20.78 miles

Start: 14:49 Flag 15:07 End: 15:12

Clerk Of Course : Gary Tanner	Stewards :	Timekeeper : Lisa Sneader
-------------------------------	------------	---------------------------

Radical Challenge Championship - Challenge & Club Sprint

RACE 5 - LAP CHART

LAP 1 @ 14:51:05.692			LAP 2 @ 14:52:59.047			LAP 3 @ 14:54:51.567			LAP 4 @ 14:56:49.869			LAP 5 @ 15:01:15.490		
NO	BEHIND	LAP TIME	NO	BEHIND	LAP TIME	NO	BEHIND	LAP TIME	NO	BEHIND	LAP TIME	NO	BEHIND	LAP TIME
44		1:58.208	44		1:53.355	44		1:52.520	44		1:58.302	44		4:25.621
5	1.533	1:59.741	5	1.258	1:53.080	5	1.956	1:53.218	5	0.357	1:56.703	5	0.921	4:26.185
58	4.186	2:02.394	23	7.103	1:56.058	23	9.069	1:54.486	23	7.983	1:57.216	23	1.643	4:19.281
23	4.400	2:02.608	58	7.895	1:57.064	58	10.775	1:55.400	58	9.590	1:57.117	58	2.434	4:18.465
52	5.032	2:03.240	52	8.337	1:56.660	52	11.319	1:55.502	52	11.144	1:58.127	52	3.049	4:17.526
11	5.844	2:04.052	11	8.668	1:56.179	11	11.760	1:55.612	11	11.629	1:58.171	11	4.012	4:18.004
80	6.865	2:05.073	80	10.300	1:56.790	80	14.447	1:56.667	80	14.477	1:58.332	80	5.597	4:16.741
9	7.155	2:05.363	9	10.449	1:56.649	9	14.975	1:57.046	9	14.903	1:58.230	9	6.318	4:17.036
24	7.783	2:05.991	24	11.350	1:56.922	6	16.631	1:57.008	6	16.807	1:58.478	6	7.504	4:16.318
6	8.584	2:06.792	6	12.143	1:56.914	24	17.649	1:58.819	24	17.797	1:58.450	24	8.362	4:16.186
54	9.613	2:07.821	54	13.405	1:57.147	54	17.893	1:57.008	8	18.522	1:58.111	8	9.126	4:16.225
8	10.276	2:08.484	8	14.883	1:57.962	8	18.713	1:56.350	54	19.515	1:59.924	54	9.894	4:16.000
68	10.748	2:08.956	68	15.420	1:58.027	68	19.335	1:56.435	25	21.242	1:59.340	25	10.778	4:15.157
25	11.076	2:09.284	25	15.796	1:58.075	25	20.204	1:56.928						

Weather / Track : Cloudy / Dry

Results can be found at www.tsl-timing.com

Page 1 of 2

Snetterton 300
 Circuit Length = 2.9689 miles
 Start: 14:49 Flag 15:07 End: 15:12

Printed - 15:17 Saturday, 03 July 2021

Radical Challenge Championship - Challenge & Club Sprint

RACE 5 - LAP CHART

LAP 6 @ 15:05:08.148			LAP 7 @ 15:07:02.055		
NO	BEHIND	LAP TIME	NO	BEHIND	LAP TIME
44		3:52.658	44		1:53.907
5	0.292	3:52.029	5	0.519	1:54.134
23	0.725	3:51.740	23	2.138	1:55.320
52	1.829	3:51.438	52	3.338	1:55.416
58	1.979	3:52.203	9	8.906	1:59.587
11	2.210	3:50.856	6	9.848	1:59.866
80	2.950	3:50.011	8	10.220	1:59.152
9	3.226	3:49.566	54	10.968	1:59.283
6	3.889	3:49.043	25	11.678	1:59.247
24	4.466	3:48.762	11	15.941	2:07.638
8	4.975	3:48.507	24	20.369	2:09.810
54	5.592	3:48.356	80	21.510	2:12.467
25	6.338	3:48.218	14	6 Laps	18:17.844 P

Weather / Track : Cloudy / Dry

Results can be found at www.tsl-timing.com

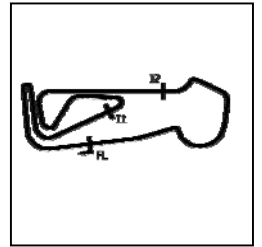
Page 2 of 2

Snetterton 300
Circuit Length = 2.9689 miles
Start: 14:49 Flag 15:07 End: 15:12

Printed - 15:17 Saturday, 03 July 2021

Radical Challenge Championship - Challenge & Club Sprint

RACE 5 - SECTOR ANALYSIS



SECTOR 1 = FL to I1, SECTOR 2 = I1 to I2, SECTOR 3 = I2 to FL, DIFF = Difference To Personal Best Lap, P = Crossed Finish Line in Pit Lane, D = Time Disallowed

P1 44		Matt BELL		Radical SR3			
IDEAL LAP TIME : 1:52.374		BEST LAP TIME : 1:52.520		DIFFERENCE : 0.146			
LAP	SECTOR 1	SECTOR 2	SECTOR 3	LAP TIME	MPH	DIFF	TIME OF DAY
1 -		40.971	37.393	1:58.208	90.41	5.688	14:51:05.692
2 -	35.457	40.585	37.313	1:53.355 (2)	94.28	0.835	14:52:59.047
3 -	35.119	40.309	37.092	1:52.520 (1)	94.98		14:54:51.567
4 -	34.973	40.381	42.948	1:58.302	90.34	5.782	14:56:49.869
5 -	1:07.656	1:47.079	1:30.886	4:25.621	40.23	2:33.101	15:01:15.490
6 -	1:32.972	1:08.926	1:10.760	3:52.658	45.93	2:00.138	15:05:08.148
7 -	35.810	40.966	37.131	1:53.907 (3)	93.83	1.387	15:07:02.055

P2 5		Jerome DE SADELEER		Radical SR3			
IDEAL LAP TIME : 1:52.103		BEST LAP TIME : 1:53.080		DIFFERENCE : 0.977			
LAP	SECTOR 1	SECTOR 2	SECTOR 3	LAP TIME	MPH	DIFF	TIME OF DAY
1 -		41.077	37.746	1:59.741	89.25	6.661	14:51:07.225
2 -	35.415	40.686	36.979	1:53.080 (1)	94.51		14:53:00.305
3 -	35.011	40.572	37.635	1:53.218 (2)	94.40	0.138	14:54:53.523
4 -	34.781	40.343	41.579	1:56.703	91.58	3.623	14:56:50.226
5 -	1:08.484	1:46.516	1:31.185	4:26.185	40.15	2:33.105	15:01:16.411
6 -	1:33.075	1:08.571	1:10.383	3:52.029	46.06	1:58.949	15:05:08.440
7 -	35.988	40.855	37.291	1:54.134 (3)	93.64	1.054	15:07:02.574

P3 23 F		Jason RISHOVER		Radical SR3 RSX			
IDEAL LAP TIME : 1:54.111		BEST LAP TIME : 1:54.486		DIFFERENCE : 0.375			
LAP	SECTOR 1	SECTOR 2	SECTOR 3	LAP TIME	MPH	DIFF	TIME OF DAY
1 -		42.274	38.224	2:02.608	87.17	8.122	14:51:10.092
2 -	36.339	41.286	38.433	1:56.058 (3)	92.09	1.572	14:53:06.150
3 -	35.668	40.804	38.014	1:54.486 (1)	93.35		14:55:00.636
4 -	35.600	40.707	40.909	1:57.216	91.18	2.730	14:56:57.852
5 -	1:02.042	1:45.929	1:31.310	4:19.281	41.22	2:24.795	15:01:17.133
6 -	1:32.741	1:08.567	1:10.432	3:51.740	46.12	1:57.254	15:05:08.873
7 -	36.279	41.237	37.804	1:55.320 (2)	92.68	0.834	15:07:04.193

P4 52		Mark RICHARDS		Radical SR3			
IDEAL LAP TIME : 1:54.708		BEST LAP TIME : 1:55.416		DIFFERENCE : 0.708			
LAP	SECTOR 1	SECTOR 2	SECTOR 3	LAP TIME	MPH	DIFF	TIME OF DAY
1 -		42.746	38.241	2:03.240	86.72	7.824	14:51:10.724
2 -	36.895	41.719	38.046	1:56.660 (3)	91.61	1.244	14:53:07.384
3 -	36.210	41.361	37.931	1:55.502 (2)	92.53	0.086	14:55:02.886
4 -	35.926	41.100	41.101	1:58.127	90.47	2.711	14:57:01.013
5 -	1:01.863	1:44.860	1:30.803	4:17.526	41.50	2:22.110	15:01:18.539
6 -	1:33.151	1:10.263	1:08.024	3:51.438	46.18	1:56.022	15:05:09.977
7 -	36.315	41.419	37.682	1:55.416 (1)	92.60		15:07:05.393

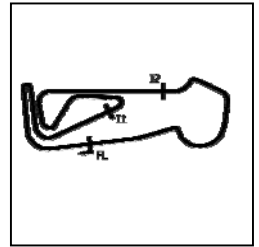
P5 9		Chris PREEN		Radical SR3			
IDEAL LAP TIME : 1:55.475		BEST LAP TIME : 1:56.649		DIFFERENCE : 1.174			
LAP	SECTOR 1	SECTOR 2	SECTOR 3	LAP TIME	MPH	DIFF	TIME OF DAY
1 -		43.170	38.613	2:05.363	85.25	8.714	14:51:12.847
2 -	36.660	41.816	38.173	1:56.649 (1)	91.62		14:53:09.496
3 -	36.878	41.553	38.615	1:57.046 (2)	91.31	0.397	14:55:06.542
4 -	35.951	41.351	40.928	1:58.230 (3)	90.40	1.581	14:57:04.772
5 -	1:02.722	1:43.233	1:31.081	4:17.036	41.58	2:20.387	15:01:21.808
6 -	1:33.217	1:10.157	1:06.192	3:49.566	46.55	1:52.917	15:05:11.374
7 -	39.215	42.148	38.224	1:59.587	89.37	2.938	15:07:10.961

Weather / Track : Cloudy / Dry

Snetterton 300
Circuit Length = 2.9689 miles
Start: 14:49 Flag 15:07 End: 15:12

Radical Challenge Championship - Challenge & Club Sprint

RACE 5 - SECTOR ANALYSIS



SECTOR 1 = FL to I1, SECTOR 2 = I1 to I2, SECTOR 3 = I2 to FL, DIFF = Difference To Personal Best Lap, P = Crossed Finish Line in Pit Lane, D = Time Disallowed

P6		6 S/E		Steven LAKE		Radical SR3	
IDEAL LAP TIME : 1:55.694		BEST LAP TIME : 1:56.914		DIFFERENCE : 1.220			
LAP	SECTOR 1	SECTOR 2	SECTOR 3	LAP TIME	MPH	DIFF	TIME OF DAY
1 -		43.598	38.620	2:06.792	84.29	9.878	14:51:14.276
2 -	36.380	41.771	38.763	1:56.914 (1)	91.41		14:53:11.190
3 -	36.288	41.337	39.383	1:57.008 (2)	91.34	0.094	14:55:08.198
4 -	35.841	41.233	41.404	1:58.478 (3)	90.21	1.564	14:57:06.676
5 -	1:03.140	1:42.355	1:30.823	4:16.318	41.69	2:19.404	15:01:22.994
6 -	1:34.067	1:10.541	1:04.435	3:49.043	46.66	1:52.129	15:05:12.037
7 -	38.577	42.668	38.621	1:59.866	89.16	2.952	15:07:11.903

P7		8		Spencer BOURNE		Radical SR3	
IDEAL LAP TIME : 1:55.613		BEST LAP TIME : 1:56.350		DIFFERENCE : 0.737			
LAP	SECTOR 1	SECTOR 2	SECTOR 3	LAP TIME	MPH	DIFF	TIME OF DAY
1 -		44.916	39.174	2:08.484	83.18	12.134	14:51:15.968
2 -	36.773	42.163	39.026	1:57.962 (2)	90.60	1.612	14:53:13.930
3 -	36.100	41.925	38.325	1:56.350 (1)	91.86		14:55:10.280
4 -	36.847	41.420	39.844	1:58.111 (3)	90.49	1.761	14:57:08.391
5 -	1:03.627	1:42.137	1:30.461	4:16.225	41.71	2:19.875	15:01:24.616
6 -	1:34.118	1:10.538	1:03.851	3:48.507	46.77	1:52.157	15:05:13.123
7 -	37.927	43.132	38.093	1:59.152	89.70	2.802	15:07:12.275

P8		54		James SWEETNAM		Radical SR3 XX	
IDEAL LAP TIME : 1:56.021		BEST LAP TIME : 1:57.008		DIFFERENCE : 0.987			
LAP	SECTOR 1	SECTOR 2	SECTOR 3	LAP TIME	MPH	DIFF	TIME OF DAY
1 -		44.146	39.210	2:07.821	83.61	10.813	14:51:15.305
2 -	36.512	41.691	38.944	1:57.147 (2)	91.23	0.139	14:53:12.452
3 -	36.088	41.322	39.598	1:57.008 (1)	91.34		14:55:09.460
4 -	38.580	41.893	39.451	1:59.924	89.12	2.916	14:57:09.384
5 -	1:03.450	1:42.093	1:30.457	4:16.000	41.75	2:18.992	15:01:25.384
6 -	1:34.016	1:10.988	1:03.352	3:48.356	46.80	1:51.348	15:05:13.740
7 -	37.658	43.014	38.611	1:59.283 (3)	89.60	2.275	15:07:13.023

P9		25 F		Martin VERITY		Radical SR3	
IDEAL LAP TIME : 1:56.729		BEST LAP TIME : 1:56.928		DIFFERENCE : 0.199			
LAP	SECTOR 1	SECTOR 2	SECTOR 3	LAP TIME	MPH	DIFF	TIME OF DAY
1 -		44.202	39.558	2:09.284	82.67	12.356	14:51:16.768
2 -	36.860	42.197	39.018	1:58.075 (2)	90.51	1.147	14:53:14.843
3 -	36.334	41.932	38.662	1:56.928 (1)	91.40		14:55:11.771
4 -	36.824	42.045	40.471	1:59.340	89.55	2.412	14:57:11.111
5 -	1:03.922	1:41.130	1:30.105	4:15.157	41.88	2:18.229	15:01:26.268
6 -	1:34.907	1:10.009	1:03.302	3:48.218	46.83	1:51.290	15:05:14.486
7 -	38.110	42.674	38.463	1:59.247 (3)	89.62	2.319	15:07:13.733

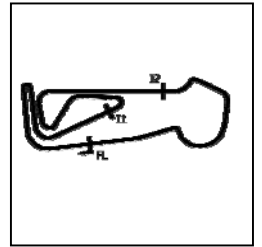
P10		11		Chris SHORT		Radical SR3 RSX	
IDEAL LAP TIME : 1:54.827		BEST LAP TIME : 1:55.612		DIFFERENCE : 0.785			
LAP	SECTOR 1	SECTOR 2	SECTOR 3	LAP TIME	MPH	DIFF	TIME OF DAY
1 -		42.041	38.794	2:04.052	86.15	8.440	14:51:11.536
2 -	36.489	41.497	38.193	1:56.179 (2)	91.99	0.567	14:53:07.715
3 -	36.330	41.382	37.900	1:55.612 (1)	92.44		14:55:03.327
4 -	35.937	41.282	40.952	1:58.171 (3)	90.44	2.559	14:57:01.498
5 -	1:03.183	1:44.188	1:30.633	4:18.004	41.42	2:22.392	15:01:19.502
6 -	1:33.059	1:10.288	1:07.509	3:50.856	46.29	1:55.244	15:05:10.358
7 -	48.641	41.389	37.608	2:07.638	83.73	12.026	15:07:17.996

Weather / Track : Cloudy / Dry

Snetterton 300
Circuit Length = 2.9689 miles
Start: 14:49 Flag 15:07 End: 15:12

Radical Challenge Championship - Challenge & Club Sprint

RACE 5 - SECTOR ANALYSIS



SECTOR 1 = FL to I1, SECTOR 2 = I1 to I2, SECTOR 3 = I2 to FL, DIFF = Difference To Personal Best Lap, P = Crossed Finish Line in Pit Lane, D = Time Disallowed

P11 24 S/F		Peter BROOKES		Radical SR3			
IDEAL LAP TIME : 1:55.829		BEST LAP TIME : 1:56.922		DIFFERENCE : 1.093			
LAP	SECTOR 1	SECTOR 2	SECTOR 3	LAP TIME	MPH	DIFF	TIME OF DAY
1 -		43.255	38.701	2:05.991	84.83	9.069	14:51:13.475
2 -	36.642	41.784	38.496	1:56.922 (1)	91.41		14:53:10.397
3 -	36.611	42.030	40.178	1:58.819 (3)	89.95	1.897	14:55:09.216
4 -	36.067	41.266	41.117	1:58.450 (2)	90.23	1.528	14:57:07.666
5 -	1:03.111	1:42.372	1:30.703	4:16.186	41.72	2:19.264	15:01:23.852
6 -	1:33.941	1:10.868	1:03.953	3:48.762	46.72	1:51.840	15:05:12.614
7 -	47.584	43.315	38.911	2:09.810	82.33	12.888	15:07:22.424

P12 80 F		Peter TYLER		Radical SR3 XX			
IDEAL LAP TIME : 1:55.755		BEST LAP TIME : 1:56.667		DIFFERENCE : 0.912			
LAP	SECTOR 1	SECTOR 2	SECTOR 3	LAP TIME	MPH	DIFF	TIME OF DAY
1 -		43.187	38.863	2:05.073	85.45	8.406	14:51:12.557
2 -	36.723	41.641	38.426	1:56.790 (2)	91.51	0.123	14:53:09.347
3 -	36.879	41.363	38.425	1:56.667 (1)	91.61		14:55:06.014
4 -	35.970	41.360	41.002	1:58.332 (3)	90.32	1.665	14:57:04.346
5 -	1:02.242	1:43.350	1:31.149	4:16.741	41.62	2:20.074	15:01:21.087
6 -	1:32.692	1:10.273	1:07.046	3:50.011	46.46	1:53.344	15:05:11.098
7 -	51.172	42.704	38.591	2:12.467	80.68	15.800	15:07:23.565

P13 58 S		Anthony AYRES		Radical SR3			
IDEAL LAP TIME : 1:54.926		BEST LAP TIME : 1:55.400		DIFFERENCE : 0.474			
LAP	SECTOR 1	SECTOR 2	SECTOR 3	LAP TIME	MPH	DIFF	TIME OF DAY
1 -		42.213	38.496	2:02.394	87.32	6.994	14:51:09.878
2 -	37.348	41.553	38.163	1:57.064 (2)	91.30	1.664	14:53:06.942
3 -	36.180	41.232	37.988	1:55.400 (1)	92.61		14:55:02.342
4 -	35.929	41.009	40.179	1:57.117 (3)	91.25	1.717	14:56:59.459
5 -	1:02.014	1:45.210	1:31.241	4:18.465	41.35	2:23.065	15:01:17.924
6 -	1:32.713	1:08.691	1:10.799	3:52.203	46.02	1:56.803	15:05:10.127

P14 68 F		Barry LIVERSIDGE		Radical SR3			
IDEAL LAP TIME : 1:56.435		BEST LAP TIME : 1:56.435		DIFFERENCE : 0.000			
LAP	SECTOR 1	SECTOR 2	SECTOR 3	LAP TIME	MPH	DIFF	TIME OF DAY
1 -		44.244	39.448	2:08.956 (3)	82.88	12.521	14:51:16.440
2 -	36.706	42.152	39.169	1:58.027 (2)	90.55	1.592	14:53:14.467
3 -	36.146	41.911	38.378	1:56.435 (1)	91.79		14:55:10.902

P15 14 F		John MACLEOD		Radical SR3 RSX			
IDEAL LAP TIME :		BEST LAP TIME :		DIFFERENCE :			
LAP	SECTOR 1	SECTOR 2	SECTOR 3	LAP TIME	MPH	DIFF	TIME OF DAY
1 -	OUTLAP	45.693	IN PIT	18:17.844 P	9.73		15:07:25.328

Radical Challenge Championship - Challenge & Club Sprint

RACE 5 - STATISTICS

Competitors Started 15
Planned Start 2021-07-03 @ 14:45:00.000
Actual Start 2021-07-03 @ 14:49:07.483
Finish Time 2021-07-03 @ 15:07:02.054
Track Length 2.9689mi.
Total Laps 94
Total Distance Covered 279.0776mi.

Session Fastest Lap History

NO	CL	NAME	LAP TIME	TIME OF DAY	LAP	VEHICLE
44		Matt BELL	1:58.208	14:51:05.709	1	Radical SR3
44		Matt BELL	1:53.355	14:52:59.064	2	Radical SR3
5		Jerome DE SADELEER	1:53.080	14:53:00.322	2	Radical SR3
44		Matt BELL	1:52.520	14:54:51.584	3	Radical SR3

Session Leader History

NO	CL	NAME	FROM LAP	LAPS LED	DISTANCE	VEHICLE
44		Matt BELL	1	7	20.78 miles	Radical SR3

Flag History

TYPE	TIME OF DAY
GREEN	14:49:07.483
SAFETY	14:56:20.958
GREEN	15:05:04.626
SAFETY	15:06:59.666
FINISH	15:07:02.054

Flag Statistics

TYPE	COUNT	TOTAL LAPS	TOTAL TIME
Green	2	4	9:08.515
Red	0	0	0.000
Safety Car	2	2	8:46.054
FCY	0	0	0.000

Radical Challenge Championship - Challenge & Club Sprint

RACE 5 - STATISTICS

CLASS :

7 Starters

Fastest Lap History

NO	NAME	LAP TIME	TIME OF DAY	LAP	VEHICLE
44	Matt BELL	1:58.208	14:51:05.709	1	Radical SR3
44	Matt BELL	1:53.355	14:52:59.064	2	Radical SR3
5	Jerome DE SADELEER	1:53.080	14:53:00.322	2	Radical SR3
44	Matt BELL	1:52.520	14:54:51.584	3	Radical SR3

Leader History

NO	NAME	FROM LAP	LAPS LED	DISTANCE	VEHICLE
44	Matt BELL	1	7	20.78 miles	Radical SR3

Radical Challenge Championship - Challenge & Club Sprint

RACE 5 - STATISTICS

CLASS : S/F

1 Starters

Fastest Lap History

NO	NAME	LAP TIME	TIME OF DAY	LAP	VEHICLE
24	Peter BROOKES	2:05.991	14:51:13.492	1	Radical SR3
24	Peter BROOKES	1:56.922	14:53:10.414	2	Radical SR3

Leader History

NO	NAME	FROM LAP	LAPS LED	DISTANCE	VEHICLE
24	Peter BROOKES	1	7	20.78 miles	Radical SR3

Radical Challenge Championship - Challenge & Club Sprint

RACE 5 - STATISTICS

CLASS : S

1 Starters

Fastest Lap History

NO	NAME	LAP TIME	TIME OF DAY	LAP	VEHICLE
58	Anthony AYRES	2:02.394	14:51:09.885	1	Radical SR3
58	Anthony AYRES	1:57.064	14:53:06.950	2	Radical SR3
58	Anthony AYRES	1:55.400	14:55:02.350	3	Radical SR3

Leader History

NO	NAME	FROM LAP	LAPS LED	DISTANCE	VEHICLE
58	Anthony AYRES	1	6	17.81 miles	Radical SR3

Radical Challenge Championship - Challenge & Club Sprint

RACE 5 - STATISTICS

CLASS : S/E

1 Starters

Fastest Lap History

NO	NAME	LAP TIME	TIME OF DAY	LAP	VEHICLE
6	Steven LAKE	2:06.792	14:51:14.294	1	Radical SR3
6	Steven LAKE	1:56.914	14:53:11.209	2	Radical SR3

Leader History

NO	NAME	FROM LAP	LAPS LED	DISTANCE	VEHICLE
6	Steven LAKE	1	7	20.78 miles	Radical SR3

Radical Challenge Championship - Challenge & Club Sprint

RACE 5 - STATISTICS

CLASS : F

5 Starters

Fastest Lap History

NO	NAME	LAP TIME	TIME OF DAY	LAP	VEHICLE
23	Jason RISHOVER	2:02.608	14:51:10.099	1	Radical SR3 RSX
23	Jason RISHOVER	1:56.058	14:53:06.156	2	Radical SR3 RSX
23	Jason RISHOVER	1:54.486	14:55:00.643	3	Radical SR3 RSX

Leader History

NO	NAME	FROM LAP	LAPS LED	DISTANCE	VEHICLE
23	Jason RISHOVER	1	7	20.78 miles	Radical SR3 RSX

Radical Challenge Championship - Challenge & Club Enduro

QUALIFYING - RACE 10 - CLASSIFICATION

POS	NO	CL	PIC NAME	ENTRY	TIME	ON	LAPS	GAP	DIFF	MPH
1	44		1 Matt BELL	Radical SR3	1:50.353	8	8			96.85
2	5*		2 Jerome DE SADELEER	Radical SR3	1:50.899	7	8	0.546	0.546	96.37
3	9		3 Chris PREEN	Radical SR3	1:52.480	6	7	2.127	1.581	95.02
4	11*		4 Chris SHORT	Radical SR3 RSX	1:52.698	8	8	2.345	0.218	94.83
5	23	F	1 Jason RISHOVER	Radical SR3 RSX	1:52.734	6	7	2.381	0.036	94.80
6	14	F	2 John MACLEOD	Radical SR3 RSX	1:52.867	7	7	2.514	0.133	94.69
7	54		5 James SWEETNAM	Radical SR3 XX	1:53.197	8	8	2.844	0.330	94.42
8	52*		6 Mark RICHARDS	Radical SR3	1:53.345	5	8	2.992	0.148	94.29
9	80	F	3 Peter TYLER	Radical SR3 XX	1:53.393	8	8	3.040	0.048	94.25
10	6	S/E	1 Steven LAKE	Radical SR3	1:53.647	8	8	3.294	0.254	94.04
11	25*	F	4 Martin VERITY	Radical SR3	1:53.726	8	8	3.373	0.079	93.98
12	8		7 Spencer BOURNE	Radical SR3	1:53.920	8	8	3.567	0.194	93.82

No. 11, 25 - 1 Lap time disallowed; exceeding track limits.

No. 5, 52 - 2 Lap times disallowed; exceeding track limits.

Snetterton 300

Circuit Length = 2.9689 miles

Start: 09:25 Flag 09:40 End: 09:42

Weather / Track : Cloudy / Dry

These results are provisional until the conclusion of any judicial and technical matters.

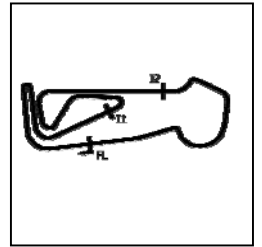
Clerk Of Course : Gary Tanner

Stewards :

Timekeeper : Lisa Sneader

Radical Challenge Championship - Challenge & Club Enduro

QUALIFYING - RACE 10 - SECTOR ANALYSIS



SECTOR 1 = FL to I1, SECTOR 2 = I1 to I2, SECTOR 3 = I2 to FL, DIFF = Difference To Personal Best Lap, P = Crossed Finish Line in Pit Lane, D = Time Disallowed

P1 44		Matt BELL		Radical SR3			
IDEAL LAP TIME : 1:50.278		BEST LAP TIME : 1:50.353		DIFFERENCE : 0.075			
LAP	SECTOR 1	SECTOR 2	SECTOR 3	LAP TIME	MPH	DIFF	TIME OF DAY
1 -	OUTLAP	47.092	42.624	2:20.528	76.05	30.175	09:28:19.732
2 -	36.182	41.024	37.356	1:54.562	93.29	4.209	09:30:14.294
3 -	35.034	40.238	36.943	1:52.215	95.24	1.862	09:32:06.509
4 -	34.713	39.802	36.475	1:50.990 (3)	96.29	0.637	09:33:57.499
5 -	40.642	41.955	37.890	2:00.487	88.70	10.134	09:35:57.986
6 -	34.439	39.629	36.492	1:50.560 (2)	96.67	0.207	09:37:48.546
7 -	34.369	40.902	39.058	1:54.329	93.48	3.976	09:39:42.875
8 -	34.272	39.531	36.550	1:50.353 (1)	96.85		09:41:33.228

P2 5		Jerome DE SADELEER		Radical SR3			
IDEAL LAP TIME : 1:50.676		BEST LAP TIME : 1:50.899		DIFFERENCE : 0.223			
LAP	SECTOR 1	SECTOR 2	SECTOR 3	LAP TIME	MPH	DIFF	TIME OF DAY
1 -	OUTLAP	44.088	39.900	2:10.413	81.95	19.514	09:27:51.711
2 -	36.296	41.432	37.444	1:55.172	92.80	4.273	09:29:46.883
3 -	42.259	41.132	37.001	2:00.392	88.77	9.493	09:31:47.275
4 -	34.693	40.216	36.876	1:54.785 D	95.61	0.886	09:33:39.060
5 -	34.323	40.059	36.680	1:51.062 (2)	96.23	0.163	09:35:30.122
6 -	34.531	40.156	36.667	1:51.354 (3)	95.98	0.455	09:37:21.476
7 -	34.351	39.907	36.641	1:50.899 (1)	96.37		09:39:12.375
8 -	34.264	40.129	36.505	1:50.898 D	96.37		09:41:03.273

P3 9		Chris PREEN		Radical SR3			
IDEAL LAP TIME : 1:52.480		BEST LAP TIME : 1:52.480		DIFFERENCE : 0.000			
LAP	SECTOR 1	SECTOR 2	SECTOR 3	LAP TIME	MPH	DIFF	TIME OF DAY
1 -	OUTLAP	46.415	42.057	2:15.484	78.88	23.004	09:28:20.611
2 -	36.996	42.235	38.027	1:57.258	91.15	4.778	09:30:17.869
3 -	35.882	40.959	37.626	1:54.467	93.37	1.987	09:32:12.336
4 -	35.298	40.801	37.738	1:53.837 (3)	93.88	1.357	09:34:06.173
5 -	35.388	40.889	37.024	1:53.301 (2)	94.33	0.821	09:35:59.474
6 -	35.112	40.366	37.002	1:52.480 (1)	95.02		09:37:51.954
7 -	35.269	51.330	41.276	2:07.875	83.58	15.395	09:39:59.829

P4 11		Chris SHORT		Radical SR3 RSX			
IDEAL LAP TIME : 1:52.641		BEST LAP TIME : 1:52.698		DIFFERENCE : 0.057			
LAP	SECTOR 1	SECTOR 2	SECTOR 3	LAP TIME	MPH	DIFF	TIME OF DAY
1 -	OUTLAP	48.636	41.664	2:20.433	76.10	27.735	09:28:22.501
2 -	37.598	42.822	38.438	1:58.858	89.92	6.160	09:30:21.359
3 -	35.951	41.490	38.718	1:56.159	92.01	3.461	09:32:17.518
4 -	35.483	40.688	37.746	1:53.917 (3)	93.82	1.219	09:34:11.435
5 -	35.427	40.833	37.609	1:53.869 D	93.86	1.171	09:36:05.304
6 -	35.079	40.359	37.531	1:52.969 (2)	94.61	0.271	09:37:58.273
7 -	35.113	42.486	38.246	1:55.845	92.26	3.147	09:39:54.118
8 -	35.136	40.302	37.260	1:52.698 (1)	94.83		09:41:46.816

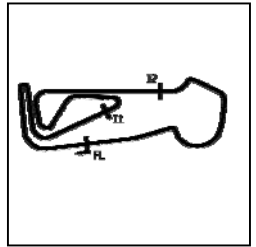
P5 23 F		Jason RISHOVER		Radical SR3 RSX			
IDEAL LAP TIME : 1:52.734		BEST LAP TIME : 1:52.734		DIFFERENCE : 0.000			
LAP	SECTOR 1	SECTOR 2	SECTOR 3	LAP TIME	MPH	DIFF	TIME OF DAY
1 -	OUTLAP	53.423	IN PIT	4:31.454 P	39.37	2:38.720	09:30:14.591
2 -	OUTLAP	42.886	40.745	2:04.833	85.61	12.099	09:32:19.424
3 -	36.056	40.841	38.157	1:55.054	92.89	2.320	09:34:14.478
4 -	35.570	40.358	38.039	1:53.967	93.78	1.233	09:36:08.445
5 -	35.488	40.330	37.551	1:53.369 (3)	94.27	0.635	09:38:01.814
6 -	35.044	40.303	37.387	1:52.734 (1)	94.80		09:39:54.548
7 -	35.178	40.667	37.452	1:53.297 (2)	94.33	0.563	09:41:47.845

Weather / Track : Cloudy / Dry

Snetterton 300
Circuit Length = 2.9689 miles
Start: 09:25 Flag 09:40 End: 09:42

Radical Challenge Championship - Challenge & Club Enduro

QUALIFYING - RACE 10 - SECTOR ANALYSIS



SECTOR 1 = FL to I1, SECTOR 2 = I1 to I2, SECTOR 3 = I2 to FL, DIFF = Difference To Personal Best Lap, P = Crossed Finish Line in Pit Lane, D = Time Disallowed

P6		14 F		John MACLEOD		Radical SR3 RSX		
IDEAL LAP TIME : 1:52.867		BEST LAP TIME : 1:52.867		DIFFERENCE : 0.000				
LAP	SECTOR 1	SECTOR 2	SECTOR 3	LAP TIME	MPH	DIFF	TIME OF DAY	
1 -	OUTLAP	44.320	IN PIT	2:47.826 P	63.68	54.959	09:28:31.974	
2 -	OUTLAP	44.091	IN PIT	3:15.781 P	54.59	1:22.914	09:31:47.755	
3 -	OUTLAP	42.409	40.096	2:05.455	85.19	12.588	09:33:53.210	
4 -	35.988	41.290	39.641	1:56.919	91.41	4.052	09:35:50.129	
5 -	35.386	40.773	37.665	1:53.824 (2)	93.90	0.957	09:37:43.953	
6 -	36.063	40.738	37.476	1:54.277 (3)	93.52	1.410	09:39:38.230	
7 -	35.238	40.407	37.222	1:52.867 (1)	94.69		09:41:31.097	

P7		54		James SWEETNAM		Radical SR3 XX		
IDEAL LAP TIME : 1:53.133		BEST LAP TIME : 1:53.197		DIFFERENCE : 0.064				
LAP	SECTOR 1	SECTOR 2	SECTOR 3	LAP TIME	MPH	DIFF	TIME OF DAY	
1 -	OUTLAP	50.966	42.592	2:23.238	74.61	30.041	09:28:27.152	
2 -	36.802	42.194	38.372	1:57.368	91.06	4.171	09:30:24.520	
3 -	35.928	41.130	38.257	1:55.315	92.68	2.118	09:32:19.835	
4 -	36.973	41.786	39.704	1:58.463	90.22	5.266	09:34:18.298	
5 -	35.258	41.636	37.581	1:54.475	93.36	1.278	09:36:12.773	
6 -	35.263	41.070	37.655	1:53.988 (3)	93.76	0.791	09:38:06.761	
7 -	35.277	40.728	37.651	1:53.656 (2)	94.03	0.459	09:40:00.417	
8 -	35.313	40.737	37.147	1:53.197 (1)	94.42		09:41:53.614	

P8		52		Mark RICHARDS		Radical SR3		
IDEAL LAP TIME : 1:52.547		BEST LAP TIME : 1:53.345		DIFFERENCE : 0.798				
LAP	SECTOR 1	SECTOR 2	SECTOR 3	LAP TIME	MPH	DIFF	TIME OF DAY	
1 -	OUTLAP	47.116	39.361	2:11.780	81.10	18.435	09:28:02.100	
2 -	36.895	41.789	38.622	1:57.306	91.11	3.961	09:29:59.406	
3 -	35.756	41.491	37.563	1:54.810 (3)	93.09	1.465	09:31:54.216	
4 -	36.190	40.753	37.453	1:54.396 (2)	93.43	1.051	09:33:48.612	
5 -	35.384	40.648	37.313	1:53.345 (1)	94.29		09:35:41.957	
6 -	35.329	40.340	37.311	1:52.980 D	94.60		09:37:34.937	
7 -	35.061	40.841	40.552	1:56.454	91.77	3.109	09:39:31.391	
8 -	34.954	40.418	37.253	1:52.625 D	94.89		09:41:24.016	

P9		80 F		Peter TYLER		Radical SR3 XX		
IDEAL LAP TIME : 1:53.393		BEST LAP TIME : 1:53.393		DIFFERENCE : 0.000				
LAP	SECTOR 1	SECTOR 2	SECTOR 3	LAP TIME	MPH	DIFF	TIME OF DAY	
1 -	OUTLAP	47.674	41.933	2:17.515	77.72	24.122	09:28:05.351	
2 -	37.797	42.307	39.189	1:59.293	89.59	5.900	09:30:04.644	
3 -	36.424	41.537	38.292	1:56.253	91.93	2.860	09:32:00.897	
4 -	36.166	41.123	37.967	1:55.256 (3)	92.73	1.863	09:33:56.153	
5 -	35.681	40.834	37.945	1:54.460 (2)	93.37	1.067	09:35:50.613	
6 -	37.683	42.420	40.211	2:00.314	88.83	6.921	09:37:50.927	
7 -	36.098	40.824	38.428	1:55.350	92.65	1.957	09:39:46.277	
8 -	35.285	40.251	37.857	1:53.393 (1)	94.25		09:41:39.670	

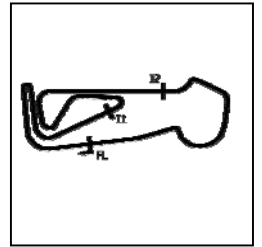
P10		6 S/E		Steven LAKE		Radical SR3		
IDEAL LAP TIME : 1:53.646		BEST LAP TIME : 1:53.647		DIFFERENCE : 0.001				
LAP	SECTOR 1	SECTOR 2	SECTOR 3	LAP TIME	MPH	DIFF	TIME OF DAY	
1 -	OUTLAP	45.594	41.822	2:12.619	80.59	18.972	09:28:01.943	
2 -	36.608	41.940	39.152	1:57.700	90.80	4.053	09:29:59.643	
3 -	36.462	41.487	38.257	1:56.206	91.97	2.559	09:31:55.849	
4 -	35.964	41.481	38.020	1:55.465 (3)	92.56	1.818	09:33:51.314	
5 -	35.497	40.953	37.516	1:53.966 (2)	93.78	0.319	09:35:45.280	
6 -	35.619	40.867	41.407	1:57.893	90.65	4.246	09:37:43.173	
7 -	37.667	44.761	38.760	2:01.188	88.19	7.541	09:39:44.361	
8 -	35.355	40.775	37.517	1:53.647 (1)	94.04		09:41:38.008	

Weather / Track : Cloudy / Dry

Snetterton 300
Circuit Length = 2.9689 miles
Start: 09:25 Flag 09:40 End: 09:42

Radical Challenge Championship - Challenge & Club Enduro

QUALIFYING - RACE 10 - SECTOR ANALYSIS



SECTOR 1 = FL to I1, SECTOR 2 = I1 to I2, SECTOR 3 = I2 to FL, DIFF = Difference To Personal Best Lap, P = Crossed Finish Line in Pit Lane, D = Time Disallowed

P11 25 F		Martin VERITY		Radical SR3			
IDEAL LAP TIME : 1:53.721		BEST LAP TIME : 1:53.726		DIFFERENCE : 0.005			
LAP	SECTOR 1	SECTOR 2	SECTOR 3	LAP TIME	MPH	DIFF	TIME OF DAY
1 -	OUTLAP	51.169	44.808	2:26.808	72.80	33.082	09:28:37.492
2 -	39.380	43.822	41.545	2:04.747	85.67	11.021	09:30:42.239
3 -	36.338	41.810	38.123	1:56.271	91.92	2.545	09:32:38.510
4 -	36.034	41.398	38.093	1:55.525	92.51	1.799	09:34:34.035
5 -	35.849	41.257	38.159	1:55.265 (3)	92.72	1.539	09:36:29.300
6 -	35.926	41.157	37.932	1:55.015 (2)	92.92	1.289	09:38:24.315
7 -	35.571	40.866	37.681	1:54.118 D	93.65	0.392	09:40:18.433
8 -	35.246	40.871	37.609	1:53.726 (1)	93.98		09:42:12.159

P12 8		Spencer BOURNE		Radical SR3			
IDEAL LAP TIME : 1:53.790		BEST LAP TIME : 1:53.920		DIFFERENCE : 0.130			
LAP	SECTOR 1	SECTOR 2	SECTOR 3	LAP TIME	MPH	DIFF	TIME OF DAY
1 -	OUTLAP	45.447	40.587	2:12.067	80.92	18.147	09:27:57.220
2 -	36.999	42.432	38.781	1:58.212	90.41	4.292	09:29:55.432
3 -	36.142	41.186	37.987	1:55.315	92.68	1.395	09:31:50.747
4 -	35.655	41.156	37.862	1:54.673	93.20	0.753	09:33:45.420
5 -	35.246	41.056	38.053	1:54.355	93.46	0.435	09:35:39.775
6 -	35.303	41.042	37.896	1:54.241 (3)	93.55	0.321	09:37:34.016
7 -	35.431	41.038	37.549	1:54.018 (2)	93.74	0.098	09:39:28.034
8 -	35.295	40.995	37.630	1:53.920 (1)	93.82		09:41:21.954

Weather / Track : Cloudy / Dry

Snetterton 300
 Circuit Length = 2.9689 miles
 Start: 09:25 Flag 09:40 End: 09:42

Radical Challenge Championship - Challenge & Club Enduro

QUALIFYING - RACE 10 - STATISTICS

Competitors Started 12
Planned Start 2021-07-04 @ 09:30:00.000
Actual Start 2021-07-04 @ 09:25:36.623
Finish Time 2021-07-04 @ 09:40:36.909
Track Length 2.9689mi.
Total Laps 93
Total Distance Covered 276.1087mi.

Session Fastest Lap History

NO	CL	NAME	LAP TIME	TIME OF DAY	LAP	VEHICLE
5		Jerome DE SADELEER	1:55.172	09:29:46.899	2	Radical SR3
44		Matt BELL	1:54.562	09:30:14.310	2	Radical SR3
44		Matt BELL	1:52.215	09:32:06.526	3	Radical SR3
44		Matt BELL	1:50.990	09:33:57.516	4	Radical SR3
44		Matt BELL	1:50.560	09:37:48.563	6	Radical SR3
44		Matt BELL	1:50.353	09:41:33.245	8	Radical SR3

Flag History

TYPE	TIME OF DAY
GREEN	09:25:36.623
FINISH	09:40:36.909

Flag Statistics

TYPE	COUNT	TOTAL LAPS	TOTAL TIME
Green	1	8	16:42.773
Red	0	0	0.000
Safety Car	0	0	0.000
FCY	0	0	0.000

Radical Challenge Championship - Challenge & Club Enduro

QUALIFYING - RACE 10 - STATISTICS

CLASS :

7 Starters

Fastest Lap History

NO	NAME	LAP TIME	TIME OF DAY	LAP	VEHICLE
5	Jerome DE SADELEER	1:55.172	09:29:46.899	2	Radical SR3
44	Matt BELL	1:54.562	09:30:14.310	2	Radical SR3
44	Matt BELL	1:52.215	09:32:06.526	3	Radical SR3
44	Matt BELL	1:50.990	09:33:57.516	4	Radical SR3
44	Matt BELL	1:50.560	09:37:48.563	6	Radical SR3
44	Matt BELL	1:50.353	09:41:33.245	8	Radical SR3

Weather / Track : Cloudy / Dry

Results can be found at www.tsl-timing.com

Page 2 of 4

Snetterton 300
Circuit Length = 2.9689 miles
Start: 09:25 Flag 09:40 End: 09:42

Printed - 09:47 Sunday, 04 July 2021

Radical Challenge Championship - Challenge & Club Enduro

QUALIFYING - RACE 10 - STATISTICS

CLASS : S/E

1 Starters

Fastest Lap History

NO	NAME	LAP TIME	TIME OF DAY	LAP	VEHICLE
6	Steven LAKE	1:57.700	09:29:59.662	2	Radical SR3
6	Steven LAKE	1:56.206	09:31:55.868	3	Radical SR3
6	Steven LAKE	1:55.465	09:33:51.332	4	Radical SR3
6	Steven LAKE	1:53.966	09:35:45.299	5	Radical SR3
6	Steven LAKE	1:53.647	09:41:38.026	8	Radical SR3

Weather / Track : Cloudy / Dry

Results can be found at www.tsl-timing.com

Page 3 of 4

Snetterton 300
Circuit Length = 2.9689 miles
Start: 09:25 Flag 09:40 End: 09:42

Printed - 09:47 Sunday, 04 July 2021

Radical Challenge Championship - Challenge & Club Enduro

QUALIFYING - RACE 10 - STATISTICS

CLASS : F

4 Starters

Fastest Lap History

NO	NAME	LAP TIME	TIME OF DAY	LAP	VEHICLE
80	Peter TYLER	1:59.293	09:30:04.662	2	Radical SR3 XX
80	Peter TYLER	1:56.253	09:32:00.915	3	Radical SR3 XX
80	Peter TYLER	1:55.256	09:33:56.170	4	Radical SR3 XX
23	Jason RISHOVER	1:55.054	09:34:14.485	3	Radical SR3 RSX
80	Peter TYLER	1:54.460	09:35:50.630	5	Radical SR3 XX
23	Jason RISHOVER	1:53.967	09:36:08.452	4	Radical SR3 RSX
14	John MACLEOD	1:53.824	09:37:43.972	5	Radical SR3 RSX
23	Jason RISHOVER	1:53.369	09:38:01.821	5	Radical SR3 RSX
23	Jason RISHOVER	1:52.734	09:39:54.554	6	Radical SR3 RSX

Weather / Track : Cloudy / Dry

Results can be found at www.tsl-timing.com


Page 4 of 4

Snetterton 300
Circuit Length = 2.9689 miles
Start: 09:25 Flag 09:40 End: 09:42

Printed - 09:47 Sunday, 04 July 2021

Radical Challenge Championship - Challenge & Club Enduro

RACE 10 - GRID (45 minutes) - AMENDED

ROW 6	11	1:53.920 8 Spencer BOURNE	12	1:53.197 54 James SWEETNAM
ROW 5	9	1:53.647 6 Steven LAKE	10	1:53.726 25 Martin VERITY
ROW 4	7	1:53.345 52 Mark RICHARDS	8	1:53.393 80 Peter TYLER
ROW 3	5	1:52.734 23 Jason RISHOVER	6	1:52.867 14 John MACLEOD
ROW 2	3	1:52.480 9 Chris PREEN	4	1:52.698 11 Chris SHORT
ROW 1	1	1:50.353 44 Matt BELL	2	1:50.899 5 Jerome DE SADELEER
Pole				
				

Car 54 - 5 grid penalty applied

Snetterton 300

These results are provisional until the conclusion of any judicial and technical matters.

Circuit Length = 2.9689 miles

Clerk Of Course : Gary Tanner

Stewards :

Timekeeper : Lisa Sneader

Radical Challenge Championship - Challenge & Club Enduro

RACE 10 - CLASSIFICATION - AMENDED 2

POS	NO	CL	PIC NAME	ENTRY	LAPS	TIME	GAP	DIFF	MPH	BEST	ON
1	44		1 Matt BELL	Radical SR3	22	46:01.268			85.15	1:51.529	18
2	9		2 Chris PREEN	Radical SR3	22	46:33.665	32.397	32.397	84.16	1:53.280	20
3	14	F	1 John MACLEOD	Radical SR3 RSX	22	46:50.572	49.304	16.907	83.66	1:53.076	19
4	80	F	2 Peter TYLER	Radical SR3 XX	22	46:55.835	54.567	5.263	83.50	1:53.375	18
5	5		3 Jerome DE SADELEER	Radical SR3	22	46:58.052	56.784	2.217	83.43	1:52.076	10
6	25	F	3 Martin VERITY	Radical SR3	22	46:59.295	58.027	1.243	83.40	1:53.596	20
7	23	F	4 Jason RISHOVER	Radical SR3 RSX	22	46:59.592	58.324	0.297	83.39	1:52.793	20
8	8		4 Spencer BOURNE	Radical SR3	22	47:24.011	1:22.743	24.419	82.67	1:54.138	19
9	52*		5 Mark RICHARDS	Radical SR3	22	47:43.692	1:42.424	19.681	82.11	1:53.405	11
10	6	S/E	1 Steven LAKE	Radical SR3	22	48:00.399	1:59.131	16.707	81.63	1:54.436	8
11	54*		6 James SWEETNAM	Radical SR3 XX	22	48:06.051	2:04.783	5.652	81.47	1:53.564	19

NOT CLASSIFIED

NC	11		Chris SHORT	Radical SR3 RSX	0						
----	----	--	-------------	-----------------	---	--	--	--	--	--	--

FASTEST LAP

44			Matt BELL	Radical SR3	18	1:51.529		95.83 mph		154.22 kph	
23	F		Jason RISHOVER	Radical SR3 RSX	20	1:52.793		94.75 mph		152.49 kph	
6	S/E		Steven LAKE	Radical SR3	8	1:54.436		93.39 mph		150.30 kph	

Cars 52 and 54 - 5 second penalty applied for exceeding track limits

Cars 52 and 54 - 10 second penalty applied for exceeding track limits

Cars 52 and 54 - 30 second penalty applied in lieu of drive through for exceeding track limits

Car 23 - Formal reprimand for driving in a manner incompatible with general safety ref Reg C1.1.5

Snetterton 300: 2.9689 miles

Race Distance: 22 Laps / 65.31 miles

Start: 11:41 Flag 12:27 End: 12:30

Weather / Track : Cloudy / Dry

These results are provisional until the conclusion of any judicial and technical matters.

Clerk Of Course : Gary Tanner	Stewards :	Timekeeper : Lisa Sneader
-------------------------------	------------	---------------------------

Radical Challenge Championship - Challenge & Club Enduro

RACE 10 - LAP CHART

LAP 1 @ 11:44:13.958			LAP 2 @ 11:47:50.147			LAP 3 @ 11:51:11.558			LAP 4 @ 11:53:08.621			LAP 5 @ 11:55:03.232		
NO	BEHIND	LAP TIME	NO	BEHIND	LAP TIME	NO	BEHIND	LAP TIME	NO	BEHIND	LAP TIME	NO	BEHIND	LAP TIME
44		2:14.062	44		3:36.189	44		3:21.411	44		1:57.063	44		1:54.611
5	0.430	2:14.492	5	0.558	3:36.317	5	0.611	3:21.464	5	0.847	1:57.299	5	1.242	1:55.006
9	1.793	2:15.855	9	1.420	3:35.816	9	1.556	3:21.547	9	4.766	2:00.273	9	7.369	1:57.214
52	4.662	2:18.724	52	2.667	3:34.194	52	1.939	3:20.683	52	4.994	2:00.118	52	7.851	1:57.468
80	6.354	2:20.416	80	5.009	3:34.844	80	3.521	3:19.923	6	8.907	2:01.816	23	10.891	1:56.458
6	7.276	2:21.338	6	7.109	3:36.022	6	4.154	3:18.456	23	9.044	2:00.777	6	13.200	1:58.904
8	8.476	2:22.538	8	9.436	3:37.149	8	4.617	3:16.592	8	10.252	2:02.698	8	13.801	1:58.160
25	9.015	2:23.077	25	10.051	3:37.225	25	5.166	3:16.526	14	10.816	2:02.139	14	14.170	1:57.965
23	10.070	2:24.132	23	10.984	3:37.103	23	5.330	3:15.757	80	11.379	2:04.921	80	14.792	1:58.024
14	16.788	2:30.850	14	11.737	3:31.138	14	5.740	3:15.414	25	11.977	2:03.874	25	16.172	1:58.806
54	1:06.625	3:20.687	54	13.140	2:42.704	54	6.646	3:14.917	54	12.738	2:03.155	54	21.092	2:02.965

Weather / Track : Cloudy / Dry

Snetterton 300
 Circuit Length = 2.9689 miles
 Start: 11:41 Flag 12:27 End: 12:30

Radical Challenge Championship - Challenge & Club Enduro

RACE 10 - LAP CHART

LAP 6 @ 11:56:55.687			LAP 7 @ 11:58:47.782			LAP 8 @ 12:00:39.907			LAP 9 @ 12:02:32.393			LAP 10 @ 12:04:24.588		
NO	BEHIND	LAP TIME	NO	BEHIND	LAP TIME	NO	BEHIND	LAP TIME	NO	BEHIND	LAP TIME	NO	BEHIND	LAP TIME
44		1:52.455	44		1:52.095	44		1:52.125	44		1:52.486	44		1:52.195
5	1.910	1:53.123	5	2.981	1:53.166	5	3.341	1:52.485	5	2.965	1:52.110	5	2.846	1:52.076
9	10.239	1:55.325	9	12.383	1:54.239	9	14.249	1:53.991	9	15.486	1:53.723	9	16.785	1:53.494
52	10.803	1:55.407	52	13.197	1:54.489	52	15.698	1:54.626	52	17.140	1:53.928	52	19.072	1:54.127
23	13.311	1:54.875	23	15.151	1:53.935	23	16.418	1:53.392	23	18.047	1:54.115	23	19.514	1:53.662
6	16.294	1:55.549	6	19.361	1:55.162	6	21.672	1:54.436	6	24.606	1:55.420	6	27.873	1:55.462
8	18.120	1:56.774	8	21.465	1:55.440	8	24.189	1:54.849	8	28.567	1:56.864	8	31.723	1:55.351
14	18.798	1:57.083	14	21.894	1:55.191	14	24.656	1:54.887	25	29.107	1:55.395	25	32.048	1:55.136
80	19.289	1:56.952	80	22.383	1:55.189	80	25.079	1:54.821	54	31.565	1:54.106	54	32.982	1:53.612
25	19.839	1:56.122	25	23.187	1:55.443	25	26.198	1:55.136	14	1:30.094	2:57.924 P	14	1:35.372	1:57.473
54	24.707	1:56.070	54	27.638	1:55.026	54	29.945	1:54.432	80	1:31.403	2:58.810 P	80	1:36.649	1:57.441

Weather / Track : Cloudy / Dry

Results can be found at www.tsl-timing.com

Page 2 of 5

Snetterton 300
 Circuit Length = 2.9689 miles
 Start: 11:41 Flag 12:27 End: 12:30

Printed - 12:32 Sunday, 04 July 2021

Radical Challenge Championship - Challenge & Club Enduro

RACE 10 - LAP CHART

LAP 11 @ 12:06:16.667			LAP 12 @ 12:08:12.532			LAP 13 @ 12:11:08.494			LAP 14 @ 12:13:00.541			LAP 15 @ 12:14:53.456		
NO	BEHIND	LAP TIME	NO	BEHIND	LAP TIME	NO	BEHIND	LAP TIME	NO	BEHIND	LAP TIME	NO	BEHIND	LAP TIME
44		1:52.079	5		1:52.673	44		1:55.621	44		1:52.047	44		1:52.915
5	3.192	1:52.425	52	18.627	1:54.094	5	11.086	3:07.048 P	5	13.584	1:54.545	5	15.151	1:54.482
52	20.398	1:53.405	44	1:00.341	2:56.206 P	9	19.958	1:53.802	9	21.869	1:53.958	9	22.877	1:53.923
8	34.685	1:55.041	9	1:22.118	1:57.229	14	35.360	1:55.416	14	37.130	1:53.817	14	38.074	1:53.859
54	36.275	1:55.372	8	1:33.490	2:54.670 P	8	36.346	1:58.818	8	39.691	1:55.392	8	41.478	1:54.702
9	1:20.754	2:56.048 P	14	1:35.906	1:54.186	80	36.697	1:54.283	6	41.009	1:55.007	6	42.729	1:54.635
6	1:36.737	3:00.943 P	80	1:38.376	1:55.223	6	38.049	1:54.860	23	41.236	1:54.492	23	43.185	1:54.864
14	1:37.585	1:54.292	54	1:38.490	2:58.080 P	52	38.545	3:15.880 P	80	41.701	1:57.051	80	43.628	1:54.842
25	1:38.422	2:58.453 P	6	1:39.151	1:58.279	23	38.791	1:54.016	52	43.117	1:56.619	52	44.113	1:53.911
80	1:39.018	1:54.448	23	1:40.737	1:57.270	54	40.169	1:57.641	25	44.242	1:55.420	25	44.985	1:53.658
23	1:39.332	3:11.897 P	25	1:41.822	1:59.265	25	40.869	1:55.009	54	44.794	1:56.672	54	45.710	1:53.831

Weather / Track : Cloudy / Dry

Snetterton 300
 Circuit Length = 2.9689 miles
 Start: 11:41 Flag 12:27 End: 12:30

Radical Challenge Championship - Challenge & Club Enduro

RACE 10 - LAP CHART

LAP 16 @ 12:16:45.888			LAP 17 @ 12:18:38.037			LAP 18 @ 12:20:29.566			LAP 19 @ 12:22:21.365			LAP 20 @ 12:24:12.945		
NO	BEHIND	LAP TIME	NO	BEHIND	LAP TIME	NO	BEHIND	LAP TIME	NO	BEHIND	LAP TIME	NO	BEHIND	LAP TIME
44		1:52.432	44		1:52.149	44		1:51.529	44		1:51.799	44		1:51.580
9	24.679	1:54.234	9	25.847	1:53.317	9	28.023	1:53.705	9	30.172	1:53.948	9	31.872	1:53.280
5	29.883	2:07.164	5	36.185	1:58.451	5	39.444	1:54.788	5	41.339	1:53.694	5	44.148	1:54.389
14	39.592	1:53.950	14	41.196	1:53.753	14	43.327	1:53.660	14	44.604	1:53.076	14	47.267	1:54.243
8	43.357	1:54.311	8	45.490	1:54.282	8	48.211	1:54.250	8	50.550	1:54.138	80	54.679	1:54.175
80	46.505	1:55.309	80	48.117	1:53.761	80	49.963	1:53.375	80	52.084	1:53.920	52	55.477	1:54.075
52	47.065	1:55.384	52	48.654	1:53.738	52	51.188	1:54.063	52	52.982	1:53.593	25	56.296	1:53.596
25	47.609	1:55.056	25	49.742	1:54.282	25	52.054	1:53.841	25	54.280	1:54.025	23	56.627	1:52.793
23	50.037	1:59.284	23	50.940	1:53.052	23	52.863	1:53.452	23	55.414	1:54.350	8	56.802	1:57.832
54	51.078	1:57.800	54	53.167	1:54.238	6	1:01.035	1:56.209	6	1:05.385	1:56.149	6	1:11.251	1:57.446
6	52.979	2:02.682	6	56.355	1:55.525	54	1:12.182	2:10.544	54	1:13.947	1:53.564	54	1:16.235	1:53.868

Weather / Track : Cloudy / Dry

Snetterton 300
 Circuit Length = 2.9689 miles
 Start: 11:41 Flag 12:27 End: 12:30

Radical Challenge Championship - Challenge & Club Enduro

RACE 10 - LAP CHART

LAP 21 @ 12:26:05.154			LAP 22 @ 12:28:01.164		
NO	BEHIND	LAP TIME	NO	BEHIND	LAP TIME
44		1:52.209	44		1:56.010
9	33.556	1:53.893	9	32.397	1:54.851
14	48.998	1:53.940	14	49.304	1:56.316
5	50.267	1:58.328	80	54.567	1:54.204
80	56.373	1:53.903	5	56.784	2:02.527
52	57.827	1:54.559	52	57.424	1:55.607
25	58.552	1:54.465	25	58.027	1:55.485
23	59.064	1:54.646	23	58.324	1:55.270
8	1:13.450	2:08.857	54	1:19.783	1:56.414
54	1:19.379	1:55.353	8	1:22.743	2:05.303
6	1:31.630	2:12.588	6	1:59.131	2:23.511

Weather / Track : Cloudy / Dry

Results can be found at www.tsl-timing.com

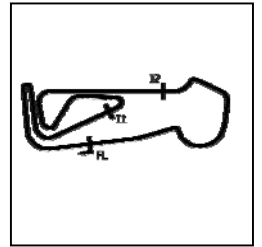
Page 5 of 5

Snetterton 300
Circuit Length = 2.9689 miles
Start: 11:41 Flag 12:27 End: 12:30

Printed - 12:32 Sunday, 04 July 2021

Radical Challenge Championship - Challenge & Club Enduro

RACE 10 - SECTOR ANALYSIS



SECTOR 1 = FL to I1, SECTOR 2 = I1 to I2, SECTOR 3 = I2 to FL, DIFF = Difference To Personal Best Lap, P = Crossed Finish Line in Pit Lane, D = Time Disallowed

P1 44		Matt BELL		Radical SR3			
IDEAL LAP TIME : 1:51.379		BEST LAP TIME : 1:51.529		DIFFERENCE : 0.150			
LAP	SECTOR 1	SECTOR 2	SECTOR 3	LAP TIME	MPH	DIFF	TIME OF DAY
1 -		46.353	46.653	2:14.062	79.72	22.533	11:44:13.958
2 -	1:08.452	1:15.866	1:11.871	3:36.189	49.43	1:44.660	11:47:50.147
3 -	1:05.116	1:06.424	1:09.871	3:21.411	53.06	1:29.882	11:51:11.558
4 -	36.960	41.900	38.203	1:57.063	91.30	5.534	11:53:08.621
5 -	36.202	41.253	37.156	1:54.611	93.25	3.082	11:55:03.232
6 -	35.155	40.368	36.932	1:52.455	95.04	0.926	11:56:55.687
7 -	34.972	40.168	36.955	1:52.095	95.34	0.566	11:58:47.782
8 -	34.990	40.169	36.966	1:52.125	95.32	0.596	12:00:39.907
9 -	35.275	40.325	36.886	1:52.486	95.01	0.957	12:02:32.393
10 -	35.052	40.278	36.865	1:52.195	95.26	0.666	12:04:24.588
11 -	35.092	40.161	36.826	1:52.079	95.36	0.550	12:06:16.667
12 -	35.063	40.240	IN PIT	2:56.206	P 60.65	1:04.677	12:09:12.873
13 -	OUTLAP	40.697	36.886	1:55.621	92.44	4.092	12:11:08.494
14 -	34.857	40.296	36.894	1:52.047	95.38	0.518	12:13:00.541
15 -	34.792	41.080	37.043	1:52.915	94.65	1.386	12:14:53.456
16 -	34.917	40.550	36.965	1:52.432	95.06	0.903	12:16:45.888
17 -	34.861	40.425	36.863	1:52.149	95.30	0.620	12:18:38.037
18 -	34.697	40.175	36.657	1:51.529 (1)	95.83		12:20:29.566
19 -	34.671	40.228	36.900	1:51.799 (3)	95.60	0.270	12:22:21.365
20 -	34.872	40.134	36.574	1:51.580 (2)	95.78	0.051	12:24:12.945
21 -	34.813	40.422	36.974	1:52.209	95.25	0.680	12:26:05.154
22 -	35.507	41.110	39.393	1:56.010	92.13	4.481	12:28:01.164

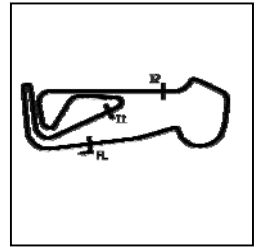
P2 9		Chris PREEN		Radical SR3			
IDEAL LAP TIME : 1:53.153		BEST LAP TIME : 1:53.280		DIFFERENCE : 0.127			
LAP	SECTOR 1	SECTOR 2	SECTOR 3	LAP TIME	MPH	DIFF	TIME OF DAY
1 -		46.183	45.925	2:15.855	78.67	22.575	11:44:15.751
2 -	1:08.751	1:17.927	1:09.138	3:35.816	49.52	1:42.536	11:47:51.567
3 -	1:06.135	1:05.778	1:09.634	3:21.547	53.03	1:28.267	11:51:13.114
4 -	38.310	43.221	38.742	2:00.273	88.86	6.993	11:53:13.387
5 -	37.022	42.136	38.056	1:57.214	91.18	3.934	11:55:10.601
6 -	36.412	41.355	37.558	1:55.325	92.67	2.045	11:57:05.926
7 -	35.769	41.148	37.322	1:54.239	93.55	0.959	11:59:00.165
8 -	35.811	41.053	37.127	1:53.991	93.76	0.711	12:00:54.156
9 -	35.740	40.814	37.169	1:53.723	93.98	0.443	12:02:47.879
10 -	35.472	40.853	37.169	1:53.494 (3)	94.17	0.214	12:04:41.373
11 -	35.758	41.045	IN PIT	2:56.048	P 60.71	1:02.768	12:07:37.421
12 -	OUTLAP	41.300	37.216	1:57.229	91.17	3.949	12:09:34.650
13 -	35.645	40.860	37.297	1:53.802	93.91	0.522	12:11:28.452
14 -	35.629	41.154	37.175	1:53.958	93.78	0.678	12:13:22.410
15 -	35.651	41.124	37.148	1:53.923	93.81	0.643	12:15:16.333
16 -	35.496	41.375	37.363	1:54.234	93.56	0.954	12:17:10.567
17 -	35.468	40.733	37.116	1:53.317 (2)	94.32	0.037	12:19:03.884
18 -	35.530	40.881	37.294	1:53.705	93.99	0.425	12:20:57.589
19 -	35.605	40.927	37.416	1:53.948	93.79	0.668	12:22:51.537
20 -	35.398	40.860	37.022	1:53.280 (1)	94.35		12:24:44.817
21 -	35.565	40.965	37.363	1:53.893	93.84	0.613	12:26:38.710
22 -	35.771	41.332	37.748	1:54.851	93.06	1.571	12:28:33.561

Weather / Track : Cloudy / Dry

Snetterton 300
 Circuit Length = 2.9689 miles
 Start: 11:41 Flag 12:27 End: 12:30

Radical Challenge Championship - Challenge & Club Enduro

RACE 10 - SECTOR ANALYSIS



SECTOR 1 = FL to I1, SECTOR 2 = I1 to I2, SECTOR 3 = I2 to FL, DIFF = Difference To Personal Best Lap, P = Crossed Finish Line in Pit Lane, D = Time Disallowed

P3		14 F		John MACLEOD		Radical SR3 RSX	
IDEAL LAP TIME : 1:53.014		BEST LAP TIME : 1:53.076		DIFFERENCE : 0.062			
LAP	SECTOR 1	SECTOR 2	SECTOR 3	LAP TIME	MPH	DIFF	TIME OF DAY
1 -		44.679	40.632	2:30.850	70.85	37.774	11:44:30.746
2 -	1:01.332	1:18.349	1:11.457	3:31.138	50.62	1:38.062	11:48:01.884
3 -	1:03.000	1:08.402	1:04.012	3:15.414	54.69	1:22.338	11:51:17.298
4 -	38.567	43.876	39.696	2:02.139	87.50	9.063	11:53:19.437
5 -	37.341	42.099	38.525	1:57.965	90.60	4.889	11:55:17.402
6 -	37.003	41.664	38.416	1:57.083	91.28	4.007	11:57:14.485
7 -	36.410	41.086	37.695	1:55.191	92.78	2.115	11:59:09.676
8 -	35.941	41.185	37.761	1:54.887	93.03	1.811	12:01:04.563
9 -	35.963	41.150	IN PIT	2:57.924	P 60.07	1:04.848	12:04:02.487
10 -	OUTLAP	40.986	37.564	1:57.473	90.98	4.397	12:05:59.960
11 -	35.846	40.892	37.554	1:54.292	93.51	1.216	12:07:54.252
12 -	36.098	40.673	37.415	1:54.186	93.60	1.110	12:09:48.438
13 -	36.231	41.533	37.652	1:55.416	92.60	2.340	12:11:43.854
14 -	35.663	40.777	37.377	1:53.817	93.90	0.741	12:13:37.671
15 -	35.636	40.754	37.469	1:53.859	93.87	0.783	12:15:31.530
16 -	35.465	40.957	37.528	1:53.950	93.79	0.874	12:17:25.480
17 -	35.318	40.789	37.646	1:53.753 (3)	93.95	0.677	12:19:19.233
18 -	35.463	40.868	37.329	1:53.660 (2)	94.03	0.584	12:21:12.893
19 -	35.100	40.585	37.391	1:53.076 (1)	94.52		12:23:05.969
20 -	35.667	41.016	37.560	1:54.243	93.55	1.167	12:25:00.212
21 -	35.329	40.961	37.650	1:53.940	93.80	0.864	12:26:54.152
22 -	36.337	41.314	38.665	1:56.316	91.88	3.240	12:28:50.468

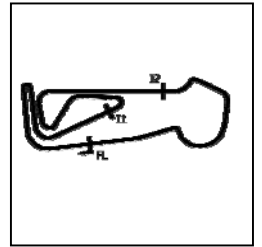
P4		80 F		Peter TYLER		Radical SR3 XX	
IDEAL LAP TIME : 1:53.141		BEST LAP TIME : 1:53.375		DIFFERENCE : 0.234			
LAP	SECTOR 1	SECTOR 2	SECTOR 3	LAP TIME	MPH	DIFF	TIME OF DAY
1 -		47.446	45.795	2:20.416	76.11	27.041	11:44:20.312
2 -	1:07.259	1:18.034	1:09.551	3:34.844	49.74	1:41.469	11:47:55.156
3 -	1:05.224	1:07.500	1:07.199	3:19.923	53.46	1:26.548	11:51:15.079
4 -	40.413	44.187	40.321	2:04.921	85.55	11.546	11:53:20.000
5 -	37.501	42.035	38.488	1:58.024	90.55	4.649	11:55:18.024
6 -	36.778	41.800	38.374	1:56.952	91.38	3.577	11:57:14.976
7 -	36.190	41.304	37.695	1:55.189	92.78	1.814	11:59:10.165
8 -	35.979	40.990	37.852	1:54.821	93.08	1.446	12:01:04.986
9 -	36.043	41.070	IN PIT	2:58.810	P 59.77	1:05.435	12:04:03.796
10 -	OUTLAP	41.130	37.509	1:57.441	91.00	4.066	12:06:01.237
11 -	36.119	40.826	37.503	1:54.448	93.38	1.073	12:07:55.685
12 -	36.406	40.975	37.842	1:55.223	92.75	1.848	12:09:50.908
13 -	35.703	40.774	37.806	1:54.283	93.52	0.908	12:11:45.191
14 -	36.158	42.945	37.948	1:57.051	91.31	3.676	12:13:42.242
15 -	35.927	40.937	37.978	1:54.842	93.06	1.467	12:15:37.084
16 -	36.460	41.329	37.520	1:55.309	92.69	1.934	12:17:32.393
17 -	35.807	40.485	37.469	1:53.761 (2)	93.95	0.386	12:19:26.154
18 -	35.312	40.719	37.344	1:53.375 (1)	94.27		12:21:19.529
19 -	35.396	40.962	37.562	1:53.920	93.82	0.545	12:23:13.449
20 -	35.555	40.827	37.793	1:54.175	93.61	0.800	12:25:07.624
21 -	35.741	40.516	37.646	1:53.903 (3)	93.83	0.528	12:27:01.527
22 -	35.889	40.783	37.532	1:54.204	93.58	0.829	12:28:55.731

Weather / Track : Cloudy / Dry

Snetterton 300
Circuit Length = 2.9689 miles
Start: 11:41 Flag 12:27 End: 12:30

Radical Challenge Championship - Challenge & Club Enduro

RACE 10 - SECTOR ANALYSIS



SECTOR 1 = FL to I1, SECTOR 2 = I1 to I2, SECTOR 3 = I2 to FL, DIFF = Difference To Personal Best Lap, P = Crossed Finish Line in Pit Lane, D = Time Disallowed

P5		5		Jerome DE SADELEER		Radical SR3	
IDEAL LAP TIME : 1:51.817		BEST LAP TIME : 1:52.076		DIFFERENCE : 0.259			
LAP	SECTOR 1	SECTOR 2	SECTOR 3	LAP TIME	MPH	DIFF	TIME OF DAY
1 -		47.178	45.789	2:14.492	79.46	22.416	11:44:14.388
2 -	1:08.926	1:15.569	1:11.822	3:36.317	49.40	1:44.241	11:47:50.705
3 -	1:05.611	1:06.493	1:09.360	3:21.464	53.05	1:29.388	11:51:12.169
4 -	37.187	41.971	38.141	1:57.299	91.11	5.223	11:53:09.468
5 -	36.140	41.506	37.360	1:55.006	92.93	2.930	11:55:04.474
6 -	35.297	40.876	36.950	1:53.123	94.48	1.047	11:56:57.597
7 -	35.425	40.780	36.961	1:53.166	94.44	1.090	11:58:50.763
8 -	35.028	40.438	37.019	1:52.485	95.01	0.409	12:00:43.248
9 -	34.824	40.376	36.910	1:52.110 (2)	95.33	0.034	12:02:35.358
10 -	34.838	40.444	36.794	1:52.076 (1)	95.36		12:04:27.434
11 -	34.945	40.725	36.755	1:52.425 (3)	95.06	0.349	12:06:19.859
12 -	34.822	40.796	37.055	1:52.673	94.85	0.597	12:08:12.532
13 -	34.686	40.425	IN PIT	3:07.048 P	57.14	1:14.972	12:11:19.580
14 -	OUTLAP	40.468	36.932	1:54.545	93.30	2.469	12:13:14.125
15 -	36.205	40.805	37.472	1:54.482	93.36	2.406	12:15:08.607
16 -	36.159	53.818	37.187	2:07.164	84.04	15.088	12:17:15.771
17 -	35.670	41.731	41.050	1:58.451	90.23	6.375	12:19:14.222
18 -	35.817	41.330	37.641	1:54.788	93.11	2.712	12:21:09.010
19 -	35.260	40.868	37.566	1:53.694	94.00	1.618	12:23:02.704
20 -	35.958	41.188	37.243	1:54.389	93.43	2.313	12:24:57.093
21 -	35.769	40.979	41.580	1:58.328	90.32	6.252	12:26:55.421
22 -	43.532	41.170	37.825	2:02.527	87.23	10.451	12:28:57.948

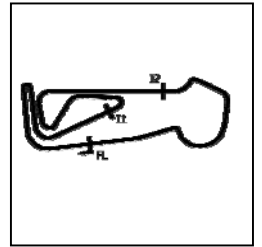
P6		25 F		Martin VERITY		Radical SR3	
IDEAL LAP TIME : 1:53.498		BEST LAP TIME : 1:53.596		DIFFERENCE : 0.098			
LAP	SECTOR 1	SECTOR 2	SECTOR 3	LAP TIME	MPH	DIFF	TIME OF DAY
1 -		48.037	45.969	2:23.077	74.70	29.481	11:44:22.973
2 -	1:07.744	1:18.438	1:11.043	3:37.225	49.20	1:43.629	11:48:00.198
3 -	1:03.123	1:09.064	1:04.339	3:16.526	54.38	1:22.930	11:51:16.724
4 -	39.856	43.942	40.076	2:03.874	86.28	10.278	11:53:20.598
5 -	37.422	42.634	38.750	1:58.806	89.96	5.210	11:55:19.404
6 -	36.431	41.715	37.976	1:56.122	92.04	2.526	11:57:15.526
7 -	36.327	41.401	37.715	1:55.443	92.58	1.847	11:59:10.969
8 -	36.151	41.204	37.781	1:55.136	92.83	1.540	12:01:06.105
9 -	35.871	41.099	38.425	1:55.395	92.62	1.799	12:03:01.500
10 -	36.008	41.395	37.733	1:55.136	92.83	1.540	12:04:56.636
11 -	35.933	41.218	IN PIT	2:58.453 P	59.89	1:04.857	12:07:55.089
12 -	OUTLAP	41.239	37.596	1:59.265	89.61	5.669	12:09:54.354
13 -	35.845	41.288	37.876	1:55.009	92.93	1.413	12:11:49.363
14 -	36.896	40.970	37.554	1:55.420	92.60	1.824	12:13:44.783
15 -	35.409	40.838	37.411	1:53.658 (2)	94.03	0.062	12:15:38.441
16 -	36.048	41.389	37.619	1:55.056	92.89	1.460	12:17:33.497
17 -	35.798	41.072	37.412	1:54.282	93.52	0.686	12:19:27.779
18 -	35.431	40.911	37.499	1:53.841 (3)	93.88	0.245	12:21:21.620
19 -	35.718	40.800	37.507	1:54.025	93.73	0.429	12:23:15.645
20 -	35.364	40.723	37.509	1:53.596 (1)	94.08		12:25:09.241
21 -	35.970	40.912	37.583	1:54.465	93.37	0.869	12:27:03.706
22 -	35.974	41.451	38.060	1:55.485	92.54	1.889	12:28:59.191

Weather / Track : Cloudy / Dry

Snetterton 300
Circuit Length = 2.9689 miles
Start: 11:41 Flag 12:27 End: 12:30

Radical Challenge Championship - Challenge & Club Enduro

RACE 10 - SECTOR ANALYSIS



SECTOR 1 = FL to I1, SECTOR 2 = I1 to I2, SECTOR 3 = I2 to FL, DIFF = Difference To Personal Best Lap, P = Crossed Finish Line in Pit Lane, D = Time Disallowed

P7 23 F		Jason RISHOVER		Radical SR3 RSX			
IDEAL LAP TIME : 1:52.695		BEST LAP TIME : 1:52.793		DIFFERENCE : 0.098			
LAP	SECTOR 1	SECTOR 2	SECTOR 3	LAP TIME	MPH	DIFF	TIME OF DAY
1 -		44.828	43.747	2:24.132	74.15	31.339	11:44:24.028
2 -	1:07.317	1:18.243	1:11.543	3:37.103	49.23	1:44.310	11:48:01.131
3 -	1:02.660	1:08.943	1:04.154	3:15.757	54.59	1:22.964	11:51:16.888
4 -	38.671	43.173	38.933	2:00.777	88.49	7.984	11:53:17.665
5 -	36.789	41.682	37.987	1:56.458	91.77	3.665	11:55:14.123
6 -	36.235	40.952	37.688	1:54.875	93.04	2.082	11:57:08.998
7 -	35.764	40.492	37.679	1:53.935	93.80	1.142	11:59:02.933
8 -	35.556	40.460	37.376	1:53.392 (3)	94.25	0.599	12:00:56.325
9 -	35.440	40.758	37.917	1:54.115	93.66	1.322	12:02:50.440
10 -	35.126	40.928	37.608	1:53.662	94.03	0.869	12:04:44.102
11 -	40.673	40.897	IN PIT	3:11.897 P	55.69	1:19.104	12:07:55.999
12 -	OUTLAP	40.955	37.764	1:57.270	91.14	4.477	12:09:53.269
13 -	35.601	40.374	38.041	1:54.016	93.74	1.223	12:11:47.285
14 -	35.206	41.439	37.847	1:54.492	93.35	1.699	12:13:41.777
15 -	35.616	40.853	38.395	1:54.864	93.04	2.071	12:15:36.641
16 -	39.533	42.210	37.541	1:59.284	89.60	6.491	12:17:35.925
17 -	35.355	40.369	37.328	1:53.052 (2)	94.54	0.259	12:19:28.977
18 -	35.180	40.716	37.556	1:53.452	94.20	0.659	12:21:22.429
19 -	35.437	40.836	38.077	1:54.350	93.46	1.557	12:23:16.779
20 -	35.047	40.320	37.426	1:52.793 (1)	94.75		12:25:09.572
21 -	35.866	41.015	37.765	1:54.646	93.22	1.853	12:27:04.218
22 -	35.509	41.729	38.032	1:55.270	92.72	2.477	12:28:59.488

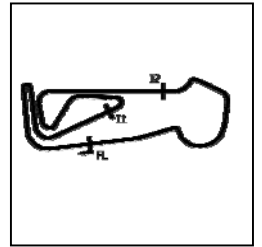
P8 52		Mark RICHARDS		Radical SR3			
IDEAL LAP TIME : 1:52.962		BEST LAP TIME : 1:53.405		DIFFERENCE : 0.443			
LAP	SECTOR 1	SECTOR 2	SECTOR 3	LAP TIME	MPH	DIFF	TIME OF DAY
1 -		46.265	47.821	2:18.724	77.04	25.319	11:44:18.620
2 -	1:07.464	1:17.309	1:09.421	3:34.194	49.89	1:40.789	11:47:52.814
3 -	1:05.891	1:06.958	1:07.834	3:20.683	53.25	1:27.278	11:51:13.497
4 -	38.413	43.156	38.549	2:00.118	88.97	6.713	11:53:13.615
5 -	37.140	42.306	38.022	1:57.468	90.98	4.063	11:55:11.083
6 -	36.431	41.408	37.568	1:55.407	92.61	2.002	11:57:06.490
7 -	35.958	41.055	37.476	1:54.489	93.35	1.084	11:59:00.979
8 -	35.803	41.262	37.561	1:54.626	93.24	1.221	12:00:55.605
9 -	35.842	40.689	37.397	1:53.928	93.81	0.523	12:02:49.533
10 -	35.685	41.031	37.411	1:54.127	93.65	0.722	12:04:43.660
11 -	35.409	40.695	37.301	1:53.405 (1)	94.24		12:06:37.065
12 -	35.240	41.223	37.631	1:54.094	93.67	0.689	12:08:31.159
13 -	36.064	40.758	IN PIT	3:15.880 P	54.56	1:22.475	12:11:47.039
14 -	OUTLAP	40.976	37.421	1:56.619	91.64	3.214	12:13:43.658
15 -	35.744	40.691	37.476	1:53.911	93.82	0.506	12:15:37.569
16 -	36.385	41.458	37.541	1:55.384	92.63	1.979	12:17:32.953
17 -	35.767	40.793	37.178	1:53.738 (3)	93.97	0.333	12:19:26.691
18 -	35.633	40.867	37.563	1:54.063	93.70	0.658	12:21:20.754
19 -	35.638	40.544	37.411	1:53.593 (2)	94.09	0.188	12:23:14.347
20 -	35.653	40.870	37.552	1:54.075	93.69	0.670	12:25:08.422
21 -	35.779	40.930	37.850	1:54.559	93.29	1.154	12:27:02.981
22 -	36.265	41.525	37.817	1:55.607	92.45	2.202	12:28:58.588

Weather / Track : Cloudy / Dry

Snetterton 300
 Circuit Length = 2.9689 miles
 Start: 11:41 Flag 12:27 End: 12:30

Radical Challenge Championship - Challenge & Club Enduro

RACE 10 - SECTOR ANALYSIS



SECTOR 1 = FL to I1, SECTOR 2 = I1 to I2, SECTOR 3 = I2 to FL, DIFF = Difference To Personal Best Lap, P = Crossed Finish Line in Pit Lane, D = Time Disallowed

P9 8		Spencer BOURNE		Radical SR3			
IDEAL LAP TIME : 1:53.868		BEST LAP TIME : 1:54.138		DIFFERENCE : 0.270			
LAP	SECTOR 1	SECTOR 2	SECTOR 3	LAP TIME	MPH	DIFF	TIME OF DAY
1 -		46.776	46.562	2:22.538	74.98	28.400	11:44:22.434
2 -	1:07.546	1:18.584	1:11.019	3:37.149	49.22	1:43.011	11:47:59.583
3 -	1:02.893	1:08.912	1:04.787	3:16.592	54.36	1:22.454	11:51:16.175
4 -	38.778	44.663	39.257	2:02.698	87.10	8.560	11:53:18.873
5 -	37.222	42.396	38.542	1:58.160	90.45	4.022	11:55:17.033
6 -	36.986	41.781	38.007	1:56.774	91.52	2.636	11:57:13.807
7 -	36.159	41.354	37.927	1:55.440	92.58	1.302	11:59:09.247
8 -	35.852	41.327	37.670	1:54.849	93.06	0.711	12:01:04.096
9 -	35.987	41.683	39.194	1:56.864	91.45	2.726	12:03:00.960
10 -	36.110	41.313	37.928	1:55.351	92.65	1.213	12:04:56.311
11 -	35.910	41.329	37.802	1:55.041	92.90	0.903	12:06:51.352
12 -	35.696	41.269	IN PIT	2:54.670	P 61.19	1:00.532	12:09:46.022
13 -	OUTLAP	42.532	37.766	1:58.818	89.95	4.680	12:11:44.840
14 -	35.839	41.403	38.150	1:55.392	92.62	1.254	12:13:40.232
15 -	35.498	41.188	38.016	1:54.702	93.18	0.564	12:15:34.934
16 -	35.296	41.011	38.004	1:54.311	93.50	0.173	12:17:29.245
17 -	35.358	41.058	37.866	1:54.282 (3)	93.52	0.144	12:19:23.527
18 -	35.410	40.990	37.850	1:54.250 (2)	93.54	0.112	12:21:17.777
19 -	35.280	41.132	37.726	1:54.138 (1)	93.64		12:23:11.915
20 -	35.278	40.920	41.634	1:57.832	90.70	3.694	12:25:09.747
21 -	42.951	44.227	41.679	2:08.857	82.94	14.719	12:27:18.604
22 -	38.732	44.240	42.331	2:05.303	85.29	11.165	12:29:23.907

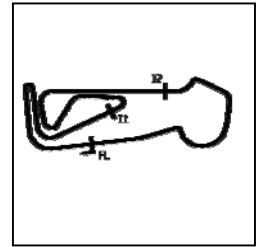
P10 54		James SWEETNAM		Radical SR3 XX			
IDEAL LAP TIME : 1:53.213		BEST LAP TIME : 1:53.564		DIFFERENCE : 0.351			
LAP	SECTOR 1	SECTOR 2	SECTOR 3	LAP TIME	MPH	DIFF	TIME OF DAY
1 -		45.680	41.935	3:20.687	53.25	1:27.123	11:45:20.583
2 -	40.317	50.570	1:11.817	2:42.704	65.69	49.140	11:48:03.287
3 -	1:02.145	1:08.884	1:03.888	3:14.917	54.83	1:21.353	11:51:18.204
4 -	38.917	43.485	40.753	2:03.155	86.78	9.591	11:53:21.359
5 -	37.229	42.201	43.535	2:02.965	86.91	9.401	11:55:24.324
6 -	36.220	41.465	38.385	1:56.070	92.08	2.506	11:57:20.394
7 -	36.236	40.799	37.991	1:55.026	92.91	1.462	11:59:15.420
8 -	35.858	41.019	37.555	1:54.432	93.40	0.868	12:01:09.852
9 -	35.501	40.980	37.625	1:54.106	93.66	0.542	12:03:03.958
10 -	35.260	40.696	37.656	1:53.612 (2)	94.07	0.048	12:04:57.570
11 -	36.187	41.119	38.066	1:55.372	92.64	1.808	12:06:52.942
12 -	35.217	41.686	IN PIT	2:58.080	P 60.01	1:04.516	12:09:51.022
13 -	OUTLAP	41.192	37.902	1:57.641	90.85	4.077	12:11:48.663
14 -	37.918	40.967	37.787	1:56.672	91.60	3.108	12:13:45.335
15 -	35.268	40.847	37.716	1:53.831 (3)	93.89	0.267	12:15:39.166
16 -	38.727	41.096	37.977	1:57.800	90.73	4.236	12:17:36.966
17 -	35.346	41.184	37.708	1:54.238	93.55	0.674	12:19:31.204
18 -	35.163	56.281	39.100	2:10.544	81.87	16.980	12:21:41.748
19 -	35.265	40.945	37.354	1:53.564 (1)	94.11		12:23:35.312
20 -	35.227	41.029	37.612	1:53.868	93.86	0.304	12:25:29.180
21 -	35.238	42.526	37.589	1:55.353	92.65	1.789	12:27:24.533
22 -	35.322	41.476	39.616	1:56.414	91.81	2.850	12:29:20.947

Weather / Track : Cloudy / Dry

Snetterton 300
Circuit Length = 2.9689 miles
Start: 11:41 Flag 12:27 End: 12:30

Radical Challenge Championship - Challenge & Club Enduro

RACE 10 - SECTOR ANALYSIS



SECTOR 1 = FL to I1, SECTOR 2 = I1 to I2, SECTOR 3 = I2 to FL, DIFF = Difference To Personal Best Lap, P = Crossed Finish Line in Pit Lane, D = Time Disallowed

P11		6 S/E		Steven LAKE		Radical SR3	
IDEAL LAP TIME : 1:53.985		BEST LAP TIME : 1:54.436		DIFFERENCE : 0.451			
LAP	SECTOR 1	SECTOR 2	SECTOR 3	LAP TIME	MPH	DIFF	TIME OF DAY
1 -		46.739	46.209	2:21.338	75.62	26.902	11:44:21.234
2 -	1:08.139	1:17.675	1:10.208	3:36.022	49.47	1:41.586	11:47:57.256
3 -	1:04.626	1:06.559	1:07.271	3:18.456	53.85	1:24.020	11:51:15.712
4 -	38.842	43.961	39.013	2:01.816	87.73	7.380	11:53:17.528
5 -	37.631	42.632	38.641	1:58.904	89.88	4.468	11:55:16.432
6 -	36.166	41.243	38.140	1:55.549	92.49	1.113	11:57:11.981
7 -	36.027	40.925	38.210	1:55.162	92.80	0.726	11:59:07.143
8 -	35.457	41.072	37.907	1:54.436 (1)	93.39		12:01:01.579
9 -	36.088	41.102	38.230	1:55.420	92.60	0.984	12:02:56.999
10 -	36.010	41.190	38.262	1:55.462	92.56	1.026	12:04:52.461
11 -	36.077	41.180	IN PIT	3:00.943	P 59.06	1:06.507	12:07:53.404
12 -	OUTLAP	41.369	37.705	1:58.279	90.36	3.843	12:09:51.683
13 -	35.677	41.316	37.867	1:54.860	(3) 93.05	0.424	12:11:46.543
14 -	35.584	41.374	38.049	1:55.007	92.93	0.571	12:13:41.550
15 -	35.355	41.079	38.201	1:54.635	(2) 93.23	0.199	12:15:36.185
16 -	36.526	47.655	38.501	2:02.682	87.12	8.246	12:17:38.867
17 -	35.813	41.205	38.507	1:55.525	92.51	1.089	12:19:34.392
18 -	36.087	41.675	38.447	1:56.209	91.97	1.773	12:21:30.601
19 -	36.192	41.445	38.512	1:56.149	92.02	1.713	12:23:26.750
20 -	36.495	41.639	39.312	1:57.446	91.00	3.010	12:25:24.196
21 -	38.357	47.135	47.096	2:12.588	80.61	18.152	12:27:36.784
22 -	49.080	47.588	46.843	2:23.511	74.47	29.075	12:30:00.295

Weather / Track : Cloudy / Dry

Results can be found at www.tsl-timing.com

Page 6 of 6

Snetterton 300
 Circuit Length = 2.9689 miles
 Start: 11:41 Flag 12:27 End: 12:30

Printed - 12:32 Sunday, 04 July 2021

Radical Challenge Championship - Challenge & Club Enduro

RACE 10 - PIT STOP ANALYSIS

P1 44 Matt BELL				
STOP	IN TIME	STOP TIME	TOTAL TIME	OUT TIME
1 -	12:08:06.727	1:06.146	1:06.146	12:09:12.873

P2 9 Chris PREEN				
STOP	IN TIME	STOP TIME	TOTAL TIME	OUT TIME
1 -	12:06:33.645	1:03.776	1:03.776	12:07:37.421

P3 14 John MACLEOD				
STOP	IN TIME	STOP TIME	TOTAL TIME	OUT TIME
1 -	12:02:58.202	1:04.285	1:04.285	12:04:02.487

P4 80 Peter TYLER				
STOP	IN TIME	STOP TIME	TOTAL TIME	OUT TIME
1 -	12:02:59.583	1:04.213	1:04.213	12:04:03.796

P5 5 Jerome DE SADELEER				
STOP	IN TIME	STOP TIME	TOTAL TIME	OUT TIME
1 -	12:10:02.405	1:17.175	1:17.175	12:11:19.580

P6 25 Martin VERITY				
STOP	IN TIME	STOP TIME	TOTAL TIME	OUT TIME
1 -	12:06:50.319	1:04.770	1:04.770	12:07:55.089

P7 23 Jason RISHOVER				
STOP	IN TIME	STOP TIME	TOTAL TIME	OUT TIME
1 -	12:06:42.448	1:13.551	1:13.551	12:07:55.999

P8 52 Mark RICHARDS				
STOP	IN TIME	STOP TIME	TOTAL TIME	OUT TIME
1 -	12:10:22.792	1:24.247	1:24.247	12:11:47.039

P9 8 Spencer BOURNE				
STOP	IN TIME	STOP TIME	TOTAL TIME	OUT TIME
1 -	12:08:44.474	1:01.548	1:01.548	12:09:46.022

P10 54 James SWEETNAM				
STOP	IN TIME	STOP TIME	TOTAL TIME	OUT TIME
1 -	12:08:45.884	1:05.138	1:05.138	12:09:51.022

P11 6 Steven LAKE				
STOP	IN TIME	STOP TIME	TOTAL TIME	OUT TIME
1 -	12:06:47.133	1:06.271	1:06.271	12:07:53.404

Radical Challenge Championship - Challenge & Club Enduro

RACE 10 - STATISTICS

Competitors Started 12
Planned Start 2021-07-04 @ 11:45:00.000
Actual Start 2021-07-04 @ 11:41:59.895
Finish Time 2021-07-04 @ 12:27:57.721
Track Length 2.9689mi.
Total Laps 242
Total Distance Covered 718.4765mi.

Session Fastest Lap History

NO	CL	NAME	LAP TIME	TIME OF DAY	LAP	VEHICLE
44		Matt BELL	2:14.062	11:44:13.979	1	Radical SR3
44		Matt BELL	1:57.063	11:53:08.637	4	Radical SR3
44		Matt BELL	1:54.611	11:55:03.249	5	Radical SR3
44		Matt BELL	1:52.455	11:56:55.704	6	Radical SR3
44		Matt BELL	1:52.095	11:58:47.799	7	Radical SR3
5		Jerome DE SADELEER	1:52.076	12:04:27.450	10	Radical SR3
44		Matt BELL	1:52.047	12:13:00.558	14	Radical SR3
44		Matt BELL	1:51.529	12:20:29.582	18	Radical SR3

Session Leader History

NO	CL	NAME	FROM LAP	LAPS LED	DISTANCE	VEHICLE
44		Matt BELL	1	11	32.65 miles	Radical SR3
5		Jerome DE SADELEER	12	1	2.96 miles	Radical SR3
44		Matt BELL	13	10	29.68 miles	Radical SR3

Flag History

TYPE	TIME OF DAY
GREEN	11:41:59.895
SAFETY	11:42:54.800
GREEN	11:51:08.292
FINISH	12:27:57.721

Flag Statistics

TYPE	COUNT	TOTAL LAPS	TOTAL TIME
Green	2	20	39:51.613
Red	0	0	0.000
Safety Car	1	2	8:13.491
FCY	0	0	0.000

Weather / Track : Cloudy / Dry

Radical Challenge Championship - Challenge & Club Enduro

RACE 10 - STATISTICS

CLASS :

7 Starters

Fastest Lap History

NO	NAME	LAP TIME	TIME OF DAY	LAP	VEHICLE
44	Matt BELL	2:14.062	11:44:13.979	1	Radical SR3
44	Matt BELL	1:57.063	11:53:08.637	4	Radical SR3
44	Matt BELL	1:54.611	11:55:03.249	5	Radical SR3
44	Matt BELL	1:52.455	11:56:55.704	6	Radical SR3
44	Matt BELL	1:52.095	11:58:47.799	7	Radical SR3
5	Jerome DE SADELEER	1:52.076	12:04:27.450	10	Radical SR3
44	Matt BELL	1:52.047	12:13:00.558	14	Radical SR3
44	Matt BELL	1:51.529	12:20:29.582	18	Radical SR3

Leader History

NO	NAME	FROM LAP	LAPS LED	DISTANCE	VEHICLE
44	Matt BELL	1	11	32.65 miles	Radical SR3
5	Jerome DE SADELEER	12	1	2.96 miles	Radical SR3
44	Matt BELL	13	10	29.68 miles	Radical SR3

Weather / Track : Cloudy / Dry

Results can be found at www.tsl-timing.com

Page 2 of 4

Snetterton 300
Circuit Length = 2.9689 miles
Start: 11:41 Flag 12:27 End: 12:30

Printed - 12:32 Sunday, 04 July 2021

Radical Challenge Championship - Challenge & Club Enduro

RACE 10 - STATISTICS

CLASS : S/E

1 Starters

Fastest Lap History

NO	NAME	LAP TIME	TIME OF DAY	LAP	VEHICLE
6	Steven LAKE	2:21.338	11:44:21.251	1	Radical SR3
6	Steven LAKE	2:01.816	11:53:17.547	4	Radical SR3
6	Steven LAKE	1:58.904	11:55:16.451	5	Radical SR3
6	Steven LAKE	1:55.549	11:57:11.999	6	Radical SR3
6	Steven LAKE	1:55.162	11:59:07.162	7	Radical SR3
6	Steven LAKE	1:54.436	12:01:01.597	8	Radical SR3

Leader History

NO	NAME	FROM LAP	LAPS LED	DISTANCE	VEHICLE
6	Steven LAKE	1	22	65.31 miles	Radical SR3

Weather / Track : Cloudy / Dry

Results can be found at www.tsl-timing.com

Page 3 of 4

Snetterton 300
Circuit Length = 2.9689 miles
Start: 11:41 Flag 12:27 End: 12:30

Printed - 12:32 Sunday, 04 July 2021

Radical Challenge Championship - Challenge & Club Enduro

RACE 10 - STATISTICS

CLASS : F

4 Starters

Fastest Lap History

NO	NAME	LAP TIME	TIME OF DAY	LAP	VEHICLE
80	Peter TYLER	2:20.416	11:44:20.332	1	Radical SR3 XX
23	Jason RISHOVER	2:00.777	11:53:17.602	4	Radical SR3 RSX
23	Jason RISHOVER	1:56.458	11:55:14.129	5	Radical SR3 RSX
23	Jason RISHOVER	1:54.875	11:57:09.005	6	Radical SR3 RSX
23	Jason RISHOVER	1:53.935	11:59:02.938	7	Radical SR3 RSX
23	Jason RISHOVER	1:53.392	12:00:56.332	8	Radical SR3 RSX
23	Jason RISHOVER	1:53.052	12:19:28.983	17	Radical SR3 RSX
23	Jason RISHOVER	1:52.793	12:25:09.577	20	Radical SR3 RSX

Leader History

NO	NAME	FROM LAP	LAPS LED	DISTANCE	VEHICLE
80	Peter TYLER	1	3	8.90 miles	Radical SR3 XX
23	Jason RISHOVER	4	7	20.78 miles	Radical SR3 RSX
14	John MACLEOD	11	12	35.62 miles	Radical SR3 RSX

Weather / Track : Cloudy / Dry

Results can be found at www.tsl-timing.com

Page 4 of 4

Snetterton 300
Circuit Length = 2.9689 miles
Start: 11:41 Flag 12:27 End: 12:30

Printed - 12:32 Sunday, 04 July 2021