



RADICAL SR1 CUP

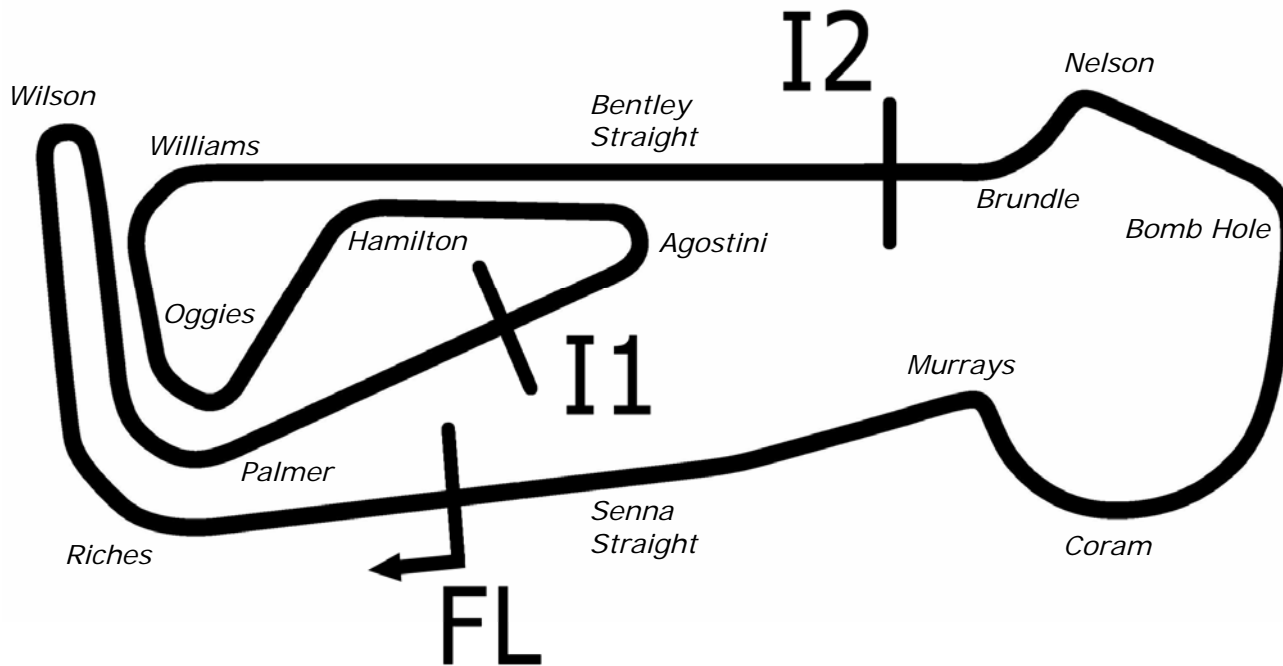
Snetterton 300

3rd July 2021

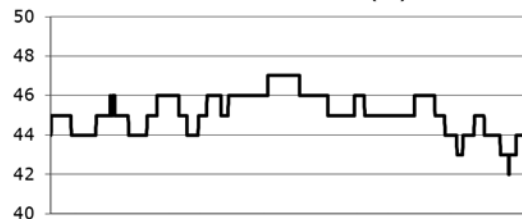


Results Provided by Timing Solutions Ltd
www.tsl-timing.com

Snetterton 300



Circuit Altitude (m)



Length	2.9689 miles	4778.0 m	
FL		52.46340 N	0.94476 E
I1	1545m	52.46487 N	0.94466 E
I2	3198m	52.46617 N	0.94964 E
Pit Entry	4572m	52.46364 N	0.94774 E
Pit Exit	40m after FL	52.46338 N	0.94420 E
Pit Entry-Pit Exit	246m, 17.7s @50kph, 14.7s @60kph		

All results available at www.tsl-timing.com

Radical SR1 Cup Championship

QUALIFYING - RACE 1 - CLASSIFICATION

POS	NO	CL	PIC NAME	ENTRY	TIME	ON	LAPS	GAP	DIFF	MPH
1	39	R	1 James LAY	Radical SR1 Gen 2	2:22.592	7	8			74.95
2	21		1 Will HUNT	Radical SR1 Gen 2	2:23.111	8	8	0.519	0.519	74.68
3	19		2 Dean WARRINER	Radical SR1 Gen 2	2:24.287	8	8	1.695	1.176	74.07
4	27		3 Mackenzie WALKER	Radical SR1 Gen 2	2:25.738	8	8	3.146	1.451	73.33
5	4	R	2 Ben STONE	Radical SR1 Gen 2	2:26.126	8	8	3.534	0.388	73.14
6	18	F	1 Mark WILLIAMS	Radical SR1 Gen 2	2:26.562	8	8	3.970	0.436	72.92
7	93	R	3 Alex SPOONER	Radical SR1 Gen 2	2:28.199	7	8	5.607	1.637	72.11
8	34	F	2 Ian COWLEY	Radical SR1 Gen 2	2:28.271	6	7	5.679	0.072	72.08
9	7		4 Frazer MCFADDEN	Radical SR1 Gen 2	2:28.422	2	3	5.830	0.151	72.01
10	10	F	3 John CAUDWELL	Radical SR1 Gen 2	2:31.169	3	7	8.577	2.747	70.70
11	40	R	4 James HADLEY	Radical SR1 Gen 2	2:31.240	6	8	8.648	0.071	70.66
12	66	F	4 Brian CAUDWELL	Radical SR1 Gen 2	2:34.463	3	3	11.871	3.223	69.19
13	16		5 Sven THOMPSON	Radical SR1 Gen 2	2:44.144	7	7	21.552	9.681	65.11

Weather / Track : Cloudy / Wet

These results are provisional until the conclusion of any judicial and technical matters.

Snetterton 300

Circuit Length = 2.9689 miles

Start: 09:00 Flag 09:20 End: 09:22

Clerk Of Course :	Stewards :	Timekeeper : Lisa Sneader
-------------------	------------	---------------------------

Radical SR1 Cup Championship

QUALIFYING - RACE 3 - 2ND FASTEST CLASSIFICATION

POS	NO	CL	PIC NAME	ENTRY	TIME	ON	LAPS	GAP	DIFF	MPH
1	39	R	1 James LAY	Radical SR1 Gen 2	2:23.778	8	8			74.33
2	21		1 Will HUNT	Radical SR1 Gen 2	2:24.259	7	8	0.481	0.481	74.08
3	19		2 Dean WARRINER	Radical SR1 Gen 2	2:25.457	7	8	1.679	1.198	73.47
4	27		3 Mackenzie WALKER	Radical SR1 Gen 2	2:26.874	7	8	3.096	1.417	72.77
5	4	R	2 Ben STONE	Radical SR1 Gen 2	2:27.032	7	8	3.254	0.158	72.69
6	18	F	1 Mark WILLIAMS	Radical SR1 Gen 2	2:29.107	3	8	5.329	2.075	71.68
7	93	R	3 Alex SPOONER	Radical SR1 Gen 2	2:30.698	6	8	6.920	1.591	70.92
8	34	F	2 Ian COWLEY	Radical SR1 Gen 2	2:31.361	5	7	7.583	0.663	70.61
9	40	R	4 James HADLEY	Radical SR1 Gen 2	2:31.807	7	8	8.029	0.446	70.40
10	7		4 Frazer MCFADDEN	Radical SR1 Gen 2	2:35.312	3	3	11.534	3.505	68.81
11	10	F	3 John CAUDWELL	Radical SR1 Gen 2	2:36.260	6	7	12.482	0.948	68.39
12	16		5 Sven THOMPSON	Radical SR1 Gen 2	2:44.966	3	7	21.188	8.706	64.78
13	66	F	4 Brian CAUDWELL	Radical SR1 Gen 2	2:49.950	2	3	26.172	4.984	62.88

Weather / Track : Cloudy / Wet

These results are provisional until the conclusion of any judicial and technical matters.

Snetterton 300

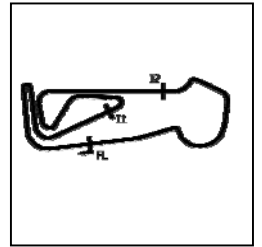
Circuit Length = 2.9689 miles

Start: 09:00 Flag 09:20 End: 09:22

Clerk Of Course :	Stewards :	Timekeeper : Lisa Sneader
-------------------	------------	---------------------------

Radical SR1 Cup Championship

QUALIFYING - RACES 1 & 3 - SECTOR ANALYSIS



SECTOR 1 = FL to I1, SECTOR 2 = I1 to I2, SECTOR 3 = I2 to FL, DIFF = Difference To Personal Best Lap, P = Crossed Finish Line in Pit Lane, D = Time Disallowed

P1 39 R		James LAY		Radical SR1 Gen 2			
IDEAL LAP TIME : 2:22.592		BEST LAP TIME : 2:22.592		DIFFERENCE : 0.000			
LAP	SECTOR 1	SECTOR 2	SECTOR 3	LAP TIME	MPH	DIFF	TIME OF DAY
1 -	OUTLAP	58.273	50.635	2:38.537	67.41	15.945	09:03:03.261
2 -	45.917	53.675	49.414	2:29.006	71.72	6.414	09:05:32.267
3 -	45.894	53.095	48.407	2:27.396	72.51	4.804	09:07:59.663
4 -	44.868	52.102	48.434	2:25.404	73.50	2.812	09:10:25.067
5 -	45.037	51.303	48.217	2:24.557	73.93	1.965	09:12:49.624
6 -	45.033	51.231	47.869	2:24.133 (3)	74.15	1.541	09:15:13.757
7 -	44.208	50.687	47.697	2:22.592 (1)	74.95		09:17:36.349
8 -	44.397	51.342	48.039	2:23.778 (2)	74.33	1.186	09:20:00.127

P2 21		Will HUNT		Radical SR1 Gen 2			
IDEAL LAP TIME : 2:22.889		BEST LAP TIME : 2:23.111		DIFFERENCE : 0.222			
LAP	SECTOR 1	SECTOR 2	SECTOR 3	LAP TIME	MPH	DIFF	TIME OF DAY
1 -	OUTLAP	55.484	51.678	2:38.101	67.60	14.990	09:02:46.288
2 -	46.328	54.079	49.374	2:29.781	71.35	6.670	09:05:16.069
3 -	45.148	1:01.567	49.210	2:35.925	68.54	12.814	09:07:51.994
4 -	44.730	52.145	49.659	2:26.534 (3)	72.93	3.423	09:10:18.528
5 -	44.690	52.554	50.107	2:27.351	72.53	4.240	09:12:45.879
6 -	1:07.024	51.701	50.133	2:48.858	63.29	25.747	09:15:34.737
7 -	44.781	51.057	48.421	2:24.259 (2)	74.08	1.148	09:17:58.996
8 -	43.618	50.850	48.643	2:23.111 (1)	74.68		09:20:22.107

P3 19		Dean WARRINER		Radical SR1 Gen 2			
IDEAL LAP TIME : 2:24.146		BEST LAP TIME : 2:24.287		DIFFERENCE : 0.141			
LAP	SECTOR 1	SECTOR 2	SECTOR 3	LAP TIME	MPH	DIFF	TIME OF DAY
1 -	OUTLAP	54.059	50.359	2:33.164	69.78	8.877	09:02:47.231
2 -	45.573	54.278	49.263	2:29.114	71.67	4.827	09:05:16.345
3 -	46.569	52.736	49.564	2:28.869	71.79	4.582	09:07:45.214
4 -	45.639	1:01.934	49.930	2:37.503	67.85	13.216	09:10:22.717
5 -	45.519	52.137	49.185	2:26.841 (3)	72.78	2.554	09:12:49.558
6 -	45.636	52.382	49.162	2:27.180	72.61	2.893	09:15:16.738
7 -	44.948	51.713	48.796	2:25.457 (2)	73.47	1.170	09:17:42.195
8 -	44.555	51.168	48.564	2:24.287 (1)	74.07		09:20:06.482

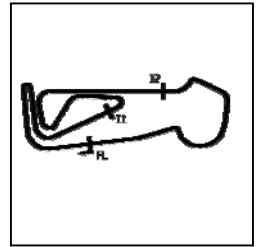
P4 27		Mackenzie WALKER		Radical SR1 Gen 2			
IDEAL LAP TIME : 2:25.738		BEST LAP TIME : 2:25.738		DIFFERENCE : 0.000			
LAP	SECTOR 1	SECTOR 2	SECTOR 3	LAP TIME	MPH	DIFF	TIME OF DAY
1 -	OUTLAP	1:05.863	50.778	2:49.237	63.15	23.499	09:03:11.986
2 -	46.542	52.636	53.775	2:32.953	69.87	7.215	09:05:44.939
3 -	45.793	52.711	49.313	2:27.817	72.30	2.079	09:08:12.756
4 -	47.056	53.620	49.696	2:30.372	71.07	4.634	09:10:43.128
5 -	45.632	1:02.987	49.237	2:37.856	67.70	12.118	09:13:20.984
6 -	45.906	51.702	49.638	2:27.246 (3)	72.58	1.508	09:15:48.230
7 -	45.299	51.941	49.634	2:26.874 (2)	72.77	1.136	09:18:15.104
8 -	45.081	51.579	49.078	2:25.738 (1)	73.33		09:20:40.842

Weather / Track : Cloudy / Wet

Snetterton 300
 Circuit Length = 2.9689 miles
 Start: 09:00 Flag 09:20 End: 09:22

Radical SR1 Cup Championship

QUALIFYING - RACES 1 & 3 - SECTOR ANALYSIS



SECTOR 1 = FL to I1, SECTOR 2 = I1 to I2, SECTOR 3 = I2 to FL, DIFF = Difference To Personal Best Lap, P = Crossed Finish Line in Pit Lane, D = Time Disallowed

P5		4 R		Ben STONE		Radical SR1 Gen 2	
IDEAL LAP TIME : 2:26.000		BEST LAP TIME : 2:26.126		DIFFERENCE : 0.126			
LAP	SECTOR 1	SECTOR 2	SECTOR 3	LAP TIME	MPH	DIFF	TIME OF DAY
1 -	OUTLAP	54.017	51.368	2:38.306	67.51	12.180	09:02:58.192
2 -	46.657	55.361	50.453	2:32.471	70.09	6.345	09:05:30.663
3 -	48.833	52.518	52.769	2:34.120	69.34	7.994	09:08:04.783
4 -	46.492	59.112	49.873	2:35.477	68.74	9.351	09:10:40.260
5 -	46.194	1:00.553	49.633	2:36.380	68.34	10.254	09:13:16.640
6 -	45.076	52.382	49.863	2:27.321 (3)	72.54	1.195	09:15:43.961
7 -	45.409	52.484	49.139	2:27.032 (2)	72.69	0.906	09:18:10.993
8 -	44.591	52.508	49.027	2:26.126 (1)	73.14		09:20:37.119

P6		18 F		Mark WILLIAMS		Radical SR1 Gen 2	
IDEAL LAP TIME : 2:26.562		BEST LAP TIME : 2:26.562		DIFFERENCE : 0.000			
LAP	SECTOR 1	SECTOR 2	SECTOR 3	LAP TIME	MPH	DIFF	TIME OF DAY
1 -	OUTLAP	56.606	52.734	2:48.970	63.25	22.408	09:03:20.429
2 -	48.644	53.357	50.974	2:32.975 (3)	69.86	6.413	09:05:53.404
3 -	46.733	52.698	49.676	2:29.107 (2)	71.68	2.545	09:08:22.511
4 -	47.352	53.291	1:00.510	2:41.153	66.32	14.591	09:11:03.664
5 -	45.757	1:00.869	50.287	2:36.913	68.11	10.351	09:13:40.577
6 -	45.749	59.071	50.120	2:34.940	68.98	8.378	09:16:15.517
7 -	45.869	52.106	58.568	2:36.543	68.27	9.981	09:18:52.060
8 -	45.347	51.752	49.463	2:26.562 (1)	72.92		09:21:18.622

P7		93 R		Alex SPOONER		Radical SR1 Gen 2	
IDEAL LAP TIME : 2:27.293		BEST LAP TIME : 2:28.199		DIFFERENCE : 0.906			
LAP	SECTOR 1	SECTOR 2	SECTOR 3	LAP TIME	MPH	DIFF	TIME OF DAY
1 -	OUTLAP	1:01.195	52.359	2:48.181	63.55	19.982	09:03:06.595
2 -	48.396	54.078	51.079	2:33.553	69.60	5.354	09:05:40.148
3 -	47.411	53.189	50.220	2:30.820 (3)	70.86	2.621	09:08:10.968
4 -	52.812	53.788	50.816	2:37.416	67.89	9.217	09:10:48.384
5 -	47.206	52.978	50.817	2:31.001	70.78	2.802	09:13:19.385
6 -	48.216	52.917	49.565	2:30.698 (2)	70.92	2.499	09:15:50.083
7 -	45.603	52.125	50.471	2:28.199 (1)	72.11		09:18:18.282
8 -	55.634	55.400	52.948	2:43.982	65.17	15.783	09:21:02.264

P8		34 F		Ian COWLEY		Radical SR1 Gen 2	
IDEAL LAP TIME : 2:27.991		BEST LAP TIME : 2:28.271		DIFFERENCE : 0.280			
LAP	SECTOR 1	SECTOR 2	SECTOR 3	LAP TIME	MPH	DIFF	TIME OF DAY
1 -	OUTLAP	1:00.894	51.750	2:44.520	64.96	16.249	09:02:56.413
2 -	46.729	59.015	51.820	2:37.564	67.83	9.293	09:05:33.977
3 -	47.512	55.227	50.364	2:33.103	69.80	4.832	09:08:07.080
4 -	47.019	57.497	50.518	2:35.034	68.94	6.763	09:10:42.114
5 -	48.082	53.225	50.054	2:31.361 (2)	70.61	3.090	09:13:13.475
6 -	46.403	52.159	49.709	2:28.271 (1)	72.08		09:15:41.746
7 -	46.506	55.597	49.865	2:31.968 (3)	70.33	3.697	09:18:13.714

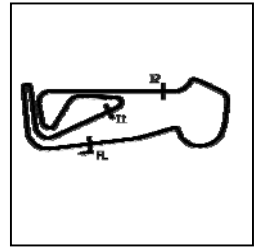
P9		7		Frazer MCFADDEN		Radical SR1 Gen 2	
IDEAL LAP TIME : 2:26.960		BEST LAP TIME : 2:28.422		DIFFERENCE : 1.462			
LAP	SECTOR 1	SECTOR 2	SECTOR 3	LAP TIME	MPH	DIFF	TIME OF DAY
1 -	OUTLAP	53.999	50.040	2:35.184	68.87	6.762	09:02:48.636
2 -	46.460	52.857	49.105	2:28.422 (1)	72.01		09:05:17.058
3 -	53.175	53.013	49.124	2:35.312 (2)	68.81	6.890	09:07:52.370

Weather / Track : Cloudy / Wet

Snetterton 300
Circuit Length = 2.9689 miles
Start: 09:00 Flag 09:20 End: 09:22

Radical SR1 Cup Championship

QUALIFYING - RACES 1 & 3 - SECTOR ANALYSIS



SECTOR 1 = FL to I1, SECTOR 2 = I1 to I2, SECTOR 3 = I2 to FL, DIFF = Difference To Personal Best Lap, P = Crossed Finish Line in Pit Lane, D = Time Disallowed

P10 10 F		John CAUDWELL		Radical SR1 Gen 2			
IDEAL LAP TIME : 2:30.313		BEST LAP TIME : 2:31.169		DIFFERENCE : 0.856			
LAP	SECTOR 1	SECTOR 2	SECTOR 3	LAP TIME	MPH	DIFF	TIME OF DAY
1 -	OUTLAP	58.954	51.926	2:42.249	65.87	11.080	09:02:52.967
2 -	47.903	57.740	51.706	2:37.349 (3)	67.92	6.180	09:05:30.316
3 -	47.371	53.398	50.400	2:31.169 (1)	70.70		09:08:01.485
4 -	46.515	1:30.325	51.940	3:08.780	56.61	37.611	09:11:10.265
5 -	1:22.573	1:04.011	53.119	3:19.703	53.51	48.534	09:14:29.968
6 -	48.207	54.512	53.541	2:36.260 (2)	68.39	5.091	09:17:06.228
7 -	48.631	1:02.010	52.068	2:42.709	65.68	11.540	09:19:48.937

P11 40 R		James HADLEY		Radical SR1 Gen 2			
IDEAL LAP TIME : 2:31.033		BEST LAP TIME : 2:31.240		DIFFERENCE : 0.207			
LAP	SECTOR 1	SECTOR 2	SECTOR 3	LAP TIME	MPH	DIFF	TIME OF DAY
1 -	OUTLAP	56.538	54.617	2:45.453	64.59	14.213	09:03:12.677
2 -	46.951	55.452	51.780	2:34.183	69.32	2.943	09:05:46.860
3 -	47.064	54.080	51.071	2:32.215 (3)	70.21	0.975	09:08:19.075
4 -	1:22.394	57.330	51.350	3:11.074	55.93	39.834	09:11:30.149
5 -	47.080	1:04.647	51.605	2:43.332	65.43	12.092	09:14:13.481
6 -	46.867	54.287	50.086	2:31.240 (1)	70.66		09:16:44.721
7 -	47.096	54.288	50.423	2:31.807 (2)	70.40	0.567	09:19:16.528
8 -	57.743	56.725	52.779	2:47.247	63.90	16.007	09:22:03.775

P12 66 F		Brian CAUDWELL		Radical SR1 Gen 2			
IDEAL LAP TIME : 2:28.653		BEST LAP TIME : 2:34.463		DIFFERENCE : 5.810			
LAP	SECTOR 1	SECTOR 2	SECTOR 3	LAP TIME	MPH	DIFF	TIME OF DAY
1 -	OUTLAP	53.188	51.251	2:34.892	69.00	0.429	09:02:44.513
2 -	46.331	1:13.466	50.153	2:49.950 (2)	62.88	15.487	09:05:34.463
3 -	46.287	58.333	49.843	2:34.463 (1)	69.19		09:08:08.926

P13 16		Sven THOMPSON		Radical SR1 Gen 2			
IDEAL LAP TIME : 2:43.158		BEST LAP TIME : 2:44.144		DIFFERENCE : 0.986			
LAP	SECTOR 1	SECTOR 2	SECTOR 3	LAP TIME	MPH	DIFF	TIME OF DAY
1 -	OUTLAP	1:09.113	58.103	3:08.168	56.80	24.024	09:03:41.066
2 -	1:01.370	1:05.593	57.634	3:04.597	57.89	20.453	09:06:45.663
3 -	51.374	57.916	55.676	2:44.966 (2)	64.78	0.822	09:09:30.629
4 -	58.567	58.105	1:08.562	3:05.234	57.70	21.090	09:12:35.863
5 -	53.077	1:01.193	58.317	2:52.587	61.92	8.443	09:15:28.450
6 -	53.272	59.341	58.123	2:50.736 (3)	62.60	6.592	09:18:19.186
7 -	50.744	56.738	56.662	2:44.144 (1)	65.11		09:21:03.330

Weather / Track : Cloudy / Wet

Snetterton 300
Circuit Length = 2.9689 miles
Start: 09:00 Flag 09:20 End: 09:22

Radical SR1 Cup Championship

QUALIFYING - RACES 1 & 3 - STATISTICS

Competitors Started 13
Planned Start 2021-07-03 @ 09:00:00.000
Actual Start 2021-07-03 @ 09:00:07.280
Finish Time 2021-07-03 @ 09:20:13.696
Track Length 2.9689mi.
Total Laps 91
Total Distance Covered 270.1709mi.

Session Fastest Lap History

NO	CL	NAME	LAP TIME	TIME OF DAY	LAP	VEHICLE
21		Will HUNT	2:29.781	09:05:16.084	2	Radical SR1 Gen 2
19		Dean WARRINER	2:29.114	09:05:16.356	2	Radical SR1 Gen 2
7		Frazer MCFADDEN	2:28.422	09:05:17.068	2	Radical SR1 Gen 2
39	R	James LAY	2:27.396	09:07:59.677	3	Radical SR1 Gen 2
21		Will HUNT	2:26.534	09:10:18.544	4	Radical SR1 Gen 2
39	R	James LAY	2:25.404	09:10:25.081	4	Radical SR1 Gen 2
39	R	James LAY	2:24.557	09:12:49.624	5	Radical SR1 Gen 2
39	R	James LAY	2:24.133	09:15:13.771	6	Radical SR1 Gen 2
39	R	James LAY	2:22.592	09:17:36.363	7	Radical SR1 Gen 2

Flag History

TYPE	TIME OF DAY
GREEN	09:00:07.280
FINISH	09:20:13.696

Flag Statistics

TYPE	COUNT	TOTAL LAPS	TOTAL TIME
Green	1	8	22:42.087
Red	0	0	0.000
Safety Car	0	0	0.000
FCY	0	0	0.000

Radical SR1 Cup Championship

QUALIFYING - RACES 1 & 3 - STATISTICS

CLASS :

5 Starters

Fastest Lap History

NO	NAME	LAP TIME	TIME OF DAY	LAP	VEHICLE
21	Will HUNT	2:29.781	09:05:16.084	2	Radical SR1 Gen 2
19	Dean WARRINER	2:29.114	09:05:16.356	2	Radical SR1 Gen 2
7	Frazer MCFADDEN	2:28.422	09:05:17.068	2	Radical SR1 Gen 2
27	Mackenzie WALKER	2:27.817	09:08:12.771	3	Radical SR1 Gen 2
21	Will HUNT	2:26.534	09:10:18.544	4	Radical SR1 Gen 2
19	Dean WARRINER	2:25.457	09:17:42.205	7	Radical SR1 Gen 2
21	Will HUNT	2:24.259	09:17:59.011	7	Radical SR1 Gen 2
21	Will HUNT	2:23.111	09:20:22.122	8	Radical SR1 Gen 2

Weather / Track : Cloudy / Wet

Results can be found at www.tsl-timing.com

Page 2 of 4

Snetterton 300
Circuit Length = 2.9689 miles
Start: 09:00 Flag 09:20 End: 09:22

Printed - 09:29 Saturday, 03 July 2021

Radical SR1 Cup Championship

QUALIFYING - RACES 1 & 3 - STATISTICS

CLASS : R

4 Starters

Fastest Lap History

NO	NAME	LAP TIME	TIME OF DAY	LAP	VEHICLE
4	Ben STONE	2:32.471	09:05:30.674	2	Radical SR1 Gen 2
39	James LAY	2:29.006	09:05:32.281	2	Radical SR1 Gen 2
39	James LAY	2:27.396	09:07:59.677	3	Radical SR1 Gen 2
39	James LAY	2:25.404	09:10:25.081	4	Radical SR1 Gen 2
39	James LAY	2:24.557	09:12:49.624	5	Radical SR1 Gen 2
39	James LAY	2:24.133	09:15:13.771	6	Radical SR1 Gen 2
39	James LAY	2:22.592	09:17:36.363	7	Radical SR1 Gen 2

Weather / Track : Cloudy / Wet

Results can be found at www.tsl-timing.com

Page 3 of 4

Snetterton 300
Circuit Length = 2.9689 miles
Start: 09:00 Flag 09:20 End: 09:22

Printed - 09:29 Saturday, 03 July 2021

Radical SR1 Cup Championship

QUALIFYING - RACES 1 & 3 - STATISTICS

CLASS : F

4 Starters

Fastest Lap History

NO	NAME	LAP TIME	TIME OF DAY	LAP	VEHICLE
10	John CAUDWELL	2:37.349	09:05:30.332	2	Radical SR1 Gen 2
18	Mark WILLIAMS	2:32.975	09:05:53.413	2	Radical SR1 Gen 2
10	John CAUDWELL	2:31.169	09:08:01.500	3	Radical SR1 Gen 2
18	Mark WILLIAMS	2:29.107	09:08:22.521	3	Radical SR1 Gen 2
34	Ian COWLEY	2:28.271	09:15:41.760	6	Radical SR1 Gen 2
18	Mark WILLIAMS	2:26.562	09:21:18.632	8	Radical SR1 Gen 2

Weather / Track : Cloudy / Wet

Results can be found at www.tsl-timing.com


Page 4 of 4

Snetterton 300
Circuit Length = 2.9689 miles
Start: 09:00 Flag 09:20 End: 09:22

Printed - 09:29 Saturday, 03 July 2021

Radical SR1 Cup Championship

RACE 1 - GRID (20 minutes)

ROW 7	13	2:44.144 16 Sven THOMPSON	
ROW 6	11	2:31.240 40 James HADLEY	12
			2:34.463 66 Brian CAUDWELL
ROW 5	9	2:28.422 7 Frazer MCFADDEN	10
			2:31.169 10 John CAUDWELL
ROW 4	7	2:28.199 93 Alex SPOONER	8
			2:28.271 34 Ian COWLEY
ROW 3	5	2:26.126 4 Ben STONE	6
			2:26.562 18 Mark WILLIAMS
ROW 2	3	2:24.287 19 Dean WARRINER	4
			2:25.738 27 Mackenzie WALKER
ROW 1	1	2:22.592 39 James LAY	2
			2:23.111 21 Will HUNT
Pole			
			

Snetterton 300


These results are provisional until the conclusion of any judicial and technical matters.

Circuit Length = 2.9689 miles

Clerk Of Course :	Stewards :	Timekeeper : Lisa Sneader
-------------------	------------	---------------------------

Radical SR1 Cup Championship

RACE 3 - GRID (20 minutes)

ROW 7	13	2:49.950 66 Brian CAUDWELL	
ROW 6	11	2:36.260 10 John CAUDWELL	12
			2:44.966 16 Sven THOMPSON
ROW 5	9	2:31.807 40 James HADLEY	10
			2:35.312 7 Frazer MCFADDEN
ROW 4	7	2:30.698 93 Alex SPOONER	8
			2:31.361 34 Ian COWLEY
ROW 3	5	2:27.032 4 Ben STONE	6
			2:29.107 18 Mark WILLIAMS
ROW 2	3	2:25.457 19 Dean WARRINER	4
			2:26.874 27 Mackenzie WALKER
ROW 1	1	2:23.778 39 James LAY	2
			2:24.259 21 Will HUNT
Pole			
			

These results are provisional until the conclusion of any judicial and technical matters.

Snetterton 300
Circuit Length = 2.9689 miles

Clerk Of Course :	Stewards :	Timekeeper : Lisa Sneader
-------------------	------------	---------------------------

Radical SR1 Cup Championship

RACE 1 - CLASSIFICATION

POS	NO	CL	PIC NAME	ENTRY	LAPS	TIME	GAP	DIFF	MPH	BEST	ON
1	39	R	1 James LAY	Radical SR1 Gen 2	9	19:59.983			80.16	1:58.584	9
2	21		1 Will HUNT	Radical SR1 Gen 2	9	20:00.568	0.585	0.585	80.12	1:58.250	9
3	7		2 Frazer MCFADDEN	Radical SR1 Gen 2	9	20:01.970	1.987	1.402	80.02	1:58.693	5
4	18	F	1 Mark WILLIAMS	Radical SR1 Gen 2	9	20:04.341	4.358	2.371	79.87	2:00.187	4
5	4	R	2 Ben STONE	Radical SR1 Gen 2	9	20:04.680	4.697	0.339	79.84	2:00.340	5
6	34	F	2 Ian COWLEY	Radical SR1 Gen 2	9	20:05.100	5.117	0.420	79.82	2:00.289	9
7	40	R	3 James HADLEY	Radical SR1 Gen 2	9	20:06.621	6.638	1.521	79.72	2:00.740	9
8	10	F	3 John CAUDWELL	Radical SR1 Gen 2	9	20:13.218	13.235	6.597	79.28	2:01.820	4
9	16		3 Sven THOMPSON	Radical SR1 Gen 2	9	20:14.040	14.057	0.822	79.23	2:03.164	6
10	19		4 Dean WARRINER	Radical SR1 Gen 2	8	18:09.504	1 Lap	1 Lap	78.48	1:58.838	4
11	93	R	4 Alex SPOONER	Radical SR1 Gen 2	8	20:13.689	1 Lap	2:04.185	70.45	2:03.153	8

NOT CLASSIFIED

NC	27		Mackenzie WALKER	Radical SR1 Gen 2	7	16:01.513	2 Laps	1 Lap	77.81	1:58.811	5
NC	66	F	Brian CAUDWELL	Radical SR1 Gen 2	4	8:12.377	5 Laps	3 Laps	86.82	1:59.546	4

FASTEST LAP

	21		Will HUNT	Radical SR1 Gen 2	9	1:58.250		90.38 mph		145.46 kph	
	39	R	James LAY	Radical SR1 Gen 2	9	1:58.584		90.13 mph		145.05 kph	
	66	F	Brian CAUDWELL	Radical SR1 Gen 2	4	1:59.546		89.40 mph		143.88 kph	

Weather / Track : Cloudy / Dry

These results are provisional until the conclusion of any judicial and technical matters.

Snetterton 300: 2.9689 miles

Race Distance: 9 Laps / 26.72 miles

Start: 11:30 Flag 11:50 End: 11:52

Clerk Of Course : Gary Tanner

Stewards :

Timekeeper : Lisa Sneader

Radical SR1 Cup Championship

RACE 1 - LAP CHART

LAP 1 @ 11:32:40.404			LAP 2 @ 11:34:40.413			LAP 3 @ 11:36:39.894			LAP 4 @ 11:38:38.772			LAP 5 @ 11:40:37.567		
NO	BEHIND	LAP TIME	NO	BEHIND	LAP TIME	NO	BEHIND	LAP TIME	NO	BEHIND	LAP TIME	NO	BEHIND	LAP TIME
39		2:06.244	39		2:00.009	39		1:59.481	39		1:58.878	39		1:58.795
21	0.427	2:06.671	27	0.897	1:59.863	27	0.654	1:59.238	27	0.732	1:58.956	27	0.748	1:58.811
19	0.555	2:06.799	19	1.635	2:01.089	19	1.515	1:59.361	19	1.475	1:58.838	19	1.545	1:58.865
27	1.043	2:07.287	7	2.063	2:00.872	7	2.091	1:59.509	7	2.061	1:58.848	7	1.959	1:58.693
7	1.200	2:07.444	21	2.651	2:02.233	21	3.898	2:00.728	21	3.849	1:58.829	21	3.646	1:58.592
18	2.598	2:08.842	18	4.123	2:01.534	18	5.361	2:00.719	18	6.670	2:00.187	18	9.990	2:02.115
4	3.785	2:10.029	4	5.415	2:01.639	4	6.297	2:00.363	66	7.765	1:59.546	4	10.327	2:00.340
34	4.385	2:10.629	66	6.737	2:01.731	66	7.097	1:59.841	4	8.782	2:01.363	34	13.327	2:00.736
10	4.656	2:10.900	34	7.319	2:02.943	34	9.447	2:01.609	34	11.386	2:00.817	40	14.346	2:01.354
66	5.015	2:11.259	40	7.718	2:01.933	40	9.785	2:01.548	40	11.787	2:00.880	10	18.321	2:02.350
40	5.794	2:12.038	10	8.660	2:04.013	10	11.824	2:02.645	10	14.766	2:01.820	16	31.181	2:03.625
16	8.448	2:14.692	16	13.883	2:05.444	16	21.800	2:07.398	16	26.351	2:03.429	93	1 Lap	2:04.813
			93	1 Lap	4:54.631 P	93	1 Lap	2:12.110	93	1 Lap	2:06.355			

Weather / Track : Cloudy / Dry

Results can be found at www.tsl-timing.com

Page 1 of 2

Snetterton 300
 Circuit Length = 2.9689 miles
 Start: 11:30 Flag 11:50 End: 11:52

Printed - 11:53 Saturday, 03 July 2021

Radical SR1 Cup Championship

RACE 1 - LAP CHART

LAP 6 @ 11:42:41.324			LAP 7 @ 11:46:35.472			LAP 8 @ 11:48:35.559			LAP 9 @ 11:50:34.143		
NO	BEHIND	LAP TIME	NO	BEHIND	LAP TIME	NO	BEHIND	LAP TIME	NO	BEHIND	LAP TIME
39		2:03.757	39		3:54.148	39		2:00.087	39		1:58.584
27	0.327	2:03.336	27	0.201	3:54.022	7	0.786	2:00.095	21	0.585	1:58.250
19	0.910	2:03.122	19	0.332	3:53.570	21	0.919	2:00.103	7	1.987	1:59.785
7	1.310	2:03.108	7	0.778	3:53.616	18	2.381	2:01.107	18	4.358	2:00.561
21	1.741	2:01.852	21	0.903	3:53.310	4	2.892	2:01.168	4	4.697	2:00.389
18	6.569	2:00.336	18	1.361	3:48.940	34	3.412	2:01.141	34	5.117	2:00.289
4	7.262	2:00.692	4	1.811	3:48.697	40	4.482	2:01.007	40	6.638	2:00.740
34	9.871	2:00.301	34	2.358	3:46.635	19	8.105	2:07.860	10	13.235	2:03.302
40	11.992	2:01.403	40	3.562	3:45.718	10	8.517	2:04.519	93	1 Lap	2:03.153
10	18.815	2:04.251	10	4.085	3:39.418	16	8.893	2:03.877	16	14.057	2:03.748
16	30.588	2:03.164	16	5.103	3:28.663	93	1 Lap	2:03.525			
93	1 Lap	2:06.010	93	1 Lap	2:43.092						

Weather / Track : Cloudy / Dry

Results can be found at www.tsl-timing.com

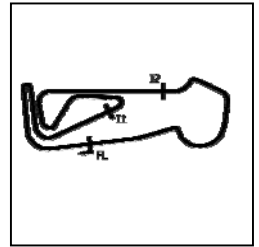
Page 2 of 2

Snetterton 300
Circuit Length = 2.9689 miles
Start: 11:30 Flag 11:50 End: 11:52

Printed - 11:53 Saturday, 03 July 2021

Radical SR1 Cup Championship

RACE 1 - SECTOR ANALYSIS



SECTOR 1 = FL to I1, SECTOR 2 = I1 to I2, SECTOR 3 = I2 to FL, DIFF = Difference To Personal Best Lap, P = Crossed Finish Line in Pit Lane, D = Time Disallowed

P1 39 R		James LAY		Radical SR1 Gen 2			
IDEAL LAP TIME : 1:58.426		BEST LAP TIME : 1:58.584		DIFFERENCE : 0.158			
LAP	SECTOR 1	SECTOR 2	SECTOR 3	LAP TIME	MPH	DIFF	TIME OF DAY
1 -		43.472	40.733	2:06.244	84.66	7.660	11:32:40.404
2 -	37.601	43.090	39.318	2:00.009	89.06	1.425	11:34:40.413
3 -	37.529	42.739	39.213	1:59.481	89.45	0.897	11:36:39.894
4 -	37.256	42.634	38.988	1:58.878 (3)	89.90	0.294	11:38:38.772
5 -	37.188	42.625	38.982	1:58.795 (2)	89.97	0.211	11:40:37.567
6 -	37.280	42.688	43.789	2:03.757	86.36	5.173	11:42:41.324
7 -	1:18.254	1:29.749	1:06.145	3:54.148	45.64	1:55.564	11:46:35.472
8 -	38.422	42.815	38.850	2:00.087	89.00	1.503	11:48:35.559
9 -	37.346	42.442	38.796	1:58.584 (1)	90.13		11:50:34.143

P2 21		Will HUNT		Radical SR1 Gen 2			
IDEAL LAP TIME : 1:57.774		BEST LAP TIME : 1:58.250		DIFFERENCE : 0.476			
LAP	SECTOR 1	SECTOR 2	SECTOR 3	LAP TIME	MPH	DIFF	TIME OF DAY
1 -		43.130	41.089	2:06.671	84.37	8.421	11:32:40.831
2 -	38.048	42.782	41.403	2:02.233	87.44	3.983	11:34:43.064
3 -	38.572	42.978	39.178	2:00.728	88.53	2.478	11:36:43.792
4 -	37.351	42.521	38.957	1:58.829 (3)	89.94	0.579	11:38:42.621
5 -	36.980	42.418	39.194	1:58.592 (2)	90.12	0.342	11:40:41.213
6 -	37.441	42.767	41.644	2:01.852	87.71	3.602	11:42:43.065
7 -	1:19.131	1:29.181	1:04.998	3:53.310	45.81	1:55.060	11:46:36.375
8 -	38.985	42.562	38.556	2:00.103	88.99	1.853	11:48:36.478
9 -	37.253	42.238	38.759	1:58.250 (1)	90.38		11:50:34.728

P3 7		Frazer MCFADDEN		Radical SR1 Gen 2			
IDEAL LAP TIME : 1:58.517		BEST LAP TIME : 1:58.693		DIFFERENCE : 0.176			
LAP	SECTOR 1	SECTOR 2	SECTOR 3	LAP TIME	MPH	DIFF	TIME OF DAY
1 -		43.327	40.390	2:07.444	83.86	8.751	11:32:41.604
2 -	38.009	43.379	39.484	2:00.872	88.42	2.179	11:34:42.476
3 -	37.414	42.645	39.450	1:59.509 (3)	89.43	0.816	11:36:41.985
4 -	37.372	42.350	39.126	1:58.848 (2)	89.93	0.155	11:38:40.833
5 -	37.081	42.398	39.214	1:58.693 (1)	90.04		11:40:39.526
6 -	37.389	42.581	43.138	2:03.108	86.81	4.415	11:42:42.634
7 -	1:18.814	1:29.416	1:05.386	3:53.616	45.75	1:54.923	11:46:36.250
8 -	38.449	42.560	39.086	2:00.095	88.99	1.402	11:48:36.345
9 -	37.830	42.609	39.346	1:59.785	89.22	1.092	11:50:36.130

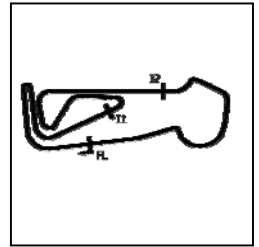
P4 18 F		Mark WILLIAMS		Radical SR1 Gen 2			
IDEAL LAP TIME : 2:00.019		BEST LAP TIME : 2:00.187		DIFFERENCE : 0.168			
LAP	SECTOR 1	SECTOR 2	SECTOR 3	LAP TIME	MPH	DIFF	TIME OF DAY
1 -		44.363	40.461	2:08.842	82.95	8.655	11:32:43.002
2 -	38.115	43.517	39.902	2:01.534	87.94	1.347	11:34:44.536
3 -	37.797	43.182	39.740	2:00.719	88.53	0.532	11:36:45.255
4 -	37.580	42.921	39.686	2:00.187 (1)	88.92		11:38:45.442
5 -	37.564	43.098	41.453	2:02.115	87.52	1.928	11:40:47.557
6 -	37.711	42.907	39.718	2:00.336 (2)	88.81	0.149	11:42:47.893
7 -	1:15.872	1:28.413	1:04.655	3:48.940	46.68	1:48.753	11:46:36.833
8 -	38.352	43.148	39.607	2:01.107	88.25	0.920	11:48:37.940
9 -	37.938	43.075	39.548	2:00.561 (3)	88.65	0.374	11:50:38.501

Weather / Track : Cloudy / Dry

Snetterton 300
Circuit Length = 2.9689 miles
Start: 11:30 Flag 11:50 End: 11:52

Radical SR1 Cup Championship

RACE 1 - SECTOR ANALYSIS



SECTOR 1 = FL to I1, SECTOR 2 = I1 to I2, SECTOR 3 = I2 to FL, DIFF = Difference To Personal Best Lap, P = Crossed Finish Line in Pit Lane, D = Time Disallowed

P5		4 R		Ben STONE		Radical SR1 Gen 2	
IDEAL LAP TIME : 1:59.454		BEST LAP TIME : 2:00.340		DIFFERENCE : 0.886			
LAP	SECTOR 1	SECTOR 2	SECTOR 3	LAP TIME	MPH	DIFF	TIME OF DAY
1 -		45.076	41.398	2:10.029	82.19	9.689	11:32:44.189
2 -	38.143	43.398	40.098	2:01.639	87.86	1.299	11:34:45.828
3 -	37.840	43.256	39.267	2:00.363 (2)	88.79	0.023	11:36:46.191
4 -	37.653	43.884	39.826	2:01.363	88.06	1.023	11:38:47.554
5 -	37.347	42.840	40.153	2:00.340 (1)	88.81		11:40:47.894
6 -	37.779	43.196	39.717	2:00.692	88.55	0.352	11:42:48.586
7 -	1:16.972	1:27.460	1:04.265	3:48.697	46.73	1:48.357	11:46:37.283
8 -	38.656	43.158	39.354	2:01.168	88.20	0.828	11:48:38.451
9 -	37.706	43.072	39.611	2:00.389 (3)	88.77	0.049	11:50:38.840

P6		34 F		Ian COWLEY		Radical SR1 Gen 2	
IDEAL LAP TIME : 1:59.734		BEST LAP TIME : 2:00.289		DIFFERENCE : 0.555			
LAP	SECTOR 1	SECTOR 2	SECTOR 3	LAP TIME	MPH	DIFF	TIME OF DAY
1 -		44.318	41.799	2:10.629	81.81	10.340	11:32:44.789
2 -	38.360	43.830	40.753	2:02.943	86.93	2.654	11:34:47.732
3 -	38.086	43.736	39.787	2:01.609	87.88	1.320	11:36:49.341
4 -	38.348	42.852	39.617	2:00.817	88.46	0.528	11:38:50.158
5 -	38.455	42.944	39.337	2:00.736 (3)	88.52	0.447	11:40:50.894
6 -	37.618	43.195	39.488	2:00.301 (2)	88.84	0.012	11:42:51.195
7 -	1:15.475	1:27.343	1:03.817	3:46.635	47.15	1:46.346	11:46:37.830
8 -	38.631	42.779	39.731	2:01.141	88.22	0.852	11:48:38.971
9 -	37.745	43.001	39.543	2:00.289 (1)	88.85		11:50:39.260

P7		40 R		James HADLEY		Radical SR1 Gen 2	
IDEAL LAP TIME : 1:59.978		BEST LAP TIME : 2:00.740		DIFFERENCE : 0.762			
LAP	SECTOR 1	SECTOR 2	SECTOR 3	LAP TIME	MPH	DIFF	TIME OF DAY
1 -		45.893	41.400	2:12.038	80.94	11.298	11:32:46.198
2 -	38.564	43.477	39.892	2:01.933	87.65	1.193	11:34:48.131
3 -	37.790	43.508	40.250	2:01.548	87.93	0.808	11:36:49.679
4 -	37.590	43.152	40.138	2:00.880 (2)	88.41	0.140	11:38:50.559
5 -	38.240	43.423	39.691	2:01.354	88.07	0.614	11:40:51.913
6 -	37.564	43.042	40.797	2:01.403	88.03	0.663	11:42:53.316
7 -	1:14.040	1:27.404	1:04.274	3:45.718	47.35	1:44.978	11:46:39.034
8 -	38.593	42.915	39.499	2:01.007 (3)	88.32	0.267	11:48:40.041
9 -	37.842	43.296	39.602	2:00.740 (1)	88.52		11:50:40.781

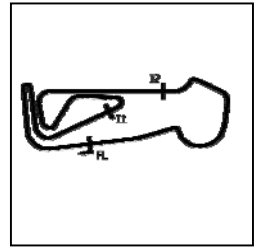
P8		10 F		John CAUDWELL		Radical SR1 Gen 2	
IDEAL LAP TIME : 2:01.341		BEST LAP TIME : 2:01.820		DIFFERENCE : 0.479			
LAP	SECTOR 1	SECTOR 2	SECTOR 3	LAP TIME	MPH	DIFF	TIME OF DAY
1 -		44.647	41.269	2:10.900	81.65	9.080	11:32:45.060
2 -	40.004	44.069	39.940	2:04.013	86.18	2.193	11:34:49.073
3 -	38.196	44.153	40.296	2:02.645 (3)	87.14	0.825	11:36:51.718
4 -	38.251	43.662	39.907	2:01.820 (1)	87.73		11:38:53.538
5 -	38.601	43.536	40.213	2:02.350 (2)	87.35	0.530	11:40:55.888
6 -	38.181	43.253	42.817	2:04.251	86.02	2.431	11:43:00.139
7 -	1:08.314	1:27.132	1:03.972	3:39.418	48.71	1:37.598	11:46:39.557
8 -	38.950	43.495	42.074	2:04.519	85.83	2.699	11:48:44.076
9 -	39.247	43.457	40.598	2:03.302	86.68	1.482	11:50:47.378

Weather / Track : Cloudy / Dry

Snetterton 300
 Circuit Length = 2.9689 miles
 Start: 11:30 Flag 11:50 End: 11:52

Radical SR1 Cup Championship

RACE 1 - SECTOR ANALYSIS



SECTOR 1 = FL to I1, SECTOR 2 = I1 to I2, SECTOR 3 = I2 to FL, DIFF = Difference To Personal Best Lap, P = Crossed Finish Line in Pit Lane, D = Time Disallowed

P9 16		Sven THOMPSON		Radical SR1 Gen 2			
IDEAL LAP TIME : 2:01.981		BEST LAP TIME : 2:03.164		DIFFERENCE : 1.183			
LAP	SECTOR 1	SECTOR 2	SECTOR 3	LAP TIME	MPH	DIFF	TIME OF DAY
1 -		46.037	42.662	2:14.692	79.35	11.528	11:32:48.852
2 -	39.504	44.584	41.356	2:05.444	85.20	2.280	11:34:54.296
3 -	38.617	46.879	41.902	2:07.398	83.89	4.234	11:37:01.694
4 -	38.837	43.454	41.138	2:03.429 (2)	86.59	0.265	11:39:05.123
5 -	38.835	43.599	41.191	2:03.625 (3)	86.45	0.461	11:41:08.748
6 -	38.253	43.254	41.657	2:03.164 (1)	86.77		11:43:11.912
7 -	57.908	1:27.736	1:03.019	3:28.663	51.22	1:25.499	11:46:40.575
8 -	38.536	44.255	41.086	2:03.877	86.27	0.713	11:48:44.452
9 -	39.378	43.896	40.474	2:03.748	86.36	0.584	11:50:48.200

P10 19		Dean WARRINER		Radical SR1 Gen 2			
IDEAL LAP TIME : 1:58.482		BEST LAP TIME : 1:58.838		DIFFERENCE : 0.356			
LAP	SECTOR 1	SECTOR 2	SECTOR 3	LAP TIME	MPH	DIFF	TIME OF DAY
1 -		43.331	40.529	2:06.799	84.29	7.961	11:32:40.959
2 -	38.107	43.270	39.712	2:01.089	88.26	2.251	11:34:42.048
3 -	37.541	42.782	39.038	1:59.361 (3)	89.54	0.523	11:36:41.409
4 -	37.400	42.700	38.738	1:58.838 (1)	89.93		11:38:40.247
5 -	37.203	42.541	39.121	1:58.865 (2)	89.91	0.027	11:40:39.112
6 -	37.619	42.691	42.812	2:03.122	86.80	4.284	11:42:42.234
7 -	1:18.486	1:29.630	1:05.454	3:53.570	45.75	1:54.732	11:46:35.804
8 -	43.740	43.179	40.941	2:07.860	83.59	9.022	11:48:43.664

P11 93 R		Alex SPOONER		Radical SR1 Gen 2			
IDEAL LAP TIME : 2:02.394		BEST LAP TIME : 2:03.153		DIFFERENCE : 0.759			
LAP	SECTOR 1	SECTOR 2	SECTOR 3	LAP TIME	MPH	DIFF	TIME OF DAY
1 -		49.171	IN PIT	4:54.631 P	36.27	2:51.478	11:35:28.791
2 -	OUTLAP	45.323	42.598	2:12.110	80.90	8.957	11:37:40.901
3 -	39.528	44.717	42.110	2:06.355	84.58	3.202	11:39:47.256
4 -	39.083	44.244	41.486	2:04.813 (3)	85.63	1.660	11:41:52.069
5 -	38.483	45.145	42.382	2:06.010	84.81	2.857	11:43:58.079
6 -	39.450	1:00.875	1:02.767	2:43.092	65.53	39.939	11:46:41.171
7 -	38.609	44.060	40.856	2:03.525 (2)	86.52	0.372	11:48:44.696
8 -	39.242	43.253	40.658	2:03.153 (1)	86.78		11:50:47.849

P12 27		Mackenzie WALKER		Radical SR1 Gen 2			
IDEAL LAP TIME : 1:58.756		BEST LAP TIME : 1:58.811		DIFFERENCE : 0.055			
LAP	SECTOR 1	SECTOR 2	SECTOR 3	LAP TIME	MPH	DIFF	TIME OF DAY
1 -		43.891	40.646	2:07.287	83.96	8.476	11:32:41.447
2 -	37.705	42.817	39.341	1:59.863	89.16	1.052	11:34:41.310
3 -	37.558	42.523	39.157	1:59.238 (3)	89.63	0.427	11:36:40.548
4 -	37.309	42.555	39.092	1:58.956 (2)	89.84	0.145	11:38:39.504
5 -	37.191	42.578	39.042	1:58.811 (1)	89.95		11:40:38.315
6 -	37.405	43.009	42.922	2:03.336	86.65	4.525	11:42:41.651
7 -	1:18.661	1:29.416	1:05.945	3:54.022	45.67	1:55.211	11:46:35.673

P13 66 F		Brian CAUDWELL		Radical SR1 Gen 2			
IDEAL LAP TIME : 1:58.981		BEST LAP TIME : 1:59.546		DIFFERENCE : 0.565			
LAP	SECTOR 1	SECTOR 2	SECTOR 3	LAP TIME	MPH	DIFF	TIME OF DAY
1 -		44.608	41.425	2:11.259	81.42	11.713	11:32:45.419
2 -	38.095	43.513	40.123	2:01.731 (3)	87.80	2.185	11:34:47.150
3 -	37.391	42.894	39.556	1:59.841 (2)	89.18	0.295	11:36:46.991
4 -	37.265	42.862	39.419	1:59.546 (1)	89.40		11:38:46.537

Weather / Track : Cloudy / Dry

Snetterton 300
Circuit Length = 2.9689 miles
Start: 11:30 Flag 11:50 End: 11:52

Radical SR1 Cup Championship

RACE 1 - STATISTICS

Competitors Started 13
Planned Start 2021-07-03 @ 11:30:00.000
Actual Start 2021-07-03 @ 11:30:34.159
Finish Time 2021-07-03 @ 11:50:32.343
Track Length 2.9689mi.
Total Laps 108
Total Distance Covered 320.6424mi.

Session Fastest Lap History

NO	CL	NAME	LAP TIME	TIME OF DAY	LAP	VEHICLE
39	R	James LAY	2:06.244	11:32:40.419	1	Radical SR1 Gen 2
39	R	James LAY	2:00.009	11:34:40.427	2	Radical SR1 Gen 2
27		Mackenzie WALKER	1:59.863	11:34:41.325	2	Radical SR1 Gen 2
39	R	James LAY	1:59.481	11:36:39.908	3	Radical SR1 Gen 2
27		Mackenzie WALKER	1:59.238	11:36:40.563	3	Radical SR1 Gen 2
39	R	James LAY	1:58.878	11:38:38.786	4	Radical SR1 Gen 2
19		Dean WARRINER	1:58.838	11:38:40.257	4	Radical SR1 Gen 2
21		Will HUNT	1:58.829	11:38:42.636	4	Radical SR1 Gen 2
39	R	James LAY	1:58.795	11:40:37.581	5	Radical SR1 Gen 2
7		Frazer MCFADDEN	1:58.693	11:40:39.536	5	Radical SR1 Gen 2
21		Will HUNT	1:58.592	11:40:41.228	5	Radical SR1 Gen 2
39	R	James LAY	1:58.584	11:50:34.157	9	Radical SR1 Gen 2
21		Will HUNT	1:58.250	11:50:34.743	9	Radical SR1 Gen 2

Session Leader History

NO	CL	NAME	FROM LAP	LAPS LED	DISTANCE	VEHICLE
39	R	James LAY	1	9	26.72 miles	Radical SR1 Gen 2

Flag History

TYPE	TIME OF DAY
GREEN	11:30:34.159
SAFETY	11:42:01.324
GREEN	11:46:31.630
FINISH	11:50:32.343

Flag Statistics

TYPE	COUNT	TOTAL LAPS	TOTAL TIME
Green	2	8	17:01.548
Red	0	0	0.000
Safety Car	1	1	4:30.306
FCY	0	0	0.000

Weather / Track : Cloudy / Dry

Radical SR1 Cup Championship

RACE 1 - STATISTICS

CLASS :

5 Starters

Fastest Lap History

NO	NAME	LAP TIME	TIME OF DAY	LAP	VEHICLE
21	Will HUNT	2:06.671	11:32:40.846	1	Radical SR1 Gen 2
27	Mackenzie WALKER	1:59.863	11:34:41.325	2	Radical SR1 Gen 2
27	Mackenzie WALKER	1:59.238	11:36:40.563	3	Radical SR1 Gen 2
27	Mackenzie WALKER	1:58.956	11:38:39.520	4	Radical SR1 Gen 2
19	Dean WARRINER	1:58.838	11:38:40.257	4	Radical SR1 Gen 2
21	Will HUNT	1:58.829	11:38:42.636	4	Radical SR1 Gen 2
27	Mackenzie WALKER	1:58.811	11:40:38.330	5	Radical SR1 Gen 2
7	Frazer MCFADDEN	1:58.693	11:40:39.536	5	Radical SR1 Gen 2
21	Will HUNT	1:58.592	11:40:41.228	5	Radical SR1 Gen 2
21	Will HUNT	1:58.250	11:50:34.743	9	Radical SR1 Gen 2

Leader History

NO	NAME	FROM LAP	LAPS LED	DISTANCE	VEHICLE
21	Will HUNT	1	1	2.96 miles	Radical SR1 Gen 2
27	Mackenzie WALKER	2	6	17.81 miles	Radical SR1 Gen 2
7	Frazer MCFADDEN	8	1	2.96 miles	Radical SR1 Gen 2
21	Will HUNT	9	1	2.96 miles	Radical SR1 Gen 2

Weather / Track : Cloudy / Dry

Results can be found at www.tsl-timing.com

Page 2 of 4

Snetterton 300
Circuit Length = 2.9689 miles
Start: 11:30 Flag 11:50 End: 11:52

Printed - 11:53 Saturday, 03 July 2021

Radical SR1 Cup Championship

RACE 1 - STATISTICS

CLASS : R

4 Starters

Fastest Lap History

NO	NAME	LAP TIME	TIME OF DAY	LAP	VEHICLE
39	James LAY	2:06.244	11:32:40.419	1	Radical SR1 Gen 2
39	James LAY	2:00.009	11:34:40.427	2	Radical SR1 Gen 2
39	James LAY	1:59.481	11:36:39.908	3	Radical SR1 Gen 2
39	James LAY	1:58.878	11:38:38.786	4	Radical SR1 Gen 2
39	James LAY	1:58.795	11:40:37.581	5	Radical SR1 Gen 2
39	James LAY	1:58.584	11:50:34.157	9	Radical SR1 Gen 2

Leader History

NO	NAME	FROM LAP	LAPS LED	DISTANCE	VEHICLE
39	James LAY	1	9	26.72 miles	Radical SR1 Gen 2

Radical SR1 Cup Championship

RACE 1 - STATISTICS

CLASS : F

4 Starters

Fastest Lap History

NO	NAME	LAP TIME	TIME OF DAY	LAP	VEHICLE
18	Mark WILLIAMS	2:08.842	11:32:43.012	1	Radical SR1 Gen 2
18	Mark WILLIAMS	2:01.534	11:34:44.546	2	Radical SR1 Gen 2
18	Mark WILLIAMS	2:00.719	11:36:45.264	3	Radical SR1 Gen 2
66	Brian CAUDWELL	1:59.841	11:36:47.006	3	Radical SR1 Gen 2
66	Brian CAUDWELL	1:59.546	11:38:46.552	4	Radical SR1 Gen 2

Leader History

NO	NAME	FROM LAP	LAPS LED	DISTANCE	VEHICLE
18	Mark WILLIAMS	1	9	26.72 miles	Radical SR1 Gen 2

Radical SR1 Cup Championship

RACE 3 - CLASSIFICATION

POS	NO	CL	PIC NAME	ENTRY	LAPS	TIME	GAP	DIFF	MPH	BEST	ON
1	39	R	1 James LAY	Radical SR1 Gen 2	11	21:47.539			89.91	1:57.940	7
2	21		1 Will HUNT	Radical SR1 Gen 2	11	21:47.691	0.152	0.152	89.90	1:58.144	7
3	27		2 Mackenzie WALKER	Radical SR1 Gen 2	11	22:01.658	14.119	13.967	88.95	1:59.312	2
4	19		3 Dean WARRINER	Radical SR1 Gen 2	11	22:10.941	23.402	9.283	88.33	1:59.838	9
5	4	R	2 Ben STONE	Radical SR1 Gen 2	11	22:11.384	23.845	0.443	88.30	1:59.268	10
6	18	F	1 Mark WILLIAMS	Radical SR1 Gen 2	11	22:17.244	29.705	5.860	87.91	2:00.031	9
7	7		4 Frazer MCFADDEN	Radical SR1 Gen 2	11	22:22.485	34.946	5.241	87.57	1:59.260	8
8	34	F	2 Ian COWLEY	Radical SR1 Gen 2	11	22:22.716	35.177	0.231	87.56	2:00.472	6
9	93	R	3 Alex SPOONER	Radical SR1 Gen 2	11	22:41.779	54.239	19.062	86.33	1:59.939	5
10	10	F	3 John CAUDWELL	Radical SR1 Gen 2	11	22:41.866	54.327	0.087	86.32	2:01.658	4
11	16		5 Sven THOMPSON	Radical SR1 Gen 2	11	23:32.108	1:44.569	50.242	83.25	2:00.061	8

NOT CLASSIFIED

NC	40	R	James HADLEY	Radical SR1 Gen 2	2	4:25.694	9 Laps	9 Laps	80.45	2:01.982	2
NC	66	F	Brian CAUDWELL	Radical SR1 Gen 2	1	2:08.926	10 Laps	1 Lap	82.90	2:08.926	1

FASTEST LAP

39	R	James LAY	Radical SR1 Gen 2	7	1:57.940	90.62 mph	145.84 kph
21		Will HUNT	Radical SR1 Gen 2	7	1:58.144	90.46 mph	145.59 kph
18	F	Mark WILLIAMS	Radical SR1 Gen 2	9	2:00.031	89.04 mph	143.30 kph

Weather / Track : Cloudy / Dry

These results are provisional until the conclusion of any judicial and technical matters.

Snetterton 300: 2.9689 miles

Race Distance: 11 Laps / 32.65 miles

Start: 13:35 Flag 13:57 End: 14:00

Clerk Of Course : Gary Tanner

Stewards :

Timekeeper : Lisa Sneader

Radical SR1 Cup Championship

RACE 3 - LAP CHART

LAP 1 @ 13:37:50.725			LAP 2 @ 13:39:49.829			LAP 3 @ 13:41:48.344			LAP 4 @ 13:43:46.673			LAP 5 @ 13:45:45.185		
NO	BEHIND	LAP TIME	NO	BEHIND	LAP TIME	NO	BEHIND	LAP TIME	NO	BEHIND	LAP TIME	NO	BEHIND	LAP TIME
21		2:01.848	21		1:59.104	21		1:58.515	21		1:58.329	21		1:58.512
39	0.590	2:02.438	39	0.636	1:59.150	39	0.538	1:58.417	39	0.517	1:58.308	39	0.278	1:58.273
27	2.598	2:04.446	27	2.806	1:59.312	27	3.951	1:59.660	27	5.100	1:59.478	27	5.990	1:59.402
4	3.009	2:04.857	4	3.932	2:00.027	4	4.960	1:59.543	4	6.503	1:59.872	4	7.440	1:59.449
19	5.448	2:07.296	19	7.318	2:00.974	19	8.985	2:00.182	19	10.918	2:00.262	19	13.017	2:00.611
18	6.004	2:07.852	18	7.733	2:00.833	7	10.231	2:00.864	7	11.262	1:59.360	7	13.372	2:00.622
7	6.040	2:07.888	7	7.882	2:00.946	18	10.657	2:01.439	18	13.413	2:01.085	18	15.783	2:00.882
93	6.442	2:08.290	93	10.343	2:03.005	93	13.573	2:01.745	93	16.286	2:01.042	93	17.713	1:59.939
34	6.777	2:08.625	34	11.044	2:03.371	34	13.859	2:01.330	34	16.760	2:01.230	34	18.866	2:00.618
66	7.078	2:08.926	10	13.396	2:03.572	10	17.385	2:02.504	10	20.714	2:01.658	10	24.219	2:02.017
10	8.928	2:10.776	16	19.496	2:03.821	16	22.340	2:01.359	16	43.530	2:19.519	16	1:04.028	2:19.010
16	14.779	2:16.627	40	24.742	2:01.982									
40	21.864	2:23.712												

Weather / Track : Cloudy / Dry

Results can be found at www.tsl-timing.com

Page 1 of 3

Snetterton 300
Circuit Length = 2.9689 miles
Start: 13:35 Flag 13:57 End: 14:00

Printed - 14:03 Saturday, 03 July 2021

Radical SR1 Cup Championship

RACE 3 - LAP CHART

LAP 6 @ 13:47:43.425			LAP 7 @ 13:49:41.569			LAP 8 @ 13:51:40.255			LAP 9 @ 13:53:38.805			LAP 10 @ 13:55:37.715		
NO	BEHIND	LAP TIME	NO	BEHIND	LAP TIME	NO	BEHIND	LAP TIME	NO	BEHIND	LAP TIME	NO	BEHIND	LAP TIME
21		1:58.240	21		1:58.144	39		1:58.329	39		1:58.550	39		1:58.910
39	0.561	1:58.523	39	0.357	1:57.940	21	0.472	1:59.158	21	0.166	1:58.244	21	0.350	1:59.094
27	7.381	1:59.631	27	9.816	2:00.579	27	11.054	1:59.924	27	12.502	1:59.998	27	13.164	1:59.572
4	8.491	1:59.291	19	17.744	2:00.672	19	19.277	2:00.219	19	20.565	1:59.838	19	22.152	2:00.497
19	15.216	2:00.439	4	19.838	2:09.491	4	22.088	2:00.936	4	22.822	1:59.284	4	23.180	1:59.268
18	19.111	2:01.568	18	21.231	2:00.264	18	22.900	2:00.355	18	24.381	2:00.031	18	27.744	2:02.273
93	20.583	2:01.110	93	24.012	2:01.573	93	26.274	2:00.948	93	28.475	2:00.751	93	30.584	2:01.019
34	21.098	2:00.472	34	24.608	2:01.654	34	26.617	2:00.695	34	29.051	2:00.984	34	30.894	2:00.753
7	29.192	2:14.060	7	30.726	1:59.678	7	31.300	1:59.260	7	32.098	1:59.348	7	33.144	1:59.956
10	29.788	2:03.809	10	33.645	2:02.001	10	37.163	2:02.204	10	41.550	2:02.937	10	45.986	2:03.346
16	1:08.916	2:03.128	16	1:12.191	2:01.419	16	1:13.566	2:00.061	16	1:26.519	2:11.503	16	1:34.962	2:07.353

Weather / Track : Cloudy / Dry

Results can be found at www.tsl-timing.com

Page 2 of 3

Snetterton 300
Circuit Length = 2.9689 miles
Start: 13:35 Flag 13:57 End: 14:00

Printed - 14:03 Saturday, 03 July 2021

Radical SR1 Cup Championship

RACE 3 - LAP CHART

LAP 11 @ 13:57:36.416		
NO	BEHIND	LAP TIME
39		1:58.701
21	0.152	1:58.503
27	14.119	1:59.656
19	23.402	1:59.951
4	23.845	1:59.366
18	29.705	2:00.662
7	34.946	2:00.503
34	35.177	2:02.984
93	54.239	2:22.356 P
10	54.327	2:07.042
16	1:44.569	2:08.308

Weather / Track : Cloudy / Dry

Results can be found at www.tsl-timing.com

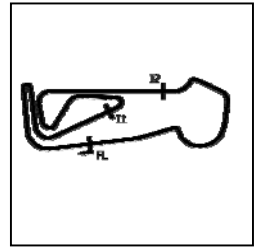
Page 3 of 3

Snetterton 300
Circuit Length = 2.9689 miles
Start: 13:35 Flag 13:57 End: 14:00

Printed - 14:03 Saturday, 03 July 2021

Radical SR1 Cup Championship

RACE 3 - SECTOR ANALYSIS



SECTOR 1 = FL to I1, SECTOR 2 = I1 to I2, SECTOR 3 = I2 to FL, DIFF = Difference To Personal Best Lap, P = Crossed Finish Line in Pit Lane, D = Time Disallowed

P1 39 R		James LAY		Radical SR1 Gen 2			
IDEAL LAP TIME : 1:57.901		BEST LAP TIME : 1:57.940		DIFFERENCE : 0.039			
LAP	SECTOR 1	SECTOR 2	SECTOR 3	LAP TIME	MPH	DIFF	TIME OF DAY
1 -		42.860	39.027	2:02.438	87.29	4.498	13:37:51.315
2 -	37.341	42.694	39.115	1:59.150	89.70	1.210	13:39:50.465
3 -	37.135	42.480	38.802	1:58.417	90.25	0.477	13:41:48.882
4 -	36.999	42.214	39.095	1:58.308 (3)	90.34	0.368	13:43:47.190
5 -	37.090	42.238	38.945	1:58.273 (2)	90.36	0.333	13:45:45.463
6 -	37.361	42.320	38.842	1:58.523	90.17	0.583	13:47:43.986
7 -	37.038	42.162	38.740	1:57.940 (1)	90.62		13:49:41.926
8 -	37.088	42.255	38.986	1:58.329	90.32	0.389	13:51:40.255
9 -	37.297	42.196	39.057	1:58.550	90.15	0.610	13:53:38.805
10 -	37.362	42.569	38.979	1:58.910	89.88	0.970	13:55:37.715
11 -	37.169	42.455	39.077	1:58.701	90.04	0.761	13:57:36.416

P2 21		Will HUNT		Radical SR1 Gen 2			
IDEAL LAP TIME : 1:57.650		BEST LAP TIME : 1:58.144		DIFFERENCE : 0.494			
LAP	SECTOR 1	SECTOR 2	SECTOR 3	LAP TIME	MPH	DIFF	TIME OF DAY
1 -		42.860	39.021	2:01.848	87.71	3.704	13:37:50.725
2 -	37.242	42.711	39.151	1:59.104	89.73	0.960	13:39:49.829
3 -	37.003	42.572	38.940	1:58.515	90.18	0.371	13:41:48.344
4 -	37.040	42.514	38.775	1:58.329	90.32	0.185	13:43:46.673
5 -	37.130	42.419	38.963	1:58.512	90.18	0.368	13:45:45.185
6 -	37.172	42.146	38.922	1:58.240 (2)	90.39	0.096	13:47:43.425
7 -	36.909	42.200	39.035	1:58.144 (1)	90.46		13:49:41.569
8 -	38.059	42.504	38.595	1:59.158	89.69	1.014	13:51:40.727
9 -	37.160	42.363	38.721	1:58.244 (3)	90.39	0.100	13:53:38.971
10 -	37.423	42.793	38.878	1:59.094	89.74	0.950	13:55:38.065
11 -	37.662	42.208	38.633	1:58.503	90.19	0.359	13:57:36.568

P3 27		Mackenzie WALKER		Radical SR1 Gen 2			
IDEAL LAP TIME : 1:58.946		BEST LAP TIME : 1:59.312		DIFFERENCE : 0.366			
LAP	SECTOR 1	SECTOR 2	SECTOR 3	LAP TIME	MPH	DIFF	TIME OF DAY
1 -		42.971	39.548	2:04.446	85.88	5.134	13:37:53.323
2 -	37.463	42.650	39.199	1:59.312 (1)	89.58		13:39:52.635
3 -	37.498	42.771	39.391	1:59.660	89.32	0.348	13:41:52.295
4 -	37.364	42.527	39.587	1:59.478 (3)	89.45	0.166	13:43:51.773
5 -	37.543	42.477	39.382	1:59.402 (2)	89.51	0.090	13:45:51.175
6 -	37.734	42.383	39.514	1:59.631	89.34	0.319	13:47:50.806
7 -	37.783	42.956	39.840	2:00.579	88.63	1.267	13:49:51.385
8 -	37.725	42.687	39.512	1:59.924	89.12	0.612	13:51:51.309
9 -	37.675	42.552	39.771	1:59.998	89.06	0.686	13:53:51.307
10 -	37.596	42.549	39.427	1:59.572	89.38	0.260	13:55:50.879
11 -	37.518	42.667	39.471	1:59.656	89.32	0.344	13:57:50.535

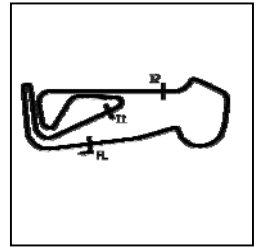
P4 19		Dean WARRINER		Radical SR1 Gen 2			
IDEAL LAP TIME : 1:59.709		BEST LAP TIME : 1:59.838		DIFFERENCE : 0.129			
LAP	SECTOR 1	SECTOR 2	SECTOR 3	LAP TIME	MPH	DIFF	TIME OF DAY
1 -		44.434	41.112	2:07.296	83.96	7.458	13:37:56.173
2 -	38.063	43.045	39.866	2:00.974	88.35	1.136	13:39:57.147
3 -	37.771	42.832	39.579	2:00.182 (3)	88.93	0.344	13:41:57.329
4 -	37.795	42.964	39.503	2:00.262	88.87	0.424	13:43:57.591
5 -	37.641	42.721	40.249	2:00.611	88.61	0.773	13:45:58.202
6 -	38.021	42.724	39.694	2:00.439	88.74	0.601	13:47:58.641
7 -	37.975	42.953	39.744	2:00.672	88.57	0.834	13:49:59.313
8 -	37.693	42.784	39.742	2:00.219	88.90	0.381	13:51:59.532
9 -	37.703	42.647	39.488	1:59.838 (1)	89.18		13:53:59.370
10 -	37.885	42.978	39.634	2:00.497	88.69	0.659	13:55:59.867
11 -	37.883	42.641	39.427	1:59.951 (2)	89.10	0.113	13:57:59.818

Weather / Track : Cloudy / Dry

Snetterton 300
Circuit Length = 2.9689 miles
Start: 13:35 Flag 13:57 End: 14:00

Radical SR1 Cup Championship

RACE 3 - SECTOR ANALYSIS



SECTOR 1 = FL to I1, SECTOR 2 = I1 to I2, SECTOR 3 = I2 to FL, DIFF = Difference To Personal Best Lap, P = Crossed Finish Line in Pit Lane, D = Time Disallowed

P5 4 R Ben STONE			Radical SR1 Gen 2				
IDEAL LAP TIME : 1:58.878		BEST LAP TIME : 1:59.268		DIFFERENCE : 0.390			
LAP	SECTOR 1	SECTOR 2	SECTOR 3	LAP TIME	MPH	DIFF	TIME OF DAY
1 -		43.212	39.475	2:04.857	85.60	5.589	13:37:53.734
2 -	37.905	42.739	39.383	2:00.027	89.04	0.759	13:39:53.761
3 -	37.466	42.755	39.322	1:59.543	89.40	0.275	13:41:53.304
4 -	37.492	42.976	39.404	1:59.872	89.16	0.604	13:43:53.176
5 -	37.420	42.978	39.051	1:59.449	89.47	0.181	13:45:52.625
6 -	37.659	42.512	39.120	1:59.291 (3)	89.59	0.023	13:47:51.916
7 -	46.722	43.073	39.696	2:09.491	82.53	10.223	13:50:01.407
8 -	37.859	42.653	40.424	2:00.936	88.37	1.668	13:52:02.343
9 -	37.433	42.610	39.241	1:59.284 (2)	89.60	0.016	13:54:01.627
10 -	37.527	42.500	39.241	1:59.268 (1)	89.61		13:56:00.895
11 -	37.532	42.407	39.427	1:59.366	89.54	0.098	13:58:00.261

P6 18 F Mark WILLIAMS			Radical SR1 Gen 2				
IDEAL LAP TIME : 1:59.921		BEST LAP TIME : 2:00.031		DIFFERENCE : 0.110			
LAP	SECTOR 1	SECTOR 2	SECTOR 3	LAP TIME	MPH	DIFF	TIME OF DAY
1 -		43.990	41.543	2:07.852	83.59	7.821	13:37:56.729
2 -	38.124	42.912	39.797	2:00.833	88.45	0.802	13:39:57.562
3 -	38.334	43.086	40.019	2:01.439	88.01	1.408	13:41:59.001
4 -	38.416	43.133	39.536	2:01.085	88.26	1.054	13:44:00.086
5 -	37.616	43.661	39.605	2:00.882	88.41	0.851	13:46:00.968
6 -	38.999	42.925	39.644	2:01.568	87.91	1.537	13:48:02.536
7 -	37.813	42.856	39.595	2:00.264 (2)	88.87	0.233	13:50:02.800
8 -	37.927	42.909	39.519	2:00.355 (3)	88.80	0.324	13:52:03.155
9 -	37.555	42.847	39.629	2:00.031 (1)	89.04		13:54:03.186
10 -	38.272	44.087	39.914	2:02.273	87.41	2.242	13:56:05.459
11 -	37.750	42.977	39.935	2:00.662	88.57	0.631	13:58:06.121

P7 7 Frazer MCFADDEN			Radical SR1 Gen 2				
IDEAL LAP TIME : 1:59.160		BEST LAP TIME : 1:59.260		DIFFERENCE : 0.100			
LAP	SECTOR 1	SECTOR 2	SECTOR 3	LAP TIME	MPH	DIFF	TIME OF DAY
1 -		44.190	41.320	2:07.888	83.57	8.628	13:37:56.765
2 -	38.306	43.242	39.398	2:00.946	88.37	1.686	13:39:57.711
3 -	38.392	42.848	39.624	2:00.864	88.43	1.604	13:41:58.575
4 -	37.398	42.589	39.373	1:59.360 (3)	89.54	0.100	13:43:57.935
5 -	37.548	42.735	40.339	2:00.622	88.60	1.362	13:45:58.557
6 -	51.295	42.627	40.138	2:14.060	79.72	14.800	13:48:12.617
7 -	37.842	42.473	39.363	1:59.678	89.30	0.418	13:50:12.295
8 -	37.455	42.507	39.298	1:59.260 (1)	89.62		13:52:11.555
9 -	37.573	42.486	39.289	1:59.348 (2)	89.55	0.088	13:54:10.903
10 -	37.706	42.590	39.660	1:59.956	89.10	0.696	13:56:10.859
11 -	37.685	43.221	39.597	2:00.503	88.69	1.243	13:58:11.362

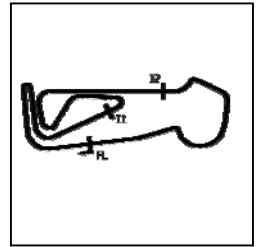
P8 34 F Ian COWLEY			Radical SR1 Gen 2				
IDEAL LAP TIME : 2:00.051		BEST LAP TIME : 2:00.472		DIFFERENCE : 0.421			
LAP	SECTOR 1	SECTOR 2	SECTOR 3	LAP TIME	MPH	DIFF	TIME OF DAY
1 -		44.317	40.703	2:08.625	83.09	8.153	13:37:57.502
2 -	39.112	43.303	40.956	2:03.371	86.63	2.899	13:40:00.873
3 -	38.184	43.016	40.130	2:01.330	88.09	0.858	13:42:02.203
4 -	38.206	43.067	39.957	2:01.230	88.16	0.758	13:44:03.433
5 -	38.304	42.852	39.462	2:00.618 (2)	88.61	0.146	13:46:04.051
6 -	38.024	42.706	39.742	2:00.472 (1)	88.71		13:48:04.523
7 -	38.389	43.407	39.858	2:01.654	87.85	1.182	13:50:06.177
8 -	38.160	42.785	39.750	2:00.695 (3)	88.55	0.223	13:52:06.872
9 -	38.227	42.905	39.852	2:00.984	88.34	0.512	13:54:07.856
10 -	38.098	42.995	39.660	2:00.753	88.51	0.281	13:56:08.609
11 -	38.022	42.567	42.395	2:02.984	86.90	2.512	13:58:11.593

Weather / Track : Cloudy / Dry

Snetterton 300
 Circuit Length = 2.9689 miles
 Start: 13:35 Flag 13:57 End: 14:00

Radical SR1 Cup Championship

RACE 3 - SECTOR ANALYSIS



SECTOR 1 = FL to I1, SECTOR 2 = I1 to I2, SECTOR 3 = I2 to FL, DIFF = Difference To Personal Best Lap, P = Crossed Finish Line in Pit Lane, D = Time Disallowed

P9 93 R		Alex SPOONER		Radical SR1 Gen 2			
IDEAL LAP TIME : 1:59.939		BEST LAP TIME : 1:59.939		DIFFERENCE : 0.000			
LAP	SECTOR 1	SECTOR 2	SECTOR 3	LAP TIME	MPH	DIFF	TIME OF DAY
1 -	OUTLAP	44.259	40.922	2:08.290	83.31	8.351	13:37:57.167
2 -	38.552	44.002	40.451	2:03.005	86.89	3.066	13:40:00.172
3 -	38.202	43.353	40.190	2:01.745	87.79	1.806	13:42:01.917
4 -	37.927	43.138	39.977	2:01.042	88.30	1.103	13:44:02.959
5 -	37.659	42.688	39.592	1:59.939 (1)	89.11		13:46:02.898
6 -	38.356	42.838	39.916	2:01.110	88.25	1.171	13:48:04.008
7 -	38.278	43.236	40.059	2:01.573	87.91	1.634	13:50:05.581
8 -	38.018	43.140	39.790	2:00.948 (3)	88.36	1.009	13:52:06.529
9 -	38.093	42.994	39.664	2:00.751 (2)	88.51	0.812	13:54:07.280
10 -	38.005	42.955	40.059	2:01.019	88.31	1.080	13:56:08.299
11 -	37.765	42.874	IN PIT	2:22.356 P	75.07	22.417	13:58:30.655

P10 10 F		John CAUDWELL		Radical SR1 Gen 2			
IDEAL LAP TIME : 2:01.384		BEST LAP TIME : 2:01.658		DIFFERENCE : 0.274			
LAP	SECTOR 1	SECTOR 2	SECTOR 3	LAP TIME	MPH	DIFF	TIME OF DAY
1 -		45.343	40.720	2:10.776	81.72	9.118	13:37:59.653
2 -	38.369	43.743	41.460	2:03.572	86.49	1.914	13:40:03.225
3 -	38.438	43.524	40.542	2:02.504	87.24	0.846	13:42:05.729
4 -	38.054	43.312	40.292	2:01.658 (1)	87.85		13:44:07.387
5 -	38.687	43.194	40.136	2:02.017 (3)	87.59	0.359	13:46:09.404
6 -	38.909	43.615	41.285	2:03.809	86.32	2.151	13:48:13.213
7 -	38.300	43.356	40.345	2:02.001 (2)	87.60	0.343	13:50:15.214
8 -	38.356	43.328	40.520	2:02.204	87.46	0.546	13:52:17.418
9 -	38.131	43.477	41.329	2:02.937	86.93	1.279	13:54:20.355
10 -	38.497	43.789	41.060	2:03.346	86.65	1.688	13:56:23.701
11 -	39.736	44.029	43.277	2:07.042	84.13	5.384	13:58:30.743

P11 16		Sven THOMPSON		Radical SR1 Gen 2			
IDEAL LAP TIME : 1:59.705		BEST LAP TIME : 2:00.061		DIFFERENCE : 0.356			
LAP	SECTOR 1	SECTOR 2	SECTOR 3	LAP TIME	MPH	DIFF	TIME OF DAY
1 -		52.151	41.429	2:16.627	78.22	16.566	13:38:05.504
2 -	38.989	43.701	41.131	2:03.821	86.31	3.760	13:40:09.325
3 -	37.855	43.438	40.066	2:01.359 (2)	88.06	1.298	13:42:10.684
4 -	37.569	1:00.807	41.143	2:19.519	76.60	19.458	13:44:30.203
5 -	53.786	44.332	40.892	2:19.010	76.88	18.949	13:46:49.213
6 -	38.830	43.777	40.521	2:03.128	86.80	3.067	13:48:52.341
7 -	38.236	43.020	40.163	2:01.419 (3)	88.02	1.358	13:50:53.760
8 -	37.924	42.693	39.444	2:00.061 (1)	89.02		13:52:53.821
9 -	37.772	42.692	51.039	2:11.503	81.27	11.442	13:55:05.324
10 -	40.631	43.801	42.921	2:07.353	83.92	7.292	13:57:12.677
11 -	40.327	44.817	43.164	2:08.308	83.30	8.247	13:59:20.985

P12 40 R		James HADLEY		Radical SR1 Gen 2			
IDEAL LAP TIME : 2:01.585		BEST LAP TIME : 2:01.982		DIFFERENCE : 0.397			
LAP	SECTOR 1	SECTOR 2	SECTOR 3	LAP TIME	MPH	DIFF	TIME OF DAY
1 -		58.031	40.709	2:23.712 (2)	74.37	21.730	13:38:12.589
2 -	38.209	43.526	40.247	2:01.982 (1)	87.62		13:40:14.571

P13 66 F		Brian CAUDWELL		Radical SR1 Gen 2			
IDEAL LAP TIME : 2:02.278		BEST LAP TIME : 2:08.926		DIFFERENCE : 6.648			
LAP	SECTOR 1	SECTOR 2	SECTOR 3	LAP TIME	MPH	DIFF	TIME OF DAY
1 -		44.335	40.233	2:08.926 (1)	82.90		13:37:57.803

Weather / Track : Cloudy / Dry

Snetterton 300
Circuit Length = 2.9689 miles
Start: 13:35 Flag 13:57 End: 14:00

Radical SR1 Cup Championship

RACE 3 - STATISTICS

Competitors Started 13
Planned Start 2021-07-03 @ 13:35:00.000
Actual Start 2021-07-03 @ 13:35:48.876
Finish Time 2021-07-03 @ 13:57:34.733
Track Length 2.9689mi.
Total Laps 124
Total Distance Covered 368.1450mi.

Session Fastest Lap History

NO	CL	NAME	LAP TIME	TIME OF DAY	LAP	VEHICLE
21		Will HUNT	2:01.848	13:37:50.740	1	Radical SR1 Gen 2
21		Will HUNT	1:59.104	13:39:49.844	2	Radical SR1 Gen 2
21		Will HUNT	1:58.515	13:41:48.360	3	Radical SR1 Gen 2
39	R	James LAY	1:58.417	13:41:48.897	3	Radical SR1 Gen 2
21		Will HUNT	1:58.329	13:43:46.688	4	Radical SR1 Gen 2
39	R	James LAY	1:58.308	13:43:47.204	4	Radical SR1 Gen 2
39	R	James LAY	1:58.273	13:45:45.477	5	Radical SR1 Gen 2
21		Will HUNT	1:58.240	13:47:43.440	6	Radical SR1 Gen 2
21		Will HUNT	1:58.144	13:49:41.585	7	Radical SR1 Gen 2
39	R	James LAY	1:57.940	13:49:41.940	7	Radical SR1 Gen 2

Session Leader History

NO	CL	NAME	FROM LAP	LAPS LED	DISTANCE	VEHICLE
21		Will HUNT	1	7	20.78 miles	Radical SR1 Gen 2
39	R	James LAY	8	4	11.87 miles	Radical SR1 Gen 2

Flag History

TYPE	TIME OF DAY
GREEN	13:35:48.876
FINISH	13:57:34.733

Flag Statistics

TYPE	COUNT	TOTAL LAPS	TOTAL TIME
Green	1	11	24:33.488
Red	0	0	0.000
Safety Car	0	0	0.000
FCY	0	0	0.000

Weather / Track : Cloudy / Dry

Snetterton 300
Circuit Length = 2.9689 miles
Start: 13:35 Flag 13:57 End: 14:00

Radical SR1 Cup Championship

RACE 3 - STATISTICS

CLASS :

5 Starters

Fastest Lap History

NO	NAME	LAP TIME	TIME OF DAY	LAP	VEHICLE
21	Will HUNT	2:01.848	13:37:50.740	1	Radical SR1 Gen 2
21	Will HUNT	1:59.104	13:39:49.844	2	Radical SR1 Gen 2
21	Will HUNT	1:58.515	13:41:48.360	3	Radical SR1 Gen 2
21	Will HUNT	1:58.329	13:43:46.688	4	Radical SR1 Gen 2
21	Will HUNT	1:58.240	13:47:43.440	6	Radical SR1 Gen 2
21	Will HUNT	1:58.144	13:49:41.585	7	Radical SR1 Gen 2

Leader History

NO	NAME	FROM LAP	LAPS LED	DISTANCE	VEHICLE
21	Will HUNT	1	11	32.65 miles	Radical SR1 Gen 2

Weather / Track : Cloudy / Dry

Results can be found at www.tsl-timing.com

Page 2 of 4

Snetterton 300
Circuit Length = 2.9689 miles
Start: 13:35 Flag 13:57 End: 14:00

Printed - 14:04 Saturday, 03 July 2021

Radical SR1 Cup Championship

RACE 3 - STATISTICS

CLASS : R

4 Starters

Fastest Lap History

NO	NAME	LAP TIME	TIME OF DAY	LAP	VEHICLE
39	James LAY	2:02.438	13:37:51.329	1	Radical SR1 Gen 2
39	James LAY	1:59.150	13:39:50.479	2	Radical SR1 Gen 2
39	James LAY	1:58.417	13:41:48.897	3	Radical SR1 Gen 2
39	James LAY	1:58.308	13:43:47.204	4	Radical SR1 Gen 2
39	James LAY	1:58.273	13:45:45.477	5	Radical SR1 Gen 2
39	James LAY	1:57.940	13:49:41.940	7	Radical SR1 Gen 2

Leader History

NO	NAME	FROM LAP	LAPS LED	DISTANCE	VEHICLE
39	James LAY	1	11	32.65 miles	Radical SR1 Gen 2

Radical SR1 Cup Championship

RACE 3 - STATISTICS

CLASS : F

4 Starters

Fastest Lap History

NO	NAME	LAP TIME	TIME OF DAY	LAP	VEHICLE
18	Mark WILLIAMS	2:07.852	13:37:56.739	1	Radical SR1 Gen 2
18	Mark WILLIAMS	2:00.833	13:39:57.572	2	Radical SR1 Gen 2
34	Ian COWLEY	2:00.618	13:46:04.065	5	Radical SR1 Gen 2
34	Ian COWLEY	2:00.472	13:48:04.537	6	Radical SR1 Gen 2
18	Mark WILLIAMS	2:00.264	13:50:02.809	7	Radical SR1 Gen 2
18	Mark WILLIAMS	2:00.031	13:54:03.196	9	Radical SR1 Gen 2

Leader History

NO	NAME	FROM LAP	LAPS LED	DISTANCE	VEHICLE
18	Mark WILLIAMS	1	11	32.65 miles	Radical SR1 Gen 2