



RADICAL SR1 CUP

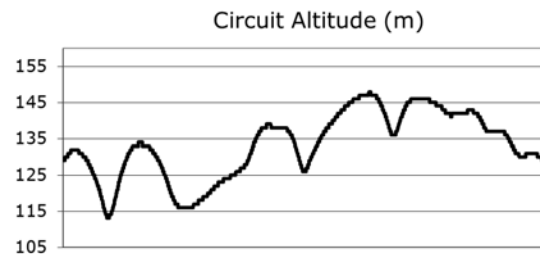
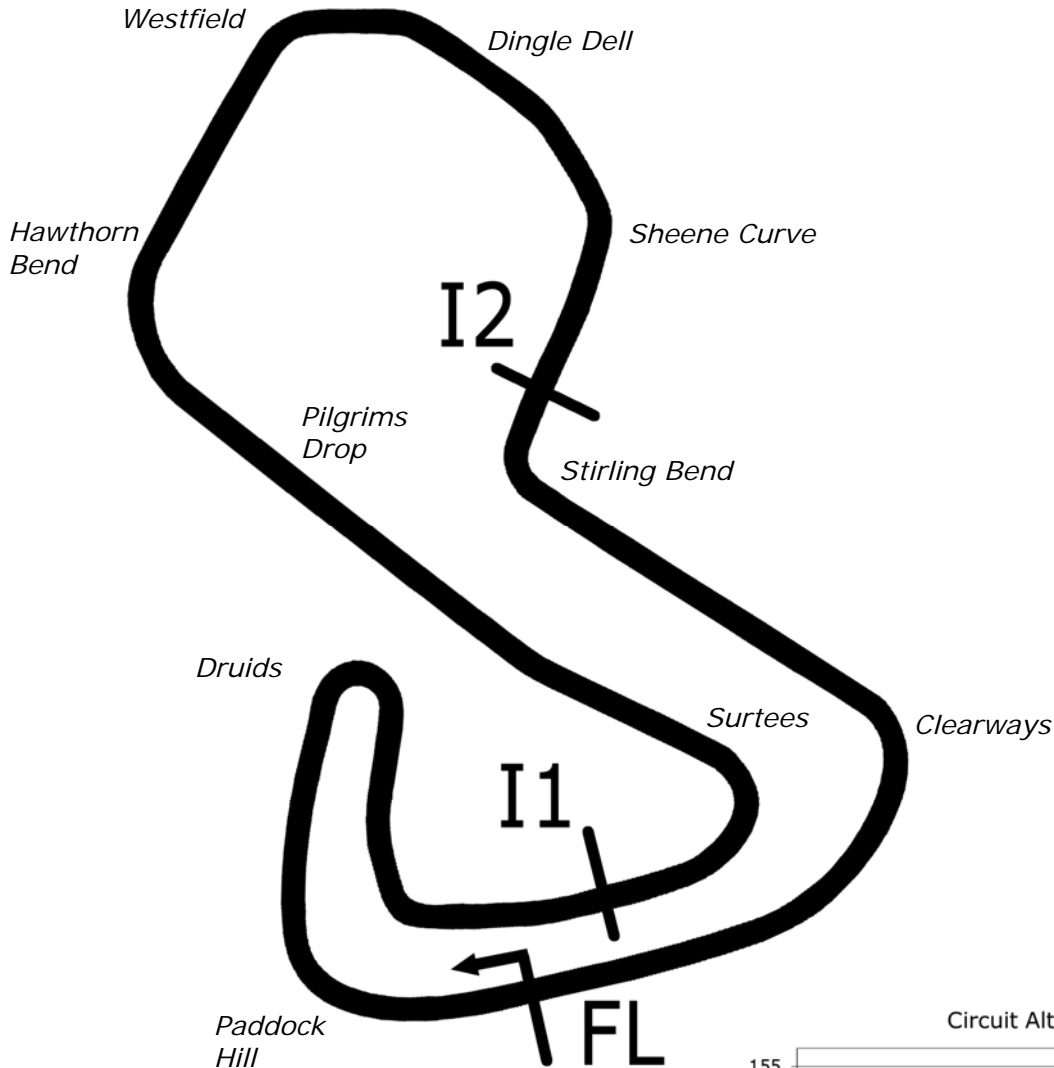
Brands Hatch GP Circuit

10th October 2020



Results Provided by Timing Solutions Ltd
www.tsl-timing.com

Brands Hatch GP



Length	2.4332 miles	3916.0 m	
FL		51.36032 N	0.26032 E
I1	1116m	51.35934 N	0.25955 E
I2	2928m	51.35532 N	0.26250 E
Pit Entry	3646m	51.35911 N	0.25743 E
Pit Exit	26m after FL	51.36027 N	0.26078 E
Pit Entry-Pit Exit 277m, 16.6s @60kph, 12.4s @80kph			

All results available at www.tsl-timing.com

Radical SR1 Cup

QUALIFYING - RACE 1 - CLASSIFICATION

POS	NO	CL	PIC NAME	ENTRY	TIME	ON	LAPS	GAP	DIFF	MPH
1	52		1 Ross ELLIOTT	Radical SR1 Gen 2	1:32.360	12	12			94.84
2	33		2 James PINKERTON	Radical SR1 Gen 2	1:33.502	12	12	1.142	1.142	93.68
3	19		3 Dean WARRINER	Radical SR1 Gen 2	1:33.737	12	13	1.377	0.235	93.45
4	27		4 Mackenzie WALKER	Radical SR1 Gen 2	1:34.566	7	12	2.206	0.829	92.63
5	21		5 Will HUNT	Radical SR1 Gen 2	1:34.842	9	12	2.482	0.276	92.36
6	34	F	1 Ian COWLEY (R)	Radical SR1 Gen 2	1:35.735	12	12	3.375	0.893	91.50
7	7		6 Frazer MCFADDEN (R)	Radical SR1 Gen 2	1:36.202	10	12	3.842	0.467	91.05
8	18	F	2 Mark WILLIAMS	Radical SR1 Gen 2	1:37.194	12	12	4.834	0.992	90.12
9	62	F	3 Simon BAILEY	Radical SR1 Gen 2	1:38.478	12	12	6.118	1.284	88.95
10	95	F	4 David TAGG	Radical SR1 Gen 2	1:39.901	11	11	7.541	1.423	87.68
11	5		7 Sam ASHWORTH	Radical SR1 Gen 2	1:40.848	11	11	8.488	0.947	86.86
12	17	F	5 Gavin MCALPINE	Radical SR1 Gen 2	1:41.407	10	11	9.047	0.559	86.38
13	22	F	6 Andy LOWE (R)	Radical SR1 Gen 2	1:41.464	11	11	9.104	0.057	86.33
14	42	F	7 Ian ELLIS	Radical SR1 Gen 2	1:41.917	11	11	9.557	0.453	85.95
15	24*		8 Paul CLARK	Radical SR1 Gen 2	1:43.652	8	10	11.292	1.735	84.51

*Car 24 requires a working transponder - Regulation Q12.2.1 refers.

Weather / Track : Bright / Damp

These results are provisional until the conclusion of any judicial and technical matters.

Brands Hatch GP

Circuit Length = 2.4332 miles

Start: 09:19 Flag 09:39 End: 09:40

Clerk Of Course :	Steward :	Timekeeper : Nick Palmer
-------------------	-----------	--------------------------

Radical SR1 Cup

QUALIFYING - RACE 1 - 2ND FASTEST CLASSIFICATION

POS	NO	CL	PIC NAME	ENTRY	TIME	ON	LAPS	GAP	DIFF	MPH
1	52		1 Ross ELLIOTT	Radical SR1 Gen 2	1:32.626	11	12			94.57
2	19		2 Dean WARRINER	Radical SR1 Gen 2	1:33.758	11	13	1.132	1.132	93.43
3	33		3 James PINKERTON	Radical SR1 Gen 2	1:34.494	11	12	1.868	0.736	92.70
4	21		4 Will HUNT	Radical SR1 Gen 2	1:34.938	11	12	2.312	0.444	92.26
5	27		5 Mackenzie WALKER	Radical SR1 Gen 2	1:35.039	12	12	2.413	0.101	92.17
6	34	F	1 Ian COWLEY (R)	Radical SR1 Gen 2	1:36.522	11	12	3.896	1.483	90.75
7	7		6 Frazer MCFADDEN (R)	Radical SR1 Gen 2	1:36.980	7	12	4.354	0.458	90.32
8	18	F	2 Mark WILLIAMS	Radical SR1 Gen 2	1:37.702	10	12	5.076	0.722	89.65
9	62	F	3 Simon BAILEY	Radical SR1 Gen 2	1:39.108	11	12	6.482	1.406	88.38
10	95	F	4 David TAGG	Radical SR1 Gen 2	1:40.472	10	11	7.846	1.364	87.18
11	22	F	5 Andy LOWE (R)	Radical SR1 Gen 2	1:41.527	10	11	8.901	1.055	86.28
12	17	F	6 Gavin MCALPINE	Radical SR1 Gen 2	1:41.894	11	11	9.268	0.367	85.97
13	5		7 Sam ASHWORTH	Radical SR1 Gen 2	1:41.983	10	11	9.357	0.089	85.89
14	42	F	7 Ian ELLIS	Radical SR1 Gen 2	1:43.423	9	11	10.797	1.440	84.69
15	24*		8 Paul CLARK	Radical SR1 Gen 2	1:43.708	6	10	11.082	0.285	84.46

*Car 24 requires a working transponder - Regulation Q12.2.1 refers.

Weather / Track : Bright / Damp

These results are provisional until the conclusion of any judicial and technical matters.

Brands Hatch GP

Circuit Length = 2.4332 miles

Start: 09:19 Flag 09:39 End: 09:40

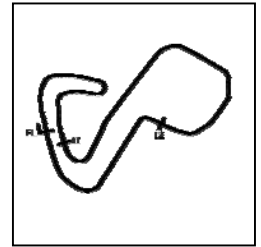
Clerk Of Course :

Steward :

Timekeeper : Nick Palmer

Radical SR1 Cup

QUALIFYING - RACE 1 - SECTOR ANALYSIS



SECTOR 1 = FL to I1, SECTOR 2 = I1 to I2, SECTOR 3 = I2 to FL, DIFF = Difference To Personal Best Lap, P = Crossed Finish Line in Pit Lane, D = Time Disallowed

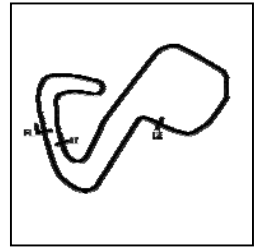
P1 52		Ross ELLIOTT		Radical SR1 Gen 2			
IDEAL LAP TIME : 1:32.313		BEST LAP TIME : 1:32.360		DIFFERENCE : 0.047			
LAP	SECTOR 1	SECTOR 2	SECTOR 3	LAP TIME	MPH	DIFF	TIME OF DAY
1 -	OUTLAP	58.579	27.358	2:10.480	67.13	38.120	09:21:55.421
2 -	35.538	50.107	25.446	1:51.091	78.85	18.731	09:23:46.512
3 -	32.507	46.746	24.171	1:43.424	84.69	11.064	09:25:29.936
4 -	31.892	45.718	23.338	1:40.948	86.77	8.588	09:27:10.884
5 -	30.744	44.043	23.252	1:38.039	89.35	5.679	09:28:48.923
6 -	29.629	43.755	22.896	1:36.280	90.98	3.920	09:30:25.203
7 -	29.530	43.442	23.728	1:36.700	90.58	4.340	09:32:01.903
8 -	29.808	43.143	23.276	1:36.227	91.03	3.867	09:33:38.130
9 -	29.160	42.143	22.439	1:33.742	93.44	1.382	09:35:11.872
10 -	28.979	42.325	22.285	1:33.589 (3)	93.59	1.229	09:36:45.461
11 -	28.983	41.420	22.223	1:32.626 (2)	94.57	0.266	09:38:18.087
12 -	28.767	41.467	22.126	1:32.360 (1)	94.84		09:39:50.447

P2 33		James PINKERTON		Radical SR1 Gen 2			
IDEAL LAP TIME : 1:33.502		BEST LAP TIME : 1:33.502		DIFFERENCE : 0.000			
LAP	SECTOR 1	SECTOR 2	SECTOR 3	LAP TIME	MPH	DIFF	TIME OF DAY
1 -	OUTLAP	55.225	26.295	2:04.466	70.37	30.964	09:21:51.972
2 -	34.678	49.477	24.950	1:49.105	80.28	15.603	09:23:41.077
3 -	32.342	47.059	24.794	1:44.195	84.07	10.693	09:25:25.272
4 -	31.940	46.685	24.106	1:42.731	85.26	9.229	09:27:08.003
5 -	30.809	44.700	23.766	1:39.275	88.23	5.773	09:28:47.278
6 -	29.704	44.501	23.282	1:37.487	89.85	3.985	09:30:24.765
7 -	29.445	45.014	23.424	1:37.883	89.49	4.381	09:32:02.648
8 -	30.540	43.431	23.346	1:37.317	90.01	3.815	09:33:39.965
9 -	30.158	43.330	22.984	1:36.472	90.80	2.970	09:35:16.437
10 -	29.209	43.150	22.680	1:35.039 (3)	92.17	1.537	09:36:51.476
11 -	29.065	42.858	22.571	1:34.494 (2)	92.70	0.992	09:38:25.970
12 -	28.887	42.221	22.394	1:33.502 (1)	93.68		09:39:59.472

P3 19		Dean WARRINER		Radical SR1 Gen 2			
IDEAL LAP TIME : 1:33.650		BEST LAP TIME : 1:33.737		DIFFERENCE : 0.087			
LAP	SECTOR 1	SECTOR 2	SECTOR 3	LAP TIME	MPH	DIFF	TIME OF DAY
1 -	OUTLAP	48.588	25.067	1:52.366	77.95	18.629	09:21:09.559
2 -	32.261	46.652	23.865	1:42.778	85.23	9.041	09:22:52.337
3 -	31.391	44.547	23.345	1:39.283	88.23	5.546	09:24:31.620
4 -	30.192	43.972	22.909	1:37.073	90.23	3.336	09:26:08.693
5 -	29.748	43.970	22.977	1:36.695	90.59	2.958	09:27:45.388
6 -	29.704	42.623	22.487	1:34.814	92.38	1.077	09:29:20.202
7 -	29.455	43.106	22.842	1:35.403	91.81	1.666	09:30:55.605
8 -	31.352	43.349	24.372	1:39.073	88.41	5.336	09:32:34.678
9 -	29.259	42.450	22.472	1:34.181 (3)	93.01	0.444	09:34:08.859
10 -	29.251	42.630	22.304	1:34.185	93.00	0.448	09:35:43.044
11 -	29.197	42.157	22.404	1:33.758 (2)	93.43	0.021	09:37:16.802
12 -	29.229	42.149	22.359	1:33.737 (1)	93.45		09:38:50.539
13 -	32.176	45.894	27.424	1:45.494	83.03	11.757	09:40:36.033

Radical SR1 Cup

QUALIFYING - RACE 1 - SECTOR ANALYSIS



SECTOR 1 = FL to I1, SECTOR 2 = I1 to I2, SECTOR 3 = I2 to FL, DIFF = Difference To Personal Best Lap, P = Crossed Finish Line in Pit Lane, D = Time Disallowed

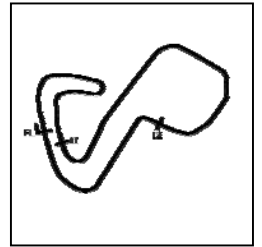
P4 27		Mackenzie WALKER		Radical SR1 Gen 2			
IDEAL LAP TIME : 1:34.277		BEST LAP TIME : 1:34.566		DIFFERENCE : 0.289			
LAP	SECTOR 1	SECTOR 2	SECTOR 3	LAP TIME	MPH	DIFF	TIME OF DAY
1 -	OUTLAP	52.940	26.084	1:58.947	73.64	24.381	09:21:21.912
2 -	33.020	47.715	24.451	1:45.186	83.27	10.620	09:23:07.098
3 -	31.217	44.467	23.669	1:39.353	88.16	4.787	09:24:46.451
4 -	30.599	43.990	22.948	1:37.537	89.81	2.971	09:26:23.988
5 -	29.834	43.497	22.806	1:36.137	91.11	1.571	09:28:00.125
6 -	29.825	43.186	22.528	1:35.539 (3)	91.68	0.973	09:29:35.664
7 -	29.560	42.459	22.547	1:34.566 (1)	92.63		09:31:10.230
8 -	29.501	46.671	22.871	1:39.043	88.44	4.477	09:32:49.273
9 -	29.653	54.405	22.952	1:47.010	81.86	12.444	09:34:36.283
10 -	29.655	43.263	22.810	1:35.728	91.50	1.162	09:36:12.011
11 -	29.513	44.826	22.317	1:36.656	90.62	2.090	09:37:48.667
12 -	29.653	43.017	22.369	1:35.039 (2)	92.17	0.473	09:39:23.706

P5 21		Will HUNT		Radical SR1 Gen 2			
IDEAL LAP TIME : 1:34.426		BEST LAP TIME : 1:34.842		DIFFERENCE : 0.416			
LAP	SECTOR 1	SECTOR 2	SECTOR 3	LAP TIME	MPH	DIFF	TIME OF DAY
1 -	OUTLAP	48.984	25.666	1:53.398	77.24	18.556	09:22:31.530
2 -	32.657	45.624	24.419	1:42.700	85.29	7.858	09:24:14.230
3 -	31.348	44.992	24.185	1:40.525	87.14	5.683	09:25:54.755
4 -	30.373	43.785	23.426	1:37.584	89.76	2.742	09:27:32.339
5 -	29.725	45.187	24.527	1:39.439	88.09	4.597	09:29:11.778
6 -	30.549	45.557	23.454	1:39.560	87.98	4.718	09:30:51.338
7 -	30.167	43.303	23.120	1:36.590	90.69	1.748	09:32:27.928
8 -	29.310	43.087	23.122	1:35.519	91.70	0.677	09:34:03.447
9 -	29.183	42.702	22.957	1:34.842 (1)	92.36		09:35:38.289
10 -	29.246	43.441	23.196	1:35.883	91.35	1.041	09:37:14.172
11 -	29.147	42.889	22.902	1:34.938 (2)	92.26	0.096	09:38:49.110
12 -	29.043	43.345	22.681	1:35.069 (3)	92.14	0.227	09:40:24.179

P6 34 F		Ian COWLEY (R)		Radical SR1 Gen 2			
IDEAL LAP TIME : 1:35.735		BEST LAP TIME : 1:35.735		DIFFERENCE : 0.000			
LAP	SECTOR 1	SECTOR 2	SECTOR 3	LAP TIME	MPH	DIFF	TIME OF DAY
1 -	OUTLAP	54.091	28.496	2:03.068	71.17	27.333	09:21:27.832
2 -	34.503	49.863	25.639	1:50.005	79.63	14.270	09:23:17.837
3 -	33.414	48.669	24.882	1:46.965	81.89	11.230	09:25:04.802
4 -	33.325	46.827	24.377	1:44.529	83.80	8.794	09:26:49.331
5 -	31.306	45.787	23.999	1:41.092	86.65	5.357	09:28:30.423
6 -	31.293	45.226	23.874	1:40.393	87.25	4.658	09:30:10.816
7 -	30.859	45.854	23.863	1:40.576	87.09	4.841	09:31:51.392
8 -	30.047	45.106	23.633	1:38.786	88.67	3.051	09:33:30.178
9 -	30.206	44.577	23.337	1:38.120	89.27	2.385	09:35:08.298
10 -	30.151	44.268	23.668	1:38.087 (3)	89.30	2.352	09:36:46.385
11 -	29.901	43.709	22.912	1:36.522 (2)	90.75	0.787	09:38:22.907
12 -	29.516	43.315	22.904	1:35.735 (1)	91.50		09:39:58.642

Radical SR1 Cup

QUALIFYING - RACE 1 - SECTOR ANALYSIS



SECTOR 1 = FL to I1, SECTOR 2 = I1 to I2, SECTOR 3 = I2 to FL, DIFF = Difference To Personal Best Lap, P = Crossed Finish Line in Pit Lane, D = Time Disallowed

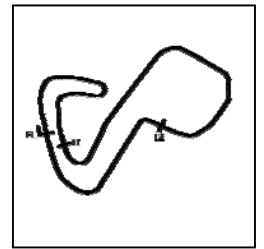
P7		7		Frazer MCFADDEN (R)		Radical SR1 Gen 2	
IDEAL LAP TIME : 1:35.825		BEST LAP TIME : 1:36.202		DIFFERENCE : 0.377			
LAP	SECTOR 1	SECTOR 2	SECTOR 3	LAP TIME	MPH	DIFF	TIME OF DAY
1 -	OUTLAP	54.052	25.859	1:59.943	73.03	23.741	09:21:19.748
2 -	34.552	48.972	24.712	1:48.236	80.93	12.034	09:23:07.984
3 -	32.336	47.223	24.190	1:43.749	84.43	7.547	09:24:51.733
4 -	30.889	44.509	23.234	1:38.632	88.81	2.430	09:26:30.365
5 -	30.273	46.544	24.252	1:41.069	86.67	4.867	09:28:11.434
6 -	30.809	44.324	23.189	1:38.322	89.09	2.120	09:29:49.756
7 -	30.401	43.631	22.948	1:36.980 (2)	90.32	0.778	09:31:26.736
8 -	29.850	44.056	23.079	1:36.985 (3)	90.32	0.783	09:33:03.721
9 -	29.934	45.323	23.805	1:39.062	88.42	2.860	09:34:42.783
10 -	30.014	43.369	22.819	1:36.202 (1)	91.05		09:36:18.985
11 -	29.637	44.885	23.344	1:37.866	89.50	1.664	09:37:56.851
12 -	29.947	44.118	23.853	1:37.918	89.46	1.716	09:39:34.769

P8		18 F		Mark WILLIAMS		Radical SR1 Gen 2	
IDEAL LAP TIME : 1:37.128		BEST LAP TIME : 1:37.194		DIFFERENCE : 0.066			
LAP	SECTOR 1	SECTOR 2	SECTOR 3	LAP TIME	MPH	DIFF	TIME OF DAY
1 -	OUTLAP	55.605	26.830	2:05.784	69.64	28.590	09:21:40.604
2 -	35.387	50.576	25.303	1:51.266	78.72	14.072	09:23:31.870
3 -	32.975	47.920	24.534	1:45.429	83.08	8.235	09:25:17.299
4 -	31.262	47.254	24.405	1:42.921	85.11	5.727	09:27:00.220
5 -	31.273	45.898	24.112	1:41.283	86.48	4.089	09:28:41.503
6 -	30.998	45.735	24.088	1:40.821	86.88	3.627	09:30:22.324
7 -	30.438	45.161	24.133	1:39.732	87.83	2.538	09:32:02.056
8 -	31.890	44.762	23.394	1:40.046	87.55	2.852	09:33:42.102
9 -	30.312	45.463	23.942	1:39.717	87.84	2.523	09:35:21.819
10 -	29.827	44.562	23.313	1:37.702 (2)	89.65	0.508	09:36:59.521
11 -	29.732	45.014	22.996	1:37.742 (3)	89.62	0.548	09:38:37.263
12 -	29.730	44.628	22.836	1:37.194 (1)	90.12		09:40:14.457

P9		62 F		Simon BAILEY		Radical SR1 Gen 2	
IDEAL LAP TIME : 1:38.438		BEST LAP TIME : 1:38.478		DIFFERENCE : 0.040			
LAP	SECTOR 1	SECTOR 2	SECTOR 3	LAP TIME	MPH	DIFF	TIME OF DAY
1 -	OUTLAP	54.954	27.226	2:04.390	70.42	25.912	09:21:23.129
2 -	36.377	50.607	25.708	1:52.692	77.73	14.214	09:23:15.821
3 -	34.332	49.101	25.166	1:48.599	80.66	10.121	09:25:04.420
4 -	34.656	47.198	24.262	1:46.116	82.54	7.638	09:26:50.536
5 -	31.875	46.612	24.174	1:42.661	85.32	4.183	09:28:33.197
6 -	31.839	46.243	24.218	1:42.300	85.62	3.822	09:30:15.497
7 -	31.668	46.343	23.772	1:41.783	86.06	3.305	09:31:57.280
8 -	31.722	46.774	23.736	1:42.232	85.68	3.754	09:33:39.512
9 -	31.851	46.308	24.423	1:42.582	85.39	4.104	09:35:22.094
10 -	31.084	45.461	23.423	1:39.968 (3)	87.62	1.490	09:37:02.062
11 -	30.841	44.922	23.345	1:39.108 (2)	88.38	0.630	09:38:41.170
12 -	30.543	44.550	23.385	1:38.478 (1)	88.95		09:40:19.648

Radical SR1 Cup

QUALIFYING - RACE 1 - SECTOR ANALYSIS



SECTOR 1 = FL to I1, SECTOR 2 = I1 to I2, SECTOR 3 = I2 to FL, DIFF = Difference To Personal Best Lap, P = Crossed Finish Line in Pit Lane, D = Time Disallowed

P10 95 F		David TAGG		Radical SR1 Gen 2			
IDEAL LAP TIME : 1:39.614		BEST LAP TIME : 1:39.901		DIFFERENCE : 0.287			
LAP	SECTOR 1	SECTOR 2	SECTOR 3	LAP TIME	MPH	DIFF	TIME OF DAY
1 -	OUTLAP	56.758	27.172	2:13.503	65.61	33.602	09:22:02.802
2 -	35.070	50.591	25.311	1:50.972	78.93	11.071	09:23:53.774
3 -	33.990	48.940	24.803	1:47.733	81.31	7.832	09:25:41.507
4 -	32.082	47.605	24.180	1:43.867	84.33	3.966	09:27:25.374
5 -	32.997	47.288	24.349	1:44.634	83.71	4.733	09:29:10.008
6 -	32.340	48.028	24.871	1:45.239	83.23	5.338	09:30:55.247
7 -	33.569	47.358	24.550	1:45.477	83.04	5.576	09:32:40.724
8 -	32.160	47.626	24.069	1:43.855	84.34	3.954	09:34:24.579
9 -	31.295	46.318	23.981	1:41.594 (3)	86.22	1.693	09:36:06.173
10 -	30.531	46.474	23.467	1:40.472 (2)	87.18	0.571	09:37:46.645
11 -	30.818	45.618	23.465	1:39.901 (1)	87.68		09:39:26.546

P11 5		Sam ASHWORTH		Radical SR1 Gen 2			
IDEAL LAP TIME : 1:40.759		BEST LAP TIME : 1:40.848		DIFFERENCE : 0.089			
LAP	SECTOR 1	SECTOR 2	SECTOR 3	LAP TIME	MPH	DIFF	TIME OF DAY
1 -	OUTLAP	56.873	28.554	2:08.660	68.08	27.812	09:21:36.443
2 -	39.493	53.044	26.151	1:58.688	73.80	17.840	09:23:35.131
3 -	34.812	50.507	26.807	1:52.126	78.12	11.278	09:25:27.257
4 -	34.863	48.798	24.998	1:48.659	80.61	7.811	09:27:15.916
5 -	32.597	48.261	24.580	1:45.438	83.08	4.590	09:29:01.354
6 -	34.285	48.872	24.845	1:48.002	81.10	7.154	09:30:49.356
7 -	33.711	48.326	24.814	1:46.851	81.98	6.003	09:32:36.207
8 -	32.692	47.465	24.897	1:45.054 (3)	83.38	4.206	09:34:21.261
9 -	36.749	54.238	24.546	1:55.533	75.82	14.685	09:36:16.794
10 -	31.585	46.539	23.859	1:41.983 (2)	85.89	1.135	09:37:58.777
11 -	31.674	45.551	23.623	1:40.848 (1)	86.86		09:39:39.625

P12 17 F		Gavin MCALPINE		Radical SR1 Gen 2			
IDEAL LAP TIME : 1:40.989		BEST LAP TIME : 1:41.407		DIFFERENCE : 0.418			
LAP	SECTOR 1	SECTOR 2	SECTOR 3	LAP TIME	MPH	DIFF	TIME OF DAY
1 -	OUTLAP	1:00.371	29.971	2:16.233	64.30	34.826	09:21:54.052
2 -	38.371	53.302	27.030	1:58.703	73.79	17.296	09:23:52.755
3 -	35.239	51.534	IN PIT	2:36.138 P	56.10	54.731	09:26:28.893
4 -	OUTLAP	50.039	25.624	1:53.254	77.34	11.847	09:28:22.147
5 -	33.181	48.564	25.238	1:46.983	81.88	5.576	09:30:09.130
6 -	32.437	48.749	24.998	1:46.184	82.49	4.777	09:31:55.314
7 -	31.712	47.474	24.751	1:43.937	84.28	2.530	09:33:39.251
8 -	31.827	47.746	24.326	1:43.899	84.31	2.492	09:35:23.150
9 -	31.516	46.664	23.826	1:42.006 (3)	85.87	0.599	09:37:05.156
10 -	30.961	46.208	24.238	1:41.407 (1)	86.38		09:38:46.563
11 -	31.195	46.879	23.820	1:41.894 (2)	85.97	0.487	09:40:28.457

P13 22 F		Andy LOWE (R)		Radical SR1 Gen 2			
IDEAL LAP TIME : 1:40.148		BEST LAP TIME : 1:41.464		DIFFERENCE : 1.316			
LAP	SECTOR 1	SECTOR 2	SECTOR 3	LAP TIME	MPH	DIFF	TIME OF DAY
1 -	OUTLAP	58.784	29.109	2:12.032	66.34	30.568	09:21:53.717
2 -	36.640	51.797	26.418	1:54.855	76.26	13.391	09:23:48.572
3 -	34.473	49.762	25.580	1:49.815	79.76	8.351	09:25:38.387
4 -	33.949	47.661	24.866	1:46.476	82.27	5.012	09:27:24.863
5 -	34.151	48.034	25.243	1:47.428	81.54	5.964	09:29:12.291
6 -	31.734	46.805	24.622	1:43.161	84.91	1.697	09:30:55.452
7 -	32.472	46.352	24.540	1:43.364	84.74	1.900	09:32:38.816
8 -	32.150	45.724	24.722	1:42.596 (3)	85.38	1.132	09:34:21.412
9 -	31.903	46.287	24.886	1:43.076	84.98	1.612	09:36:04.488
10 -	31.880	45.594	24.053	1:41.527 (2)	86.28	0.063	09:37:46.015
11 -	33.050	44.622	23.792	1:41.464 (1)	86.33		09:39:27.479

Weather / Track : Bright / Damp

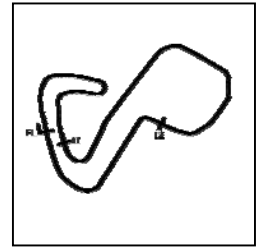
Brands Hatch GP

Circuit Length = 2.4332 miles

Start: 09:19 Flag 09:39 End: 09:40

Radical SR1 Cup

QUALIFYING - RACE 1 - SECTOR ANALYSIS



SECTOR 1 = FL to I1, SECTOR 2 = I1 to I2, SECTOR 3 = I2 to FL, DIFF = Difference To Personal Best Lap, P = Crossed Finish Line in Pit Lane, D = Time Disallowed

P14 42 F		Ian ELLIS		Radical SR1 Gen 2			
IDEAL LAP TIME : 1:41.917		BEST LAP TIME : 1:41.917		DIFFERENCE : 0.000			
LAP	SECTOR 1	SECTOR 2	SECTOR 3	LAP TIME	MPH	DIFF	TIME OF DAY
1 -	OUTLAP	57.037	28.741	2:08.867	67.97	26.950	09:21:37.541
2 -	37.495	52.285	26.688	1:56.468	75.21	14.551	09:23:34.009
3 -	35.034	49.797	26.272	1:51.103	78.84	9.186	09:25:25.112
4 -	34.441	49.061	25.279	1:48.781	80.52	6.864	09:27:13.893
5 -	33.685	48.170	25.321	1:47.176	81.73	5.259	09:29:01.069
6 -	36.200	51.209	25.762	1:53.171	77.40	11.254	09:30:54.240
7 -	33.068	47.382	25.116	1:45.566	82.97	3.649	09:32:39.806
8 -	32.989	48.426	24.468	1:45.883	82.73	3.966	09:34:25.689
9 -	32.209	46.739	24.475	1:43.423 (2)	84.69	1.506	09:36:09.112
10 -	32.099	46.953	24.544	1:43.596 (3)	84.55	1.679	09:37:52.708
11 -	31.598	46.319	24.000	1:41.917 (1)	85.95		09:39:34.625

P15 24		Paul CLARK		Radical SR1 Gen 2			
IDEAL LAP TIME :		BEST LAP TIME : 1:43.652		DIFFERENCE :			
LAP	SECTOR 1	SECTOR 2	SECTOR 3	LAP TIME	MPH	DIFF	TIME OF DAY
1 -				1:58.071	74.19	14.419	09:23:43.092
2 -				1:51.312	78.69	7.660	09:25:34.404
3 -				1:47.477	81.50	3.825	09:27:21.881
4 -				1:46.419	82.31	2.767	09:29:08.300
5 -				1:51.245	78.74	7.593	09:30:59.545
6 -				1:43.708 (2)	84.46	0.056	09:32:43.253
7 -				1:45.476	83.05	1.824	09:34:28.729
8 -				1:43.652 (1)	84.51		09:36:12.381
9 -				1:44.635 (3)	83.71	0.983	09:37:57.016
10 -				1:45.453	83.06	1.801	09:39:42.469

Radical SR1 Cup

QUALIFYING - RACE 1 - BEST SECTORS

SECTOR 1			SECTOR 2			SECTOR 3			IDEAL / BEST COMPARISON						
POS	NO	NAME	TIME	NO	NAME	TIME	NO	NAME	TIME	POS	NO	NAME	IDEAL	BEST	DIFF
													PERFECT LAP	1:32.313	
1	52	ELLIOTT	28.767	52	ELLIOTT	41.420	52	ELLIOTT	22.126	1	52	ELLIOTT	1:32.313	1:32.360	0.047
2	33	PINKERTON	28.887	19	WARRINER	42.149	19	WARRINER	22.304	2	33	PINKERTON	1:33.502	1:33.502	0.000
3	21	HUNT	29.043	33	PINKERTON	42.221	27	WALKER	22.317	3	19	WARRINER	1:33.650	1:33.737	0.087
4	19	WARRINER	29.197	27	WALKER	42.459	33	PINKERTON	22.394	4	27	WALKER	1:34.277	1:34.566	0.289
5	27	WALKER	29.501	21	HUNT	42.702	21	HUNT	22.681	5	21	HUNT	1:34.426	1:34.842	0.416
6	34	COWLEY (R)	29.516	34	COWLEY (R)	43.315	7	MCFADDEN (R)	22.819	6	34	COWLEY (R)	1:35.735	1:35.735	0.000
7	7	MCFADDEN (R)	29.637	7	MCFADDEN (R)	43.369	18	WILLIAMS	22.836	7	7	MCFADDEN (R)	1:35.825	1:36.202	0.377
8	18	WILLIAMS	29.730	62	BAILEY	44.550	34	COWLEY (R)	22.904	8	18	WILLIAMS	1:37.128	1:37.194	0.066
9	95	TAGG	30.531	18	WILLIAMS	44.562	62	BAILEY	23.345	9	62	BAILEY	1:38.438	1:38.478	0.040
10	62	BAILEY	30.543	22	LOWE (R)	44.622	95	TAGG	23.465	10	95	TAGG	1:39.614	1:39.901	0.287
11	17	MCALPINE	30.961	5	ASHWORTH	45.551	5	ASHWORTH	23.623	11	22	LOWE (R)	1:40.148	1:41.464	1.316
12	5	ASHWORTH	31.585	95	TAGG	45.618	22	LOWE (R)	23.792	12	5	ASHWORTH	1:40.759	1:40.848	0.089
13	42	ELLIS	31.598	17	MCALPINE	46.208	17	MCALPINE	23.820	13	17	MCALPINE	1:40.989	1:41.407	0.418
14	22	LOWE (R)	31.734	42	ELLIS	46.319	42	ELLIS	24.000	14	42	ELLIS	1:41.917	1:41.917	0.000
15										15	24	CLARK		1:43.652	

Weather / Track : Bright / Damp

Results can be found at www.tsl-timing.com

Brands Hatch GP

Circuit Length = 2.4332 miles

Start: 09:19 Flag 09:39 End: 09:40

Printed - 09:49 Saturday, 10 October 2020

Radical SR1 Cup

QUALIFYING - RACE 1 - STATISTICS

Competitors Started 15
Planned Start 2020-10-10 @ 09:00:00.000
Actual Start 2020-10-10 @ 09:19:07.825
Finish Time 2020-10-10 @ 09:39:09.342
Track Length 2.4332mi.
Total Laps 174
Total Distance Covered 423.3923mi.

Session Fastest Lap History

NO	CL	NAME	LAP TIME	TIME OF DAY	LAP	VEHICLE
19		Dean WARRINER	1:42.778	09:22:52.351	2	Radical SR1 Gen 2
21		Will HUNT	1:42.700	09:24:14.250	2	Radical SR1 Gen 2
19		Dean WARRINER	1:39.283	09:24:31.634	3	Radical SR1 Gen 2
19		Dean WARRINER	1:37.073	09:26:08.708	4	Radical SR1 Gen 2
19		Dean WARRINER	1:36.695	09:27:45.402	5	Radical SR1 Gen 2
27		Mackenzie WALKER	1:36.137	09:28:00.146	5	Radical SR1 Gen 2
19		Dean WARRINER	1:34.814	09:29:20.217	6	Radical SR1 Gen 2
27		Mackenzie WALKER	1:34.566	09:31:10.250	7	Radical SR1 Gen 2
19		Dean WARRINER	1:34.181	09:34:08.872	9	Radical SR1 Gen 2
52		Ross ELLIOTT	1:33.742	09:35:11.891	9	Radical SR1 Gen 2
52		Ross ELLIOTT	1:33.589	09:36:45.480	10	Radical SR1 Gen 2
52		Ross ELLIOTT	1:32.626	09:38:18.105	11	Radical SR1 Gen 2
52		Ross ELLIOTT	1:32.360	09:39:50.466	12	Radical SR1 Gen 2

Flag History

TYPE	TIME OF DAY
GREEN	09:19:07.825
FINISH	09:39:09.342

Flag Statistics

TYPE	COUNT	TOTAL LAPS	TOTAL TIME
Green	1	13	21:40.081
Red	0	0	0.000
Safety Car	0	0	0.000
FCY	0	0	0.000

Radical SR1 Cup

QUALIFYING - RACE 1 - STATISTICS

CLASS :

8 Starters

Fastest Lap History

NO	NAME	LAP TIME	TIME OF DAY	LAP	VEHICLE
19	Dean WARRINER	1:42.778	09:22:52.351	2	Radical SR1 Gen 2
21	Will HUNT	1:42.700	09:24:14.250	2	Radical SR1 Gen 2
19	Dean WARRINER	1:39.283	09:24:31.634	3	Radical SR1 Gen 2
19	Dean WARRINER	1:37.073	09:26:08.708	4	Radical SR1 Gen 2
19	Dean WARRINER	1:36.695	09:27:45.402	5	Radical SR1 Gen 2
27	Mackenzie WALKER	1:36.137	09:28:00.146	5	Radical SR1 Gen 2
19	Dean WARRINER	1:34.814	09:29:20.217	6	Radical SR1 Gen 2
27	Mackenzie WALKER	1:34.566	09:31:10.250	7	Radical SR1 Gen 2
19	Dean WARRINER	1:34.181	09:34:08.872	9	Radical SR1 Gen 2
52	Ross ELLIOTT	1:33.742	09:35:11.891	9	Radical SR1 Gen 2
52	Ross ELLIOTT	1:33.589	09:36:45.480	10	Radical SR1 Gen 2
52	Ross ELLIOTT	1:32.626	09:38:18.105	11	Radical SR1 Gen 2
52	Ross ELLIOTT	1:32.360	09:39:50.466	12	Radical SR1 Gen 2

Weather / Track : Bright / Damp

Results can be found at www.tsl-timing.com

Page 2 of 3

Brands Hatch GP
Circuit Length = 2.4332 miles
Start: 09:19 Flag 09:39 End: 09:40

Printed - 09:50 Saturday, 10 October 2020

Radical SR1 Cup

QUALIFYING - RACE 1 - STATISTICS

CLASS : F

7 Starters

Fastest Lap History

NO	NAME	LAP TIME	TIME OF DAY	LAP	VEHICLE
62	Simon BAILEY	1:52.692	09:23:15.839	2	Radical SR1 Gen 2
34	Ian COWLEY (R)	1:50.005	09:23:17.858	2	Radical SR1 Gen 2
62	Simon BAILEY	1:48.599	09:25:04.438	3	Radical SR1 Gen 2
34	Ian COWLEY (R)	1:46.965	09:25:04.822	3	Radical SR1 Gen 2
18	Mark WILLIAMS	1:45.429	09:25:17.319	3	Radical SR1 Gen 2
34	Ian COWLEY (R)	1:44.529	09:26:49.351	4	Radical SR1 Gen 2
18	Mark WILLIAMS	1:42.921	09:27:00.240	4	Radical SR1 Gen 2
34	Ian COWLEY (R)	1:41.092	09:28:30.442	5	Radical SR1 Gen 2
34	Ian COWLEY (R)	1:40.393	09:30:10.835	6	Radical SR1 Gen 2
18	Mark WILLIAMS	1:39.732	09:32:02.010	7	Radical SR1 Gen 2
34	Ian COWLEY (R)	1:38.786	09:33:30.198	8	Radical SR1 Gen 2
34	Ian COWLEY (R)	1:38.120	09:35:08.317	9	Radical SR1 Gen 2
34	Ian COWLEY (R)	1:38.087	09:36:46.404	10	Radical SR1 Gen 2
18	Mark WILLIAMS	1:37.702	09:36:59.541	10	Radical SR1 Gen 2
34	Ian COWLEY (R)	1:36.522	09:38:22.927	11	Radical SR1 Gen 2
34	Ian COWLEY (R)	1:35.735	09:39:58.660	12	Radical SR1 Gen 2

Weather / Track : Bright / Damp

Results can be found at www.tsl-timing.com


Page 3 of 3

Brands Hatch GP
Circuit Length = 2.4332 miles
Start: 09:19 Flag 09:39 End: 09:40

Printed - 09:50 Saturday, 10 October 2020

Radical SR1 Cup

RACE 1 - GRID (20 minutes)

ROW 8	15	1:43.652 24 Paul CLARK		
ROW 7	13	1:41.464 22 Andy LOWE (R)	14	1:41.917 42 Ian ELLIS
ROW 6	11	1:40.848 5 Sam ASHWORTH	12	1:41.407 17 Gavin MCALPINE
ROW 5	9	1:38.478 62 Simon BAILEY	10	1:39.901 95 David TAGG
ROW 4	7	1:36.202 7 Frazer MCFADDEN (R)	8	1:37.194 18 Mark WILLIAMS
ROW 3	5	1:34.842 21 Will HUNT	6	1:35.735 34 Ian COWLEY (R)
ROW 2	3	1:33.737 19 Dean WARRINER	4	1:34.566 27 Mackenzie WALKER
ROW 1	1	1:32.360 52 Ross ELLIOTT	2	1:33.502 33 James PINKERTON
Pole				
				


Brands Hatch GP
Circuit Length = 2.4332 miles

These results are provisional until the conclusion of any judicial and technical matters.

Clerk Of Course :	Steward :	Timekeeper : Nick Palmer
-------------------	-----------	--------------------------

Radical SR1 Cup

RACE 5 - GRID (20 minutes)

ROW 8	15	1:43.708 24 Paul CLARK		
ROW 7	13	1:41.983 5 Sam ASHWORTH	14	1:43.423 42 Ian ELLIS
ROW 6	11	1:41.527 22 Andy LOWE (R)	12	1:41.894 17 Gavin MCALPINE
ROW 5	9	1:39.108 62 Simon BAILEY	10	1:40.472 95 David TAGG
ROW 4	7	1:36.980 7 Frazer MCFADDEN (R)	8	1:37.702 18 Mark WILLIAMS
ROW 3	5	1:35.039 27 Mackenzie WALKER	6	1:36.522 34 Ian COWLEY (R)
ROW 2	3	1:34.494 33 James PINKERTON	4	1:34.938 21 Will HUNT
ROW 1	1	1:32.626 52 Ross ELLIOTT	2	1:33.758 19 Dean WARRINER
Pole				
				

Brands Hatch GP
Circuit Length = 2.4332 miles

These results are provisional until the conclusion of any judicial and technical matters.

Clerk Of Course :	Steward :	Timekeeper : Nick Palmer
-------------------	-----------	--------------------------

Radical SR1 Cup

RACE 1 - CLASSIFICATION

POS	NO	CL	PIC NAME	ENTRY	LAPS	TIME	GAP	DIFF	MPH	BEST	ON
1	33		1 James PINKERTON	Radical SR1 Gen 2	8	12:24.370			94.14	1:31.773	8
2	27		2 Mackenzie WALKER	Radical SR1 Gen 2	8	12:24.853	0.483	0.483	94.08	1:31.162	5
3	21		3 Will HUNT	Radical SR1 Gen 2	8	12:26.076	1.706	1.223	93.92	1:31.511	5
4	52		4 Ross ELLIOTT	Radical SR1 Gen 2	8	12:28.509	4.139	2.433	93.62	1:32.243	8
5	95	F	1 David TAGG	Radical SR1 Gen 2	8	12:48.724	24.354	20.215	91.16	1:34.395	4
6	34	F	2 Ian COWLEY (R)	Radical SR1 Gen 2	8	12:49.406	25.036	0.682	91.08	1:34.581	4
7	5		5 Sam ASHWORTH	Radical SR1 Gen 2	8	12:49.694	25.324	0.288	91.04	1:33.278	7
8	62	F	3 Simon BAILEY	Radical SR1 Gen 2	8	12:54.841	30.471	5.147	90.44	1:35.026	5
9	22	F	4 Andy LOWE (R)	Radical SR1 Gen 2	8	13:00.822	36.452	5.981	89.74	1:35.495	8
10	42	F	5 Ian ELLIS	Radical SR1 Gen 2	8	13:00.978	36.608	0.156	89.73	1:35.021	8
11	17	F	6 Gavin MCALPINE	Radical SR1 Gen 2	8	13:06.154	41.784	5.176	89.14	1:36.098	5
12	24		6 Paul CLARK	Radical SR1 Gen 2	8	13:17.866	53.496	11.712	87.83	1:38.405	4

FASTEST LAP

27			Mackenzie WALKER	Radical SR1 Gen 2	5	1:31.162		96.09 mph		154.64 kph	
95	F		David TAGG	Radical SR1 Gen 2	4	1:34.395		92.79 mph		149.34 kph	

Cars 7, 18 & 19 did not participate in restarted race.

Weather / Track : Cloudy / Dry

These results are provisional until the conclusion of any judicial and technical matters.

Brands Hatch GP

Circuit Length = 2.4332 miles

Start: 12:17 Flag 12:29 End: 12:31

Clerk Of Course :	Steward :	Timekeeper : Nick Palmer
-------------------	-----------	--------------------------

Radical SR1 Cup

RACE 1 - LAP CHART

LAP 1 @ 12:19:12.088			LAP 2 @ 12:20:45.130			LAP 3 @ 12:22:17.815			LAP 4 @ 12:23:49.889			LAP 5 @ 12:25:22.090		
NO	BEHIND	LAP TIME	NO	BEHIND	LAP TIME	NO	BEHIND	LAP TIME	NO	BEHIND	LAP TIME	NO	BEHIND	LAP TIME
33		1:38.641	33		1:33.042	33		1:32.685	33		1:32.074	33		1:32.201
52	0.737	1:39.378	52	1.269	1:33.574	21	1.537	1:32.711	27	1.470	1:31.849	27	0.431	1:31.162
21	1.034	1:39.675	21	1.511	1:33.519	27	1.695	1:32.624	21	1.909	1:32.446	21	1.219	1:31.511
27	1.351	1:39.992	27	1.756	1:33.447	52	1.852	1:33.268	52	2.474	1:32.696	52	2.673	1:32.400
62	2.669	1:41.310	62	4.808	1:35.181	62	7.222	1:35.099	34	10.475	1:34.581	62	13.344	1:35.026
34	3.317	1:41.958	34	5.647	1:35.372	34	7.968	1:35.006	62	10.519	1:35.371	34	13.865	1:35.591
95	4.565	1:43.206	95	7.159	1:35.636	95	8.973	1:34.499	95	11.294	1:34.395	95	14.347	1:35.254
22	5.728	1:44.369	22	10.104	1:37.418	22	14.322	1:36.903	5	17.300	1:35.030	5	19.464	1:34.365
5	6.216	1:44.857	5	10.259	1:37.085	5	14.344	1:36.770	22	18.599	1:36.351	22	22.265	1:35.867
17	7.926	1:46.567	42	13.506	1:38.291	42	17.404	1:36.583	42	22.075	1:36.745	42	25.538	1:35.664
42	8.257	1:46.898	17	14.015	1:39.131	17	19.093	1:37.763	17	23.339	1:36.320	17	27.236	1:36.098
24	9.317	1:47.958	24	14.909	1:38.634	24	20.737	1:38.513	24	27.068	1:38.405	24	33.277	1:38.410

Weather / Track : Cloudy / Dry

Results can be found at www.tsl-timing.com

Page 1 of 2

Brands Hatch GP
Circuit Length = 2.4332 miles
Start: 12:17 Flag 12:29 End: 12:31

Printed - 12:34 Saturday, 10 October 2020

Radical SR1 Cup

RACE 1 - LAP CHART

LAP 6 @ 12:26:54.038			LAP 7 @ 12:28:26.044			LAP 8 @ 12:29:57.817		
NO	BEHIND	LAP TIME	NO	BEHIND	LAP TIME	NO	BEHIND	LAP TIME
33		1:31.948	33		1:32.006	33		1:31.773
27	0.375	1:31.892	27	0.323	1:31.954	27	0.483	1:31.933
21	0.832	1:31.561	21	0.920	1:32.094	21	1.706	1:32.559
52	3.134	1:32.409	52	3.669	1:32.541	52	4.139	1:32.243
62	17.391	1:35.995	95	21.226	1:35.422	95	24.354	1:34.901
95	17.810	1:35.411	34	21.543	1:35.470	34	25.036	1:35.266
34	18.079	1:36.162	5	23.040	1:33.278	5	25.324	1:34.057
5	21.768	1:34.252	62	26.436	1:41.051	62	30.471	1:35.808
22	27.937	1:37.620	22	32.730	1:36.799	22	36.452	1:35.495
42	29.676	1:36.086	42	33.360	1:35.690	42	36.608	1:35.021
17	32.650	1:37.362	17	37.249	1:36.605	17	41.784	1:36.308
24	39.954	1:38.625	24	46.449	1:38.501	24	53.496	1:38.820

Weather / Track : Cloudy / Dry

Results can be found at www.tsl-timing.com

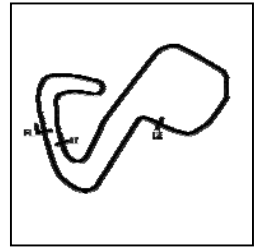
Page 2 of 2

Brands Hatch GP
Circuit Length = 2.4332 miles
Start: 12:17 Flag 12:29 End: 12:31

Printed - 12:34 Saturday, 10 October 2020

Radical SR1 Cup

RACE 1 - SECTOR ANALYSIS



SECTOR 1 = FL to I1, SECTOR 2 = I1 to I2, SECTOR 3 = I2 to FL, DIFF = Difference To Personal Best Lap, P = Crossed Finish Line in Pit Lane, D = Time Disallowed

P1 33		James PINKERTON		Radical SR1 Gen 2			
IDEAL LAP TIME : 1:31.569		BEST LAP TIME : 1:31.773		DIFFERENCE : 0.204			
LAP	SECTOR 1	SECTOR 2	SECTOR 3	LAP TIME	MPH	DIFF	TIME OF DAY
1 -		42.451	22.609	1:38.641	88.80	6.868	12:19:12.088
2 -	29.551	41.195	22.296	1:33.042	94.14	1.269	12:20:45.130
3 -	29.052	41.175	22.458	1:32.685	94.51	0.912	12:22:17.815
4 -	28.923	40.761	22.390	1:32.074	95.13	0.301	12:23:49.889
5 -	28.967	40.884	22.350	1:32.201	95.00	0.428	12:25:22.090
6 -	29.061	40.634	22.253	1:31.948 (2)	95.26	0.175	12:26:54.038
7 -	28.820	40.888	22.298	1:32.006 (3)	95.20	0.233	12:28:26.044
8 -	29.024	40.553	22.196	1:31.773 (1)	95.45		12:29:57.817

P2 27		Mackenzie WALKER		Radical SR1 Gen 2			
IDEAL LAP TIME : 1:31.162		BEST LAP TIME : 1:31.162		DIFFERENCE : 0.000			
LAP	SECTOR 1	SECTOR 2	SECTOR 3	LAP TIME	MPH	DIFF	TIME OF DAY
1 -		42.630	22.580	1:39.992	87.60	8.830	12:19:13.439
2 -	29.412	41.854	22.181	1:33.447	93.74	2.285	12:20:46.886
3 -	29.317	41.105	22.202	1:32.624	94.57	1.462	12:22:19.510
4 -	28.938	40.921	21.990	1:31.849 (2)	95.37	0.687	12:23:51.359
5 -	28.615	40.570	21.977	1:31.162 (1)	96.09		12:25:22.521
6 -	28.944	40.740	22.208	1:31.892 (3)	95.32	0.730	12:26:54.413
7 -	28.993	40.688	22.273	1:31.954	95.26	0.792	12:28:26.367
8 -	29.014	40.820	22.099	1:31.933	95.28	0.771	12:29:58.300

P3 21		Will HUNT		Radical SR1 Gen 2			
IDEAL LAP TIME : 1:31.296		BEST LAP TIME : 1:31.511		DIFFERENCE : 0.215			
LAP	SECTOR 1	SECTOR 2	SECTOR 3	LAP TIME	MPH	DIFF	TIME OF DAY
1 -		42.669	22.555	1:39.675	87.88	8.164	12:19:13.122
2 -	29.487	41.730	22.302	1:33.519	93.66	2.008	12:20:46.641
3 -	29.219	41.032	22.460	1:32.711	94.48	1.200	12:22:19.352
4 -	28.629	41.603	22.214	1:32.446	94.75	0.935	12:23:51.798
5 -	28.756	40.594	22.161	1:31.511 (1)	95.72		12:25:23.309
6 -	28.717	40.771	22.073	1:31.561 (2)	95.67	0.050	12:26:54.870
7 -	28.829	40.995	22.270	1:32.094 (3)	95.11	0.583	12:28:26.964
8 -	28.769	40.798	22.992	1:32.559	94.64	1.048	12:29:59.523

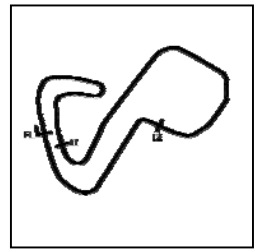
P4 52		Ross ELLIOTT		Radical SR1 Gen 2			
IDEAL LAP TIME : 1:31.881		BEST LAP TIME : 1:32.243		DIFFERENCE : 0.362			
LAP	SECTOR 1	SECTOR 2	SECTOR 3	LAP TIME	MPH	DIFF	TIME OF DAY
1 -		42.681	22.607	1:39.378	88.14	7.135	12:19:12.825
2 -	29.510	41.700	22.364	1:33.574	93.61	1.331	12:20:46.399
3 -	29.103	41.057	23.108	1:33.268	93.92	1.025	12:22:19.667
4 -	29.362	41.064	22.270	1:32.696	94.50	0.453	12:23:52.363
5 -	28.885	41.201	22.314	1:32.400 (2)	94.80	0.157	12:25:24.763
6 -	29.144	41.050	22.215	1:32.409 (3)	94.79	0.166	12:26:57.172
7 -	29.065	41.155	22.321	1:32.541	94.65	0.298	12:28:29.713
8 -	29.247	40.793	22.203	1:32.243 (1)	94.96		12:30:01.956

Weather / Track : Cloudy / Dry

Brands Hatch GP
 Circuit Length = 2.4332 miles
 Start: 12:17 Flag 12:29 End: 12:31

Radical SR1 Cup

RACE 1 - SECTOR ANALYSIS



SECTOR 1 = FL to I1, SECTOR 2 = I1 to I2, SECTOR 3 = I2 to FL, DIFF = Difference To Personal Best Lap, P = Crossed Finish Line in Pit Lane, D = Time Disallowed

P5		95 F		David TAGG		Radical SR1 Gen 2	
IDEAL LAP TIME : 1:34.337		BEST LAP TIME : 1:34.395		DIFFERENCE : 0.058			
LAP	SECTOR 1	SECTOR 2	SECTOR 3	LAP TIME	MPH	DIFF	TIME OF DAY
1 -		44.003	22.930	1:43.206	84.87	8.811	12:19:16.653
2 -	30.185	42.551	22.900	1:35.636	91.59	1.241	12:20:52.289
3 -	29.936	41.972	22.591	1:34.499 (2)	92.69	0.104	12:22:26.788
4 -	29.913	41.976	22.506	1:34.395 (1)	92.79		12:24:01.183
5 -	30.181	42.504	22.569	1:35.254	91.96	0.859	12:25:36.437
6 -	29.861	42.701	22.849	1:35.411	91.81	1.016	12:27:11.848
7 -	30.004	42.157	23.261	1:35.422	91.80	1.027	12:28:47.270
8 -	29.859	42.475	22.567	1:34.901 (3)	92.30	0.506	12:30:22.171

P6		34 F		Ian COWLEY (R)		Radical SR1 Gen 2	
IDEAL LAP TIME : 1:34.413		BEST LAP TIME : 1:34.581		DIFFERENCE : 0.168			
LAP	SECTOR 1	SECTOR 2	SECTOR 3	LAP TIME	MPH	DIFF	TIME OF DAY
1 -		43.536	22.860	1:41.958	85.91	7.377	12:19:15.405
2 -	29.799	42.635	22.938	1:35.372	91.84	0.791	12:20:50.777
3 -	29.783	42.434	22.789	1:35.006 (2)	92.20	0.425	12:22:25.783
4 -	29.654	42.231	22.696	1:34.581 (1)	92.61		12:24:00.364
5 -	30.753	42.310	22.528	1:35.591	91.63	1.010	12:25:35.955
6 -	30.020	43.510	22.632	1:36.162	91.09	1.581	12:27:12.117
7 -	30.046	42.260	23.164	1:35.470	91.75	0.889	12:28:47.587
8 -	29.853	42.481	22.932	1:35.266 (3)	91.95	0.685	12:30:22.853

P7		5		Sam ASHWORTH		Radical SR1 Gen 2	
IDEAL LAP TIME : 1:33.278		BEST LAP TIME : 1:33.278		DIFFERENCE : 0.000			
LAP	SECTOR 1	SECTOR 2	SECTOR 3	LAP TIME	MPH	DIFF	TIME OF DAY
1 -		44.472	23.201	1:44.857	83.54	11.579	12:19:18.304
2 -	30.599	43.348	23.138	1:37.085	90.22	3.807	12:20:55.389
3 -	30.776	43.020	22.974	1:36.770	90.52	3.492	12:22:32.159
4 -	29.876	42.357	22.797	1:35.030	92.17	1.752	12:24:07.189
5 -	29.607	42.198	22.560	1:34.365	92.82	1.087	12:25:41.554
6 -	29.559	42.085	22.608	1:34.252 (3)	92.94	0.974	12:27:15.806
7 -	29.220	41.653	22.405	1:33.278 (1)	93.91		12:28:49.084
8 -	29.244	42.002	22.811	1:34.057 (2)	93.13	0.779	12:30:23.141

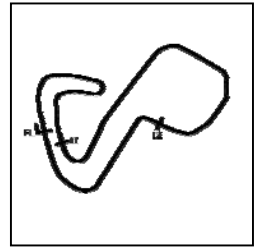
P8		62 F		Simon BAILEY		Radical SR1 Gen 2	
IDEAL LAP TIME : 1:34.344		BEST LAP TIME : 1:35.026		DIFFERENCE : 0.682			
LAP	SECTOR 1	SECTOR 2	SECTOR 3	LAP TIME	MPH	DIFF	TIME OF DAY
1 -		43.417	22.791	1:41.310	86.46	6.284	12:19:14.757
2 -	30.053	42.539	22.589	1:35.181 (3)	92.03	0.155	12:20:49.938
3 -	30.073	42.380	22.646	1:35.099 (2)	92.11	0.073	12:22:25.037
4 -	29.881	42.019	23.471	1:35.371	91.85	0.345	12:24:00.408
5 -	30.127	42.455	22.444	1:35.026 (1)	92.18		12:25:35.434
6 -	30.085	43.214	22.696	1:35.995	91.25	0.969	12:27:11.429
7 -	29.902	42.426	28.723	1:41.051	86.68	6.025	12:28:52.480
8 -	30.551	42.342	22.915	1:35.808	91.43	0.782	12:30:28.288

Weather / Track : Cloudy / Dry

Brands Hatch GP
 Circuit Length = 2.4332 miles
 Start: 12:17 Flag 12:29 End: 12:31

Radical SR1 Cup

RACE 1 - SECTOR ANALYSIS



SECTOR 1 = FL to I1, SECTOR 2 = I1 to I2, SECTOR 3 = I2 to FL, DIFF = Difference To Personal Best Lap, P = Crossed Finish Line in Pit Lane, D = Time Disallowed

P9		22 F		Andy LOWE (R)		Radical SR1 Gen 2	
IDEAL LAP TIME : 1:35.258		BEST LAP TIME : 1:35.495		DIFFERENCE : 0.237			
LAP	SECTOR 1	SECTOR 2	SECTOR 3	LAP TIME	MPH	DIFF	TIME OF DAY
1 -		44.624	23.217	1:44.369	83.93	8.874	12:19:17.816
2 -	30.462	43.482	23.474	1:37.418	89.92	1.923	12:20:55.234
3 -	30.379	43.230	23.294	1:36.903	90.39	1.408	12:22:32.137
4 -	30.416	42.753	23.182	1:36.351 (3)	90.91	0.856	12:24:08.488
5 -	29.880	42.838	23.149	1:35.867 (2)	91.37	0.372	12:25:44.355
6 -	30.665	43.545	23.410	1:37.620	89.73	2.125	12:27:21.975
7 -	30.337	43.189	23.273	1:36.799	90.49	1.304	12:28:58.774
8 -	30.117	42.357	23.021	1:35.495 (1)	91.73		12:30:34.269

P10		42 F		Ian ELLIS		Radical SR1 Gen 2	
IDEAL LAP TIME : 1:35.021		BEST LAP TIME : 1:35.021		DIFFERENCE : 0.000			
LAP	SECTOR 1	SECTOR 2	SECTOR 3	LAP TIME	MPH	DIFF	TIME OF DAY
1 -		44.890	23.754	1:46.898	81.94	11.877	12:19:20.345
2 -	31.017	43.478	23.796	1:38.291	89.12	3.270	12:20:58.636
3 -	30.402	43.066	23.115	1:36.583	90.69	1.562	12:22:35.219
4 -	30.345	43.372	23.028	1:36.745	90.54	1.724	12:24:11.964
5 -	30.098	42.577	22.989	1:35.664 (2)	91.56	0.643	12:25:47.628
6 -	30.315	42.853	22.918	1:36.086	91.16	1.065	12:27:23.714
7 -	30.032	42.544	23.114	1:35.690 (3)	91.54	0.669	12:28:59.404
8 -	30.029	42.216	22.776	1:35.021 (1)	92.18		12:30:34.425

P11		17 F		Gavin MCALPINE		Radical SR1 Gen 2	
IDEAL LAP TIME : 1:35.957		BEST LAP TIME : 1:36.098		DIFFERENCE : 0.141			
LAP	SECTOR 1	SECTOR 2	SECTOR 3	LAP TIME	MPH	DIFF	TIME OF DAY
1 -		45.242	23.712	1:46.567	82.19	10.469	12:19:20.014
2 -	30.921	43.808	24.402	1:39.131	88.36	3.033	12:20:59.145
3 -	30.720	43.900	23.143	1:37.763	89.60	1.665	12:22:36.908
4 -	30.064	43.093	23.163	1:36.320 (3)	90.94	0.222	12:24:13.228
5 -	29.983	43.154	22.961	1:36.098 (1)	91.15		12:25:49.326
6 -	30.810	43.359	23.193	1:37.362	89.97	1.264	12:27:26.688
7 -	30.163	43.267	23.175	1:36.605	90.67	0.507	12:29:03.293
8 -	29.903	43.316	23.089	1:36.308 (2)	90.95	0.210	12:30:39.601

P12		24		Paul CLARK		Radical SR1 Gen 2	
IDEAL LAP TIME : 1:37.782		BEST LAP TIME : 1:38.405		DIFFERENCE : 0.623			
LAP	SECTOR 1	SECTOR 2	SECTOR 3	LAP TIME	MPH	DIFF	TIME OF DAY
1 -		45.501	23.765	1:47.958	81.14	9.553	12:19:21.405
2 -	31.313	43.801	23.520	1:38.634	88.81	0.229	12:21:00.039
3 -	31.225	43.787	23.501	1:38.513	88.92	0.108	12:22:38.552
4 -	30.864	43.458	24.083	1:38.405 (1)	89.01		12:24:16.957
5 -	31.106	43.842	23.462	1:38.410 (2)	89.01	0.005	12:25:55.367
6 -	30.977	43.990	23.658	1:38.625	88.81	0.220	12:27:33.992
7 -	31.044	43.997	23.460	1:38.501 (3)	88.93	0.096	12:29:12.493
8 -	31.449	43.831	23.540	1:38.820	88.64	0.415	12:30:51.313

Radical SR1 Cup

RACE 1 - BEST SECTORS

SECTOR 1			SECTOR 2			SECTOR 3			IDEAL / BEST COMPARISON						
POS	NO	NAME	TIME	NO	NAME	TIME	NO	NAME	TIME	POS	NO	NAME	IDEAL	BEST	DIFF
													PERFECT LAP	1:31.145	
1	27	WALKER	28.615	33	PINKERTON	40.553	27	WALKER	21.977	1	27	WALKER	1:31.162	1:31.162	0.000
2	21	HUNT	28.629	27	WALKER	40.570	21	HUNT	22.073	2	21	HUNT	1:31.296	1:31.511	0.215
3	33	PINKERTON	28.820	21	HUNT	40.594	33	PINKERTON	22.196	3	33	PINKERTON	1:31.569	1:31.773	0.204
4	52	ELLIOTT	28.885	52	ELLIOTT	40.793	52	ELLIOTT	22.203	4	52	ELLIOTT	1:31.881	1:32.243	0.362
5	5	ASHWORTH	29.220	5	ASHWORTH	41.653	5	ASHWORTH	22.405	5	5	ASHWORTH	1:33.278	1:33.278	0.000
6	34	COWLEY (R)	29.654	95	TAGG	41.972	62	BAILEY	22.444	6	95	TAGG	1:34.337	1:34.395	0.058
7	95	TAGG	29.859	62	BAILEY	42.019	95	TAGG	22.506	7	62	BAILEY	1:34.344	1:35.026	0.682
8	22	LOWE (R)	29.880	42	ELLIS	42.216	34	COWLEY (R)	22.528	8	34	COWLEY (R)	1:34.413	1:34.581	0.168
9	62	BAILEY	29.881	34	COWLEY (R)	42.231	42	ELLIS	22.776	9	42	ELLIS	1:35.021	1:35.021	0.000
10	17	MCALPINE	29.903	22	LOWE (R)	42.357	17	MCALPINE	22.961	10	22	LOWE (R)	1:35.258	1:35.495	0.237
11	42	ELLIS	30.029	17	MCALPINE	43.093	22	LOWE (R)	23.021	11	17	MCALPINE	1:35.957	1:36.098	0.141
12	24	CLARK	30.864	24	CLARK	43.458	24	CLARK	23.460	12	24	CLARK	1:37.782	1:38.405	0.623

Weather / Track : Cloudy / Dry

Results can be found at www.tsl-timing.com

Brands Hatch GP
 Circuit Length = 2.4332 miles
 Start: 12:17 Flag 12:29 End: 12:31

Printed - 12:31 Saturday, 10 October 2020

Radical SR1 Cup

RACE 1 - STATISTICS

Competitors Started 12
Planned Start 2020-10-10 @ 12:10:00.000
Actual Start 2020-10-10 @ 12:17:33.446
Finish Time 2020-10-10 @ 12:29:56.409
Track Length 2.4332mi.
Total Laps 96
Total Distance Covered 233.5958mi.

Session Fastest Lap History

NO	CL	NAME	LAP TIME	TIME OF DAY	LAP	VEHICLE
33		James PINKERTON	1:38.641	12:19:12.107	1	Radical SR1 Gen 2
33		James PINKERTON	1:33.042	12:20:45.149	2	Radical SR1 Gen 2
33		James PINKERTON	1:32.685	12:22:17.833	3	Radical SR1 Gen 2
27		Mackenzie WALKER	1:32.624	12:22:19.530	3	Radical SR1 Gen 2
33		James PINKERTON	1:32.074	12:23:49.908	4	Radical SR1 Gen 2
27		Mackenzie WALKER	1:31.849	12:23:51.380	4	Radical SR1 Gen 2
27		Mackenzie WALKER	1:31.162	12:25:22.542	5	Radical SR1 Gen 2

Session Leader History

NO	CL	NAME	FROM LAP	LAPS LED	DISTANCE	VEHICLE
33		James PINKERTON	1	8	19.46 miles	Radical SR1 Gen 2

Flag History

TYPE	TIME OF DAY
GREEN	12:17:33.446
FINISH	12:29:56.409

Flag Statistics

TYPE	COUNT	TOTAL LAPS	TOTAL TIME
Green	1	8	13:28.460
Red	0	0	0.000
Safety Car	0	0	0.000
FCY	0	0	0.000

Weather / Track : Cloudy / Dry

Radical SR1 Cup

RACE 1 - STATISTICS

CLASS :

6 Starters

Fastest Lap History

NO	NAME	LAP TIME	TIME OF DAY	LAP	VEHICLE
33	James PINKERTON	1:38.641	12:19:12.107	1	Radical SR1 Gen 2
33	James PINKERTON	1:33.042	12:20:45.149	2	Radical SR1 Gen 2
33	James PINKERTON	1:32.685	12:22:17.833	3	Radical SR1 Gen 2
27	Mackenzie WALKER	1:32.624	12:22:19.530	3	Radical SR1 Gen 2
33	James PINKERTON	1:32.074	12:23:49.908	4	Radical SR1 Gen 2
27	Mackenzie WALKER	1:31.849	12:23:51.380	4	Radical SR1 Gen 2
27	Mackenzie WALKER	1:31.162	12:25:22.542	5	Radical SR1 Gen 2

Leader History

NO	NAME	FROM LAP	LAPS LED	DISTANCE	VEHICLE
33	James PINKERTON	1	8	19.46 miles	Radical SR1 Gen 2

Radical SR1 Cup

RACE 1 - STATISTICS

CLASS : F

6 Starters

Fastest Lap History

NO	NAME	LAP TIME	TIME OF DAY	LAP	VEHICLE
62	Simon BAILEY	1:41.310	12:19:14.774	1	Radical SR1 Gen 2
62	Simon BAILEY	1:35.181	12:20:49.956	2	Radical SR1 Gen 2
62	Simon BAILEY	1:35.099	12:22:25.053	3	Radical SR1 Gen 2
34	Ian COWLEY (R)	1:35.006	12:22:25.802	3	Radical SR1 Gen 2
95	David TAGG	1:34.499	12:22:26.803	3	Radical SR1 Gen 2
95	David TAGG	1:34.395	12:24:01.198	4	Radical SR1 Gen 2

Leader History

NO	NAME	FROM LAP	LAPS LED	DISTANCE	VEHICLE
62	Simon BAILEY	1	3	7.29 miles	Radical SR1 Gen 2
34	Ian COWLEY (R)	4	1	2.43 miles	Radical SR1 Gen 2
62	Simon BAILEY	5	2	4.86 miles	Radical SR1 Gen 2
95	David TAGG	7	2	4.86 miles	Radical SR1 Gen 2

Radical SR1 Cup

RACE 5 - CLASSIFICATION

POS	NO	CL	PIC NAME	ENTRY	LAPS	TIME	GAP	DIFF	MPH	BEST	ON
1	21		1 Will HUNT	Radical SR1 Gen 2	13	20:07.337			94.32	1:31.118	13
2	27		2 Mackenzie WALKER	Radical SR1 Gen 2	13	20:07.790	0.453	0.453	94.28	1:31.067	9
3	33		3 James PINKERTON	Radical SR1 Gen 2	13	20:08.356	1.019	0.566	94.24	1:30.668	12
4	19		4 Dean WARRINER	Radical SR1 Gen 2	13	20:17.689	10.352	9.333	93.51	1:32.295	12
5	52		5 Ross ELLIOTT	Radical SR1 Gen 2	13	20:18.148	10.811	0.459	93.48	1:32.476	12
6	7		6 Frazer MCFADDEN (R)	Radical SR1 Gen 2	13	20:32.126	24.789	13.978	92.42	1:33.402	10
7	62	F	1 Simon BAILEY	Radical SR1 Gen 2	13	20:38.879	31.542	6.753	91.92	1:34.012	7
8	34	F	2 Ian COWLEY (R)	Radical SR1 Gen 2	13	20:39.037	31.700	0.158	91.90	1:34.167	10
9	22	F	3 Andy LOWE (R)	Radical SR1 Gen 2	13	20:44.152	36.815	5.115	91.53	1:33.685	11
10	5		7 Sam ASHWORTH	Radical SR1 Gen 2	13	20:44.330	36.993	0.178	91.51	1:33.726	10
11	42	F	4 Ian ELLIS	Radical SR1 Gen 2	13	20:58.926	51.589	14.596	90.45	1:33.948	12
12	17	F	5 Gavin MCALPINE	Radical SR1 Gen 2	13	21:02.028	54.691	3.102	90.23	1:34.489	10
13	95	F	6 David TAGG	Radical SR1 Gen 2	13	21:32.396	1:25.059	30.368	88.11	1:35.544	4
14	24		8 Paul CLARK	Radical SR1 Gen 2	12	20:17.419	1 Lap	1 Lap	86.34	1:39.306	11

FASTEST LAP

33			James PINKERTON	Radical SR1 Gen 2	12	1:30.668	96.61 mph	155.48 kph
22	F		Andy LOWE (R)	Radical SR1 Gen 2	11	1:33.685	93.50 mph	150.47 kph

Weather / Track : Bright / Dry

These results are provisional until the conclusion of any judicial and technical matters.

Brands Hatch GP

Circuit Length = 2.4332 miles

Start: 15:39 Flag 15:59 End: 16:01

Clerk Of Course :	Steward :	Timekeeper : Nick Palmer
-------------------	-----------	--------------------------

Radical SR1 Cup

RACE 5 - LAP CHART

LAP 1 @ 15:41:32.208			LAP 2 @ 15:43:05.721			LAP 3 @ 15:44:39.320			LAP 4 @ 15:46:12.112			LAP 5 @ 15:47:44.815		
NO	BEHIND	LAP TIME	NO	BEHIND	LAP TIME	NO	BEHIND	LAP TIME	NO	BEHIND	LAP TIME	NO	BEHIND	LAP TIME
19		1:40.247	19		1:33.513	19		1:33.599	19		1:32.792	19		1:32.703
21	0.350	1:40.597	21	0.291	1:33.454	33	0.356	1:33.326	33	0.397	1:32.833	21	1.053	1:32.803
33	1.198	1:41.445	33	0.629	1:32.944	21	0.561	1:33.869	21	0.953	1:33.184	33	1.263	1:33.569
27	1.680	1:41.927	27	1.061	1:32.894	27	1.023	1:33.561	27	1.136	1:32.905	27	1.290	1:32.857
52	2.326	1:42.573	52	2.750	1:33.937	52	1.797	1:32.646	52	1.588	1:32.583	52	1.504	1:32.619
7	2.735	1:42.982	7	3.248	1:34.026	7	3.602	1:33.953	7	5.048	1:34.238	7	6.796	1:34.451
62	3.747	1:43.994	62	5.346	1:35.112	62	6.943	1:35.196	62	8.620	1:34.469	62	10.580	1:34.663
34	4.048	1:44.295	34	6.164	1:35.629	34	7.608	1:35.043	34	9.681	1:34.865	34	11.759	1:34.781
22	4.723	1:44.970	22	7.790	1:36.580	22	9.771	1:35.580	22	12.891	1:35.912	22	14.848	1:34.660
5	5.312	1:45.559	5	8.003	1:36.204	5	9.937	1:35.533	5	13.076	1:35.931	5	14.990	1:34.617
95	6.993	1:47.240	42	12.452	1:38.106	42	16.356	1:37.503	42	21.216	1:37.652	42	25.184	1:36.671
17	7.638	1:47.885	17	13.119	1:38.994	17	17.398	1:37.878	17	21.644	1:37.038	17	25.662	1:36.721
42	7.859	1:48.106	24	16.759	1:40.829	24	23.958	1:40.798	24	31.743	1:40.577	95	40.103	1:36.664
24	9.443	1:49.690	95	30.109	1:56.629	95	33.390	1:36.880	95	36.142	1:35.544	24	41.578	1:42.538

Weather / Track : Bright / Dry

Results can be found at www.tsl-timing.com

Page 1 of 3

Brands Hatch GP

Circuit Length = 2.4332 miles

Start: 15:39 Flag 15:59 End: 16:01

Printed - 16:05 Saturday, 10 October 2020

Radical SR1 Cup

RACE 5 - LAP CHART

LAP 6 @ 15:49:18.204			LAP 7 @ 15:50:49.935			LAP 8 @ 15:52:21.779			LAP 9 @ 15:53:53.432			LAP 10 @ 15:55:25.216		
NO	BEHIND	LAP TIME	NO	BEHIND	LAP TIME	NO	BEHIND	LAP TIME	NO	BEHIND	LAP TIME	NO	BEHIND	LAP TIME
19		1:33.389	21		1:31.290	21		1:31.844	21		1:31.653	21		1:31.784
27	0.279	1:32.378	19	1.450	1:33.181	27	2.195	1:32.274	27	1.609	1:31.067	27	0.963	1:31.138
21	0.441	1:32.777	27	1.765	1:33.217	33	2.941	1:32.816	33	2.527	1:31.239	33	2.153	1:31.410
33	0.567	1:32.693	33	1.969	1:33.133	19	4.096	1:34.490	19	5.338	1:32.895	19	6.435	1:32.881
52	1.064	1:32.949	52	2.350	1:33.017	52	4.359	1:33.853	52	5.766	1:33.060	52	6.649	1:32.667
7	7.883	1:34.476	7	10.089	1:33.937	7	11.834	1:33.589	7	14.228	1:34.047	7	15.846	1:33.402
62	11.877	1:34.686	62	14.158	1:34.012	62	16.746	1:34.432	62	19.466	1:34.373	62	22.191	1:34.509
34	12.585	1:34.215	34	15.126	1:34.272	34	17.487	1:34.205	34	20.051	1:34.217	34	22.434	1:34.167
22	16.307	1:34.848	22	19.016	1:34.440	22	22.069	1:34.897	5	24.597	1:34.037	5	26.539	1:33.726
5	16.510	1:34.909	5	19.169	1:34.390	5	22.213	1:34.888	22	25.623	1:35.207	22	27.646	1:33.807
42	28.011	1:36.216	42	32.467	1:36.187	17	37.086	1:35.825	17	40.237	1:34.804	17	42.942	1:34.489
17	28.741	1:36.468	17	33.105	1:36.095	42	37.733	1:37.110	42	40.703	1:34.623	42	43.214	1:34.295
95	42.996	1:36.282	95	47.834	1:36.569	95	53.020	1:37.030	95	58.354	1:36.987	95	1:04.831	1:38.261
24	48.801	1:40.612	24	57.253	1:40.183	24	1:05.380	1:39.971	24	1:13.411	1:39.684	24	1:21.138	1:39.511

Weather / Track : Bright / Dry

Results can be found at www.tsl-timing.com

Page 2 of 3

Brands Hatch GP
Circuit Length = 2.4332 miles
Start: 15:39 Flag 15:59 End: 16:01

Printed - 16:05 Saturday, 10 October 2020

Radical SR1 Cup

RACE 5 - LAP CHART

LAP 11 @ 15:56:56.500			LAP 12 @ 15:58:28.180			LAP 13 @ 15:59:59.298		
NO	BEHIND	LAP TIME	NO	BEHIND	LAP TIME	NO	BEHIND	LAP TIME
21		1:31.284	21		1:31.680	21		1:31.118
27	0.851	1:31.172	27	0.358	1:31.187	27	0.453	1:31.213
33	1.957	1:31.088	33	0.945	1:30.668	33	1.019	1:31.192
19	8.154	1:33.003	19	8.769	1:32.295	24	1 Lap	1:43.720
52	8.485	1:33.120	52	9.281	1:32.476	19	10.352	1:32.701
7	18.322	1:33.760	7	21.322	1:34.680	52	10.811	1:32.648
62	25.259	1:34.352	62	28.172	1:34.593	7	24.789	1:34.585
34	25.756	1:34.606	34	28.531	1:34.455	62	31.542	1:34.488
5	29.036	1:33.781	22	32.946	1:34.579	34	31.700	1:34.287
22	30.047	1:33.685	5	33.394	1:36.038	22	36.815	1:34.987
42	46.218	1:34.288	42	48.486	1:33.948	5	36.993	1:34.717
17	47.397	1:35.739	17	50.504	1:34.787	42	51.589	1:34.221
95	1:11.162	1:37.615	95	1:18.030	1:38.548	17	54.691	1:35.305
24	1:29.160	1:39.306				95	1:25.059	1:38.147

Weather / Track : Bright / Dry

Results can be found at www.tsl-timing.com

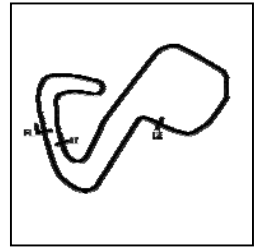
Page 3 of 3

Brands Hatch GP
Circuit Length = 2.4332 miles
Start: 15:39 Flag 15:59 End: 16:01

Printed - 16:05 Saturday, 10 October 2020

Radical SR1 Cup

RACE 5 - SECTOR ANALYSIS



SECTOR 1 = FL to I1, SECTOR 2 = I1 to I2, SECTOR 3 = I2 to FL, DIFF = Difference To Personal Best Lap, P = Crossed Finish Line in Pit Lane, D = Time Disallowed

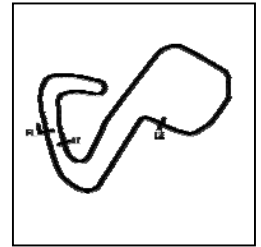
P1 21		Will HUNT		Radical SR1 Gen 2			
IDEAL LAP TIME : 1:31.057		BEST LAP TIME : 1:31.118		DIFFERENCE : 0.061			
LAP	SECTOR 1	SECTOR 2	SECTOR 3	LAP TIME	MPH	DIFF	TIME OF DAY
1 -		42.738	23.433	1:40.597	87.07	9.479	15:41:32.558
2 -	29.612	41.423	22.419	1:33.454	93.73	2.336	15:43:06.012
3 -	29.210	42.312	22.347	1:33.869	93.31	2.751	15:44:39.881
4 -	29.453	41.079	22.652	1:33.184	94.00	2.066	15:46:13.065
5 -	28.819	41.065	22.919	1:32.803	94.39	1.685	15:47:45.868
6 -	28.704	40.877	23.196	1:32.777	94.41	1.659	15:49:18.645
7 -	28.763	40.327	22.200	1:31.290 (3)	95.95	0.172	15:50:49.935
8 -	28.817	40.746	22.281	1:31.844	95.37	0.726	15:52:21.779
9 -	28.762	40.645	22.246	1:31.653	95.57	0.535	15:53:53.432
10 -	29.037	40.593	22.154	1:31.784	95.43	0.666	15:55:25.216
11 -	28.625	40.527	22.132	1:31.284 (2)	95.96	0.166	15:56:56.500
12 -	28.780	40.565	22.335	1:31.680	95.54	0.562	15:58:28.180
13 -	28.598	40.368	22.152	1:31.118 (1)	96.13		15:59:59.298

P2 27		Mackenzie WALKER		Radical SR1 Gen 2			
IDEAL LAP TIME : 1:30.779		BEST LAP TIME : 1:31.067		DIFFERENCE : 0.288			
LAP	SECTOR 1	SECTOR 2	SECTOR 3	LAP TIME	MPH	DIFF	TIME OF DAY
1 -		44.022	22.645	1:41.927	85.94	10.860	15:41:33.888
2 -	29.370	41.131	22.393	1:32.894	94.29	1.827	15:43:06.782
3 -	29.518	41.484	22.559	1:33.561	93.62	2.494	15:44:40.343
4 -	29.513	40.972	22.420	1:32.905	94.28	1.838	15:46:13.248
5 -	29.215	40.868	22.774	1:32.857	94.33	1.790	15:47:46.105
6 -	29.133	40.577	22.668	1:32.378	94.82	1.311	15:49:18.483
7 -	30.104	40.874	22.239	1:33.217	93.97	2.150	15:50:51.700
8 -	29.130	41.282	21.862	1:32.274	94.93	1.207	15:52:23.974
9 -	28.908	40.469	21.690	1:31.067 (1)	96.19		15:53:55.041
10 -	28.821	40.489	21.828	1:31.138 (2)	96.11	0.071	15:55:26.179
11 -	28.834	40.398	21.940	1:31.172 (3)	96.08	0.105	15:56:57.351
12 -	28.895	40.373	21.919	1:31.187	96.06	0.120	15:58:28.538
13 -	29.018	40.268	21.927	1:31.213	96.03	0.146	15:59:59.751

P3 33		James PINKERTON		Radical SR1 Gen 2			
IDEAL LAP TIME : 1:30.654		BEST LAP TIME : 1:30.668		DIFFERENCE : 0.014			
LAP	SECTOR 1	SECTOR 2	SECTOR 3	LAP TIME	MPH	DIFF	TIME OF DAY
1 -		43.773	22.692	1:41.445	86.35	10.777	15:41:33.406
2 -	29.351	41.191	22.402	1:32.944	94.24	2.276	15:43:06.350
3 -	29.239	41.706	22.381	1:33.326	93.86	2.658	15:44:39.676
4 -	29.266	41.233	22.334	1:32.833	94.36	2.165	15:46:12.509
5 -	28.960	41.421	23.188	1:33.569	93.61	2.901	15:47:46.078
6 -	29.752	40.612	22.329	1:32.693	94.50	2.025	15:49:18.771
7 -	30.051	40.891	22.191	1:33.133	94.05	2.465	15:50:51.904
8 -	29.230	41.761	21.825	1:32.816	94.37	2.148	15:52:24.720
9 -	28.664	40.621	21.954	1:31.239	96.00	0.571	15:53:55.959
10 -	28.587	40.841	21.982	1:31.410	95.83	0.742	15:55:27.369
11 -	28.665	40.354	22.069	1:31.088 (2)	96.16	0.420	15:56:58.457
12 -	28.601	40.284	21.783	1:30.668 (1)	96.61		15:58:29.125
13 -	28.825	40.458	21.909	1:31.192 (3)	96.05	0.524	16:00:00.317

Radical SR1 Cup

RACE 5 - SECTOR ANALYSIS



SECTOR 1 = FL to I1, SECTOR 2 = I1 to I2, SECTOR 3 = I2 to FL, DIFF = Difference To Personal Best Lap, P = Crossed Finish Line in Pit Lane, D = Time Disallowed

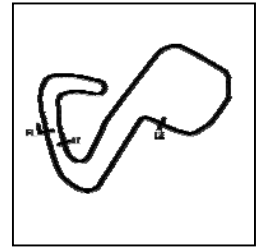
P4 19		Dean WARRINER		Radical SR1 Gen 2			
IDEAL LAP TIME : 1:32.151		BEST LAP TIME : 1:32.295		DIFFERENCE : 0.144			
LAP	SECTOR 1	SECTOR 2	SECTOR 3	LAP TIME	MPH	DIFF	TIME OF DAY
1 -		42.348	23.389	1:40.247	87.38	7.952	15:41:32.208
2 -	29.530	41.608	22.375	1:33.513	93.67	1.218	15:43:05.721
3 -	29.053	42.120	22.426	1:33.599	93.58	1.304	15:44:39.320
4 -	29.088	41.256	22.448	1:32.792	94.40	0.497	15:46:12.112
5 -	28.939	41.409	22.355	1:32.703 (3)	94.49	0.408	15:47:44.815
6 -	29.047	41.398	22.944	1:33.389	93.79	1.094	15:49:18.204
7 -	29.779	41.108	22.294	1:33.181	94.00	0.886	15:50:51.385
8 -	29.337	42.646	22.507	1:34.490	92.70	2.195	15:52:25.875
9 -	29.683	41.091	22.121	1:32.895	94.29	0.600	15:53:58.770
10 -	29.138	41.537	22.206	1:32.881	94.31	0.586	15:55:31.651
11 -	29.289	41.326	22.388	1:33.003	94.18	0.708	15:57:04.654
12 -	29.054	41.114	22.127	1:32.295 (1)	94.91		15:58:36.949
13 -	29.039	41.535	22.127	1:32.701 (2)	94.49	0.406	16:00:09.650

P5 52		Ross ELLIOTT		Radical SR1 Gen 2			
IDEAL LAP TIME : 1:32.059		BEST LAP TIME : 1:32.476		DIFFERENCE : 0.417			
LAP	SECTOR 1	SECTOR 2	SECTOR 3	LAP TIME	MPH	DIFF	TIME OF DAY
1 -		44.957	22.873	1:42.573	85.40	10.097	15:41:34.534
2 -	29.816	41.695	22.426	1:33.937	93.25	1.461	15:43:08.471
3 -	29.094	41.345	22.207	1:32.646	94.55	0.170	15:44:41.117
4 -	29.038	41.350	22.195	1:32.583 (2)	94.61	0.107	15:46:13.700
5 -	29.206	40.957	22.456	1:32.619 (3)	94.57	0.143	15:47:46.319
6 -	29.790	40.993	22.166	1:32.949	94.24	0.473	15:49:19.268
7 -	29.770	41.014	22.233	1:33.017	94.17	0.541	15:50:52.285
8 -	29.226	42.113	22.514	1:33.853	93.33	1.377	15:52:26.138
9 -	29.799	41.038	22.223	1:33.060	94.13	0.584	15:53:59.198
10 -	29.041	41.445	22.181	1:32.667	94.53	0.191	15:55:31.865
11 -	29.322	41.376	22.422	1:33.120	94.07	0.644	15:57:04.985
12 -	29.036	41.374	22.066	1:32.476 (1)	94.72		15:58:37.461
13 -	29.210	41.156	22.282	1:32.648	94.54	0.172	16:00:10.109

P6 7		Frazer MCFADDEN (R)		Radical SR1 Gen 2			
IDEAL LAP TIME : 1:33.297		BEST LAP TIME : 1:33.402		DIFFERENCE : 0.105			
LAP	SECTOR 1	SECTOR 2	SECTOR 3	LAP TIME	MPH	DIFF	TIME OF DAY
1 -		43.775	22.997	1:42.982	85.06	9.580	15:41:34.943
2 -	29.923	41.619	22.484	1:34.026	93.16	0.624	15:43:08.969
3 -	29.497	41.846	22.610	1:33.953	93.23	0.551	15:44:42.922
4 -	29.902	41.914	22.422	1:34.238	92.95	0.836	15:46:17.160
5 -	29.791	42.125	22.535	1:34.451	92.74	1.049	15:47:51.611
6 -	29.696	41.995	22.785	1:34.476	92.72	1.074	15:49:26.087
7 -	29.747	41.665	22.525	1:33.937	93.25	0.535	15:51:00.024
8 -	29.362	41.813	22.414	1:33.589 (2)	93.59	0.187	15:52:33.613
9 -	29.696	41.850	22.501	1:34.047	93.14	0.645	15:54:07.660
10 -	29.353	41.530	22.519	1:33.402 (1)	93.78		15:55:41.062
11 -	29.627	41.621	22.512	1:33.760 (3)	93.42	0.358	15:57:14.822
12 -	29.621	42.410	22.649	1:34.680	92.52	1.278	15:58:49.502
13 -	29.838	41.957	22.790	1:34.585	92.61	1.183	16:00:24.087

Radical SR1 Cup

RACE 5 - SECTOR ANALYSIS



SECTOR 1 = FL to I1, SECTOR 2 = I1 to I2, SECTOR 3 = I2 to FL, DIFF = Difference To Personal Best Lap, P = Crossed Finish Line in Pit Lane, D = Time Disallowed

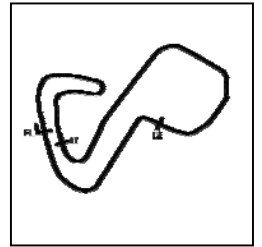
P7 62 F		Simon BAILEY		Radical SR1 Gen 2			
IDEAL LAP TIME : 1:33.667		BEST LAP TIME : 1:34.012		DIFFERENCE : 0.345			
LAP	SECTOR 1	SECTOR 2	SECTOR 3	LAP TIME	MPH	DIFF	TIME OF DAY
1 -		44.095	23.342	1:43.994	84.23	9.982	15:41:35.955
2 -	30.248	42.142	22.722	1:35.112	92.10	1.100	15:43:11.067
3 -	29.991	42.619	22.586	1:35.196	92.01	1.184	15:44:46.263
4 -	29.867	42.140	22.462	1:34.469	92.72	0.457	15:46:20.732
5 -	29.928	42.296	22.439	1:34.663	92.53	0.651	15:47:55.395
6 -	30.008	42.186	22.492	1:34.686	92.51	0.674	15:49:30.081
7 -	29.442	42.086	22.484	1:34.012 (1)	93.17		15:51:04.093
8 -	29.943	41.894	22.595	1:34.432	92.76	0.420	15:52:38.525
9 -	29.801	41.786	22.786	1:34.373 (3)	92.82	0.361	15:54:12.898
10 -	29.558	42.127	22.824	1:34.509	92.68	0.497	15:55:47.407
11 -	29.802	41.962	22.588	1:34.352 (2)	92.84	0.340	15:57:21.759
12 -	29.957	42.183	22.453	1:34.593	92.60	0.581	15:58:56.352
13 -	29.843	41.830	22.815	1:34.488	92.70	0.476	16:00:30.840

P8 34 F		Ian COWLEY (R)		Radical SR1 Gen 2			
IDEAL LAP TIME : 1:33.977		BEST LAP TIME : 1:34.167		DIFFERENCE : 0.190			
LAP	SECTOR 1	SECTOR 2	SECTOR 3	LAP TIME	MPH	DIFF	TIME OF DAY
1 -		44.471	23.351	1:44.295	83.99	10.128	15:41:36.256
2 -	30.392	42.338	22.899	1:35.629	91.60	1.462	15:43:11.885
3 -	29.670	42.665	22.708	1:35.043	92.16	0.876	15:44:46.928
4 -	29.823	42.519	22.523	1:34.865	92.34	0.698	15:46:21.793
5 -	29.600	42.650	22.531	1:34.781	92.42	0.614	15:47:56.574
6 -	29.497	42.114	22.604	1:34.215 (3)	92.97	0.048	15:49:30.789
7 -	29.509	42.100	22.663	1:34.272	92.92	0.105	15:51:05.061
8 -	29.543	42.168	22.494	1:34.205 (2)	92.98	0.038	15:52:39.266
9 -	29.580	41.995	22.642	1:34.217	92.97	0.050	15:54:13.483
10 -	29.572	41.986	22.609	1:34.167 (1)	93.02		15:55:47.650
11 -	30.094	41.988	22.524	1:34.606	92.59	0.439	15:57:22.256
12 -	29.749	42.122	22.584	1:34.455	92.74	0.288	15:58:56.711
13 -	29.754	42.018	22.515	1:34.287	92.90	0.120	16:00:30.998

P9 22 F		Andy LOWE (R)		Radical SR1 Gen 2			
IDEAL LAP TIME : 1:33.617		BEST LAP TIME : 1:33.685		DIFFERENCE : 0.068			
LAP	SECTOR 1	SECTOR 2	SECTOR 3	LAP TIME	MPH	DIFF	TIME OF DAY
1 -		44.342	23.374	1:44.970	83.45	11.285	15:41:36.931
2 -	30.751	42.702	23.127	1:36.580	90.70	2.895	15:43:13.511
3 -	29.986	42.779	22.815	1:35.580	91.64	1.895	15:44:49.091
4 -	29.733	43.335	22.844	1:35.912	91.33	2.227	15:46:25.003
5 -	29.662	42.244	22.754	1:34.660	92.54	0.975	15:47:59.663
6 -	29.715	42.481	22.652	1:34.848	92.35	1.163	15:49:34.511
7 -	29.392	42.122	22.926	1:34.440 (3)	92.75	0.755	15:51:08.951
8 -	29.492	42.627	22.778	1:34.897	92.30	1.212	15:52:43.848
9 -	30.389	42.140	22.678	1:35.207	92.00	1.522	15:54:19.055
10 -	29.226	41.953	22.628	1:33.807 (2)	93.38	0.122	15:55:52.862
11 -	29.263	41.884	22.538	1:33.685 (1)	93.50		15:57:26.547
12 -	29.195	42.177	23.207	1:34.579	92.61	0.894	15:59:01.126
13 -	29.510	42.691	22.786	1:34.987	92.22	1.302	16:00:36.113

Radical SR1 Cup

RACE 5 - SECTOR ANALYSIS



SECTOR 1 = FL to I1, SECTOR 2 = I1 to I2, SECTOR 3 = I2 to FL, DIFF = Difference To Personal Best Lap, P = Crossed Finish Line in Pit Lane, D = Time Disallowed

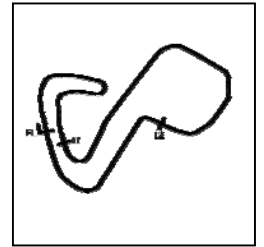
P10		5		Sam ASHWORTH		Radical SR1 Gen 2	
IDEAL LAP TIME : 1:33.634		BEST LAP TIME : 1:33.726		DIFFERENCE : 0.092			
LAP	SECTOR 1	SECTOR 2	SECTOR 3	LAP TIME	MPH	DIFF	TIME OF DAY
1 -		44.286	23.023	1:45.559	82.98	11.833	15:41:37.520
2 -	30.384	43.029	22.791	1:36.204	91.05	2.478	15:43:13.724
3 -	30.331	42.603	22.599	1:35.533	91.69	1.807	15:44:49.257
4 -	29.738	43.321	22.872	1:35.931	91.31	2.205	15:46:25.188
5 -	29.788	42.202	22.627	1:34.617	92.58	0.891	15:47:59.805
6 -	30.316	42.019	22.574	1:34.909	92.29	1.183	15:49:34.714
7 -	29.730	41.774	22.886	1:34.390	92.80	0.664	15:51:09.104
8 -	29.668	42.550	22.670	1:34.888	92.31	1.162	15:52:43.992
9 -	29.757	41.939	22.341	1:34.037 (3)	93.15	0.311	15:54:18.029
10 -	29.651	41.642	22.433	1:33.726 (1)	93.46		15:55:51.755
11 -	29.721	41.706	22.354	1:33.781 (2)	93.40	0.055	15:57:25.536
12 -	29.721	42.911	23.406	1:36.038	91.21	2.312	15:59:01.574
13 -	29.960	42.039	22.718	1:34.717	92.48	0.991	16:00:36.291

P11		42 F		Ian ELLIS		Radical SR1 Gen 2	
IDEAL LAP TIME : 1:33.688		BEST LAP TIME : 1:33.948		DIFFERENCE : 0.260			
LAP	SECTOR 1	SECTOR 2	SECTOR 3	LAP TIME	MPH	DIFF	TIME OF DAY
1 -		45.512	23.870	1:48.106	81.02	14.158	15:41:40.067
2 -	30.673	44.177	23.256	1:38.106	89.28	4.158	15:43:18.173
3 -	30.635	43.823	23.045	1:37.503	89.84	3.555	15:44:55.676
4 -	30.760	43.604	23.288	1:37.652	89.70	3.704	15:46:33.328
5 -	30.318	43.284	23.069	1:36.671	90.61	2.723	15:48:09.999
6 -	30.404	42.844	22.968	1:36.216	91.04	2.268	15:49:46.215
7 -	30.295	42.864	23.028	1:36.187	91.07	2.239	15:51:22.402
8 -	29.883	44.284	22.943	1:37.110	90.20	3.162	15:52:59.512
9 -	29.764	42.191	22.668	1:34.623	92.57	0.675	15:54:34.135
10 -	29.606	41.954	22.735	1:34.295	92.89	0.347	15:56:08.430
11 -	29.952	41.773	22.563	1:34.288 (3)	92.90	0.340	15:57:42.718
12 -	29.355	42.033	22.560	1:33.948 (1)	93.24		15:59:16.666
13 -	29.746	41.814	22.661	1:34.221 (2)	92.97	0.273	16:00:50.887

P12		17 F		Gavin MCALPINE		Radical SR1 Gen 2	
IDEAL LAP TIME : 1:34.376		BEST LAP TIME : 1:34.489		DIFFERENCE : 0.113			
LAP	SECTOR 1	SECTOR 2	SECTOR 3	LAP TIME	MPH	DIFF	TIME OF DAY
1 -		45.457	23.995	1:47.885	81.19	13.396	15:41:39.846
2 -	31.343	44.333	23.318	1:38.994	88.48	4.505	15:43:18.840
3 -	30.601	44.149	23.128	1:37.878	89.49	3.389	15:44:56.718
4 -	30.338	43.270	23.430	1:37.038	90.27	2.549	15:46:33.756
5 -	30.106	43.440	23.175	1:36.721	90.56	2.232	15:48:10.477
6 -	30.262	43.176	23.030	1:36.468	90.80	1.979	15:49:46.945
7 -	30.049	43.090	22.956	1:36.095	91.15	1.606	15:51:23.040
8 -	29.923	43.225	22.677	1:35.825	91.41	1.336	15:52:58.865
9 -	29.683	42.397	22.724	1:34.804 (3)	92.39	0.315	15:54:33.669
10 -	29.403	42.348	22.738	1:34.489 (1)	92.70		15:56:08.158
11 -	30.379	42.400	22.960	1:35.739	91.49	1.250	15:57:43.897
12 -	29.732	42.296	22.759	1:34.787 (2)	92.41	0.298	15:59:18.684
13 -	29.664	42.751	22.890	1:35.305	91.91	0.816	16:00:53.989

Radical SR1 Cup

RACE 5 - SECTOR ANALYSIS



SECTOR 1 = FL to I1, SECTOR 2 = I1 to I2, SECTOR 3 = I2 to FL, DIFF = Difference To Personal Best Lap, P = Crossed Finish Line in Pit Lane, D = Time Disallowed

P13 95 F		David TAGG		Radical SR1 Gen 2			
IDEAL LAP TIME : 1:35.526		BEST LAP TIME : 1:35.544		DIFFERENCE : 0.018			
LAP	SECTOR 1	SECTOR 2	SECTOR 3	LAP TIME	MPH	DIFF	TIME OF DAY
1 -		45.312	23.791	1:47.240	81.68	11.696	15:41:39.201
2 -	30.403	1:03.037	23.189	1:56.629	75.10	21.085	15:43:35.830
3 -	30.334	43.544	23.002	1:36.880	90.41	1.336	15:45:12.710
4 -	29.950	42.848	22.746	1:35.544 (1)	91.68		15:46:48.254
5 -	29.999	43.110	23.555	1:36.664	90.62	1.120	15:48:24.918
6 -	29.932	43.184	23.166	1:36.282 (2)	90.98	0.738	15:50:01.200
7 -	29.942	43.381	23.246	1:36.569 (3)	90.71	1.025	15:51:37.769
8 -	30.232	43.644	23.154	1:37.030	90.27	1.486	15:53:14.799
9 -	30.199	43.555	23.233	1:36.987	90.31	1.443	15:54:51.786
10 -	31.174	43.925	23.162	1:38.261	89.14	2.717	15:56:30.047
11 -	30.787	43.620	23.208	1:37.615	89.73	2.071	15:58:07.662
12 -	30.623	44.243	23.682	1:38.548	88.88	3.004	15:59:46.210
13 -	30.566	44.384	23.197	1:38.147	89.25	2.603	16:01:24.357

P14 24		Paul CLARK		Radical SR1 Gen 2			
IDEAL LAP TIME : 1:39.158		BEST LAP TIME : 1:39.306		DIFFERENCE : 0.148			
LAP	SECTOR 1	SECTOR 2	SECTOR 3	LAP TIME	MPH	DIFF	TIME OF DAY
1 -		46.266	24.040	1:49.690	79.85	10.384	15:41:41.651
2 -	31.759	45.165	23.905	1:40.829	86.87	1.523	15:43:22.480
3 -	31.789	45.132	23.877	1:40.798	86.90	1.492	15:45:03.278
4 -	31.816	44.888	23.873	1:40.577	87.09	1.271	15:46:43.855
5 -	32.031	45.296	25.211	1:42.538	85.43	3.232	15:48:26.393
6 -	31.826	44.742	24.044	1:40.612	87.06	1.306	15:50:07.005
7 -	31.870	44.419	23.894	1:40.183	87.43	0.877	15:51:47.188
8 -	31.744	44.386	23.841	1:39.971	87.62	0.665	15:53:27.159
9 -	31.417	44.201	24.066	1:39.684 (3)	87.87	0.378	15:55:06.843
10 -	31.613	44.105	23.793	1:39.511 (2)	88.02	0.205	15:56:46.354
11 -	31.492	44.178	23.636	1:39.306 (1)	88.21		15:58:25.660
12 -	34.300	45.091	24.329	1:43.720	84.45	4.414	16:00:09.380

Radical SR1 Cup

RACE 5 - BEST SECTORS

SECTOR 1			SECTOR 2			SECTOR 3			IDEAL / BEST COMPARISON						
POS	NO	NAME	TIME	NO	NAME	TIME	NO	NAME	TIME	POS	NO	NAME	IDEAL	BEST	DIFF
													PERFECT LAP	1:30.545	
1	33	PINKERTON	28.587	27	WALKER	40.268	27	WALKER	21.690	1	33	PINKERTON	1:30.654	1:30.668	0.014
2	21	HUNT	28.598	33	PINKERTON	40.284	33	PINKERTON	21.783	2	27	WALKER	1:30.779	1:31.067	0.288
3	27	WALKER	28.821	21	HUNT	40.327	52	ELLIOTT	22.066	3	21	HUNT	1:31.057	1:31.118	0.061
4	19	WARRINER	28.939	52	ELLIOTT	40.957	19	WARRINER	22.121	4	52	ELLIOTT	1:32.059	1:32.476	0.417
5	52	ELLIOTT	29.036	19	WARRINER	41.091	21	HUNT	22.132	5	19	WARRINER	1:32.151	1:32.295	0.144
6	22	LOWE (R)	29.195	7	MCFADDEN (R)	41.530	5	ASHWORTH	22.341	6	7	MCFADDEN (R)	1:33.297	1:33.402	0.105
7	7	MCFADDEN (R)	29.353	5	ASHWORTH	41.642	7	MCFADDEN (R)	22.414	7	22	LOWE (R)	1:33.617	1:33.685	0.068
8	42	ELLIS	29.355	42	ELLIS	41.773	62	BAILEY	22.439	8	5	ASHWORTH	1:33.634	1:33.726	0.092
9	17	MCALPINE	29.403	62	BAILEY	41.786	34	COWLEY (R)	22.494	9	62	BAILEY	1:33.667	1:34.012	0.345
10	62	BAILEY	29.442	22	LOWE (R)	41.884	22	LOWE (R)	22.538	10	42	ELLIS	1:33.688	1:33.948	0.260
11	34	COWLEY (R)	29.497	34	COWLEY (R)	41.986	42	ELLIS	22.560	11	34	COWLEY (R)	1:33.977	1:34.167	0.190
12	5	ASHWORTH	29.651	17	MCALPINE	42.296	17	MCALPINE	22.677	12	17	MCALPINE	1:34.376	1:34.489	0.113
13	95	TAGG	29.932	95	TAGG	42.848	95	TAGG	22.746	13	95	TAGG	1:35.526	1:35.544	0.018
14	24	CLARK	31.417	24	CLARK	44.105	24	CLARK	23.636	14	24	CLARK	1:39.158	1:39.306	0.148

Weather / Track : Bright / Dry

Results can be found at www.tsl-timing.com

Brands Hatch GP

Circuit Length = 2.4332 miles

Start: 15:39 Flag 15:59 End: 16:01

Printed - 16:01 Saturday, 10 October 2020

Radical SR1 Cup

RACE 5 - STATISTICS

Competitors Started 14
Planned Start 2020-10-10 @ 15:40:00.000
Actual Start 2020-10-10 @ 15:39:51.960
Finish Time 2020-10-10 @ 15:59:58.331
Track Length 2.4332mi.
Total Laps 181
Total Distance Covered 440.4254mi.

Session Fastest Lap History

NO	CL	NAME	LAP TIME	TIME OF DAY	LAP	VEHICLE
19		Dean WARRINER	1:40.247	15:41:32.222	1	Radical SR1 Gen 2
19		Dean WARRINER	1:33.513	15:43:05.735	2	Radical SR1 Gen 2
21		Will HUNT	1:33.454	15:43:06.031	2	Radical SR1 Gen 2
33		James PINKERTON	1:32.944	15:43:06.369	2	Radical SR1 Gen 2
27		Mackenzie WALKER	1:32.894	15:43:06.801	2	Radical SR1 Gen 2
52		Ross ELLIOTT	1:32.646	15:44:41.136	3	Radical SR1 Gen 2
52		Ross ELLIOTT	1:32.583	15:46:13.719	4	Radical SR1 Gen 2
27		Mackenzie WALKER	1:32.378	15:49:18.503	6	Radical SR1 Gen 2
21		Will HUNT	1:31.290	15:50:49.955	7	Radical SR1 Gen 2
27		Mackenzie WALKER	1:31.067	15:53:55.061	9	Radical SR1 Gen 2
33		James PINKERTON	1:30.668	15:58:29.144	12	Radical SR1 Gen 2

Session Leader History

NO	CL	NAME	FROM LAP	LAPS LED	DISTANCE	VEHICLE
19		Dean WARRINER	1	6	14.59 miles	Radical SR1 Gen 2
21		Will HUNT	7	7	17.03 miles	Radical SR1 Gen 2

Flag History

TYPE	TIME OF DAY
GREEN	15:39:51.960
FINISH	15:59:58.331

Flag Statistics

TYPE	COUNT	TOTAL LAPS	TOTAL TIME
Green	1	13	21:36.953
Red	0	0	0.000
Safety Car	0	0	0.000
FCY	0	0	0.000

Radical SR1 Cup

RACE 5 - STATISTICS

CLASS :

8 Starters

Fastest Lap History

NO	NAME	LAP TIME	TIME OF DAY	LAP	VEHICLE
19	Dean WARRINER	1:40.247	15:41:32.222	1	Radical SR1 Gen 2
19	Dean WARRINER	1:33.513	15:43:05.735	2	Radical SR1 Gen 2
21	Will HUNT	1:33.454	15:43:06.031	2	Radical SR1 Gen 2
33	James PINKERTON	1:32.944	15:43:06.369	2	Radical SR1 Gen 2
27	Mackenzie WALKER	1:32.894	15:43:06.801	2	Radical SR1 Gen 2
52	Ross ELLIOTT	1:32.646	15:44:41.136	3	Radical SR1 Gen 2
52	Ross ELLIOTT	1:32.583	15:46:13.719	4	Radical SR1 Gen 2
27	Mackenzie WALKER	1:32.378	15:49:18.503	6	Radical SR1 Gen 2
21	Will HUNT	1:31.290	15:50:49.955	7	Radical SR1 Gen 2
27	Mackenzie WALKER	1:31.067	15:53:55.061	9	Radical SR1 Gen 2
33	James PINKERTON	1:30.668	15:58:29.144	12	Radical SR1 Gen 2

Leader History

NO	NAME	FROM LAP	LAPS LED	DISTANCE	VEHICLE
19	Dean WARRINER	1	6	14.59 miles	Radical SR1 Gen 2
21	Will HUNT	7	7	17.03 miles	Radical SR1 Gen 2

Radical SR1 Cup

RACE 5 - STATISTICS

CLASS : F

6 Starters

Fastest Lap History

NO	NAME	LAP TIME	TIME OF DAY	LAP	VEHICLE
62	Simon BAILEY	1:43.994	15:41:35.971	1	Radical SR1 Gen 2
62	Simon BAILEY	1:35.112	15:43:11.083	2	Radical SR1 Gen 2
34	Ian COWLEY (R)	1:35.043	15:44:46.947	3	Radical SR1 Gen 2
62	Simon BAILEY	1:34.469	15:46:20.748	4	Radical SR1 Gen 2
34	Ian COWLEY (R)	1:34.215	15:49:30.808	6	Radical SR1 Gen 2
62	Simon BAILEY	1:34.012	15:51:04.110	7	Radical SR1 Gen 2
22	Andy LOWE (R)	1:33.807	15:55:52.872	10	Radical SR1 Gen 2
22	Andy LOWE (R)	1:33.685	15:57:26.557	11	Radical SR1 Gen 2

Leader History

NO	NAME	FROM LAP	LAPS LED	DISTANCE	VEHICLE
62	Simon BAILEY	1	13	31.63 miles	Radical SR1 Gen 2