



RADICAL CHALLENGE CHAMPIONSHIP

Oulton Park

25th July 2020



Results Provided by Timing Solutions Ltd
www.tsl-timing.com

MSVR Club Car Championships - Oulton Park - 25th July 2020

Radical Challenge Championship

QUALIFYING - RACE 4 - CLASSIFICATION

POS	NO	NAME	ENTRY	TIME	ON	LAPS	GAP	DIFF	MPH
1	5	Jerome DE SADELEER	Radical SR3 RSX	1:37.163	8	12			99.74
2	52	Mark RICHARDS	Radical SR3 RSX	1:37.743	8	12	0.580	0.580	99.15
3	23*	Jason RISHOVER	Radical SR3 RSX	1:38.105	8	12	0.942	0.362	98.78
4	89*	Shane STONEY	Radical SR3 RSX	1:38.388	11	12	1.225	0.283	98.50
5	69*	Marcus CLUTTON	Radical SR3 RSX	1:38.483	5	11	1.320	0.095	98.40
6	2	Chris PREEN	Radical SR3 RSX	1:38.898	12	12	1.735	0.415	97.99
7	11	Jac CONSTABLE	Radical SR3 RSX	1:39.385	5	12	2.222	0.487	97.51
8	31*	Rod GOODMAN	Radical SR3 RSX	1:39.460	10	12	2.297	0.075	97.43
9	66	Brian CAUDWELL	Radical SR3 RSX	1:39.574	11	12	2.411	0.114	97.32
10	28	Elliot GOODMAN	Radical SR3 RSX	1:39.916	11	12	2.753	0.342	96.99
11	7	GUDMUNDSON / ASHTON	Radical SR3 RSX	1:40.126	10	11	2.963	0.210	96.79
12	24*	Peter BROOKES	Radical SR3 RSX	1:40.137	11	11	2.974	0.011	96.78
13	14*	John MacLEOD	Radical SR3 RSX	1:40.469	11	12	3.306	0.332	96.46
14	10	John CAUDWELL	Radical SR3 RSX	1:40.723	6	11	3.560	0.254	96.21
15	74*	Guillaume GRUCHET	Radical SR3 RSX	1:46.868	8	10	9.705	6.145	90.68

Car 23- no working transponder. Please fix before racing as per Blue Book regulations

No. 14, 24, 31, 89 - 1 Lap time disallowed; exceeding track limits.

No. 69, 74 - 2 Lap times disallowed; exceeding track limits.

Weather / Track : Bright / Dry

These results are provisional until the conclusion of any judicial and technical matters.

Oulton Park International

Circuit Length = 2.6920 miles

Start: 09:45 Flag 10:05 End: 10:07

Clerk Of Course :	Steward :	Timekeeper : Eric Cowcill
-------------------	-----------	---------------------------

MSVR Club Car Championships - Oulton Park - 25th July 2020

Radical Challenge Championship

QUALIFYING - RACE 4 - 2ND FASTEST CLASSIFICATION

POS	NO	NAME	ENTRY	TIME	ON	LAPS	GAP	DIFF	MPH
1	5	Jerome DE SADELEER	Radical SR3 RSX	1:37.427	5	12			99.47
2	52	Mark RICHARDS	Radical SR3 RSX	1:37.800	7	12	0.373	0.373	99.09
3	69*	Marcus CLUTTON	Radical SR3 RSX	1:38.663	11	11	1.236	0.863	98.22
4	23*	Jason RISHOVER	Radical SR3 RSX	1:38.805	12	12	1.378	0.142	98.08
5	89*	Shane STONEY	Radical SR3 RSX	1:39.023	7	12	1.596	0.218	97.86
6	2	Chris PREEN	Radical SR3 RSX	1:39.164	8	12	1.737	0.141	97.73
7	11	Jac CONSTABLE	Radical SR3 RSX	1:39.426	8	12	1.999	0.262	97.47
8	66	Brian CAUDWELL	Radical SR3 RSX	1:39.673	12	12	2.246	0.247	97.23
9	31*	Rod GOODMAN	Radical SR3 RSX	1:39.720	11	12	2.293	0.047	97.18
10	28	Elliot GOODMAN	Radical SR3 RSX	1:39.973	10	12	2.546	0.253	96.93
11	7	GUDMUNDSON / ASHTON	Radical SR3 RSX	1:40.533	7	11	3.106	0.560	96.39
12	14*	John MacLEOD	Radical SR3 RSX	1:40.562	12	12	3.135	0.029	96.37
13	24*	Peter BROOKES	Radical SR3 RSX	1:40.596	8	11	3.169	0.034	96.33
14	10	John CAUDWELL	Radical SR3 RSX	1:40.843	9	11	3.416	0.247	96.10
15	74*	Guillaume GRUCHET	Radical SR3 RSX	1:49.666	4	10	12.239	8.823	88.37

Car 23- no working transponder. Please fix before racing as per Blue Book regulations

No. 14, 24, 31, 89 - 1 Lap time disallowed; exceeding track limits.

No. 69, 74 - 2 Lap times disallowed; exceeding track limits.

Weather / Track : Bright / Dry

These results are provisional until the conclusion of any judicial and technical matters.

Oulton Park International

Circuit Length = 2.6920 miles

Start: 09:45 Flag 10:05 End: 10:07

Clerk Of Course :	Steward :	Timekeeper : Eric Cowcill
-------------------	-----------	---------------------------

MSVR Club Car Championships - Oulton Park - 25th July 2020

Radical Challenge Championship

QUALIFYING - RACE 4 - LAP ANALYSIS

DIFF = Difference To Personal Best Lap

P1 5 Jerome DE SADELEER				
LAP	LAP TIME	DIFF	MPH	TIME OF DAY
1 -				09:47:39.149
2 -	1:43.324	6.161	93.79	09:49:22.473
3 -	1:39.510	2.347	97.39	09:51:01.983
4 -	1:38.407	1.244	98.48	09:52:40.390
5 -	1:37.427 (2)	0.264	99.47	09:54:17.817
6 -	1:37.482 (3)	0.319	99.41	09:55:55.299
7 -	1:39.941	2.778	96.97	09:57:35.240
8 -	1:37.163 (1)		99.74	09:59:12.403
9 -	1:37.636	0.473	99.25	10:00:50.039
10 -	1:42.584	5.421	94.47	10:02:32.623
11 -	1:41.137	3.974	95.82	10:04:13.760
12 -	1:37.646	0.483	99.24	10:05:51.406

P2 52 Mark RICHARDS				
LAP	LAP TIME	DIFF	MPH	TIME OF DAY
1 -				09:47:42.421
2 -	1:43.512	5.769	93.62	09:49:25.933
3 -	1:40.319	2.576	96.60	09:51:06.252
4 -	1:39.465	1.722	97.43	09:52:45.717
5 -	1:38.328	0.585	98.56	09:54:24.045
6 -	1:39.316	1.573	97.58	09:56:03.361
7 -	1:37.800 (2)	0.057	99.09	09:57:41.161
8 -	1:37.743 (1)		99.15	09:59:18.904
9 -	1:37.851 (3)	0.108	99.04	10:00:56.755
10 -	1:51.137	13.394	87.20	10:02:47.892
11 -	1:44.241	6.498	92.97	10:04:32.133
12 -	1:39.297	1.554	97.59	10:06:11.430

P3 23 Jason RISHOVER				
LAP	LAP TIME	DIFF	MPH	TIME OF DAY
1 -				09:47:43.739
2 -	1:44.809	6.704	92.46	09:49:28.548
3 -	1:41.318	3.213	95.65	09:51:09.866
4 -	1:40.182	2.077	96.73	09:52:50.048
5 -	1:39.423	1.318	97.47	09:54:29.471
6 -	1:39.655	1.550	97.24	09:56:09.126
7 -	1:38.966	0.861	97.92	09:57:48.092
8 -	1:38.105 (1)		98.78	09:59:26.197
9 -	1:38.821 (3)	0.716	98.06	10:01:05.018
10 -	1:39.816	1.711	97.09	10:02:44.834
11 -	1:40.190	2.085	96.72	10:04:25.024
12 -	1:38.805 (2)	0.700	98.08	10:06:03.829

P4 89 Shane STONEY				
LAP	LAP TIME	DIFF	MPH	TIME OF DAY
1 -				09:47:43.041
2 -	1:43.858	5.470	93.31	09:49:26.899
3 -	1:40.887	2.499	96.06	09:51:07.786
4 -	1:40.073	1.685	96.84	09:52:47.859
5 -	1:39.480	1.092	97.41	09:54:27.339
6 -	1:39.089 (3)	0.701	97.80	09:56:06.428
7 -	1:39.023 (2)	0.635	97.86	09:57:45.451
8 -	4:38.690 D	0.302	98.19	09:59:24.141
9 -	1:39.364	0.976	97.53	10:01:03.505
10 -	1:40.961	2.573	95.99	10:02:44.466
11 -	1:38.388 (1)		98.50	10:04:22.854
12 -	1:39.231	0.843	97.66	10:06:02.085

DIFF = Difference To Personal Best Lap

P5 69 Marcus CLUTTON				
LAP	LAP TIME	DIFF	MPH	TIME OF DAY
1 -				09:48:03.122
2 -	1:43.482	4.999	93.65	09:49:46.604
3 -	1:40.545	2.062	96.38	09:51:27.149
4 -	1:38.758 (3)	0.275	98.13	09:53:05.907
5 -	1:38.483 (1)		98.40	09:54:44.390
6 -	4:38.453 D		98.43	09:56:22.843
7 -	1:42.693 P	4.210	94.37	09:58:05.536
8 -	3:20.151	1:41.668	48.41	10:01:25.687
9 -	4:38.272 D		98.61	10:03:03.959
10 -	1:42.125	3.642	94.89	10:04:46.084
11 -	1:38.663 (2)	0.180	98.22	10:06:24.747

P6 2 Chris PREEN				
LAP	LAP TIME	DIFF	MPH	TIME OF DAY
1 -				09:48:11.154
2 -	1:50.823	11.925	87.44	09:50:01.977
3 -	1:44.787	5.889	92.48	09:51:46.764
4 -	1:43.638	4.740	93.51	09:53:30.402
5 -	1:41.133	2.235	95.82	09:55:11.535
6 -	1:40.154	1.256	96.76	09:56:51.689
7 -	1:39.639 (3)	0.741	97.26	09:58:31.328
8 -	1:39.164 (2)	0.266	97.73	10:00:10.492
9 -	1:48.221	9.323	89.55	10:01:58.713
10 -	1:39.825	0.927	97.08	10:03:38.538
11 -	1:39.978	1.080	96.93	10:05:18.516
12 -	1:38.898 (1)		97.99	10:06:57.414

P7 11 Jac CONSTABLE				
LAP	LAP TIME	DIFF	MPH	TIME OF DAY
1 -				09:47:48.289
2 -	1:44.920	5.535	92.36	09:49:33.209
3 -	1:40.632	1.247	96.30	09:51:13.841
4 -	1:39.470 (3)	0.085	97.42	09:52:53.311
5 -	1:39.385 (1)		97.51	09:54:32.696
6 -	1:39.488	0.103	97.41	09:56:12.184
7 -	1:39.825	0.440	97.08	09:57:52.009
8 -	1:39.426 (2)	0.041	97.47	09:59:31.435
9 -	1:39.702	0.317	97.20	10:01:11.137
10 -	1:39.694	0.309	97.21	10:02:50.831
11 -	1:44.347	4.962	92.87	10:04:35.178
12 -	1:39.591	0.206	97.31	10:06:14.769

P8 31 Rod GOODMAN				
LAP	LAP TIME	DIFF	MPH	TIME OF DAY
1 -				09:47:48.073
2 -	1:48.782	9.322	89.08	09:49:36.855
3 -	1:43.882	4.422	93.29	09:51:20.737
4 -	1:43.081	3.621	94.01	09:53:03.818
5 -	1:42.108	2.648	94.91	09:54:45.926
6 -	4:41.143 D	1.683	95.81	09:56:27.069
7 -	1:40.571	1.111	96.36	09:58:07.640
8 -	1:40.107	0.647	96.80	09:59:47.747
9 -	1:39.882	0.422	97.02	10:01:27.629
10 -	1:39.460 (1)		97.43	10:03:07.089
11 -	1:39.720 (2)	0.260	97.18	10:04:46.809
12 -	1:39.863 (3)	0.403	97.04	10:06:26.672

Weather / Track : Bright / Dry

Oulton Park International
Circuit Length = 2.6920 miles
Start: 09:45 Flag 10:05 End: 10:07

MSVR Club Car Championships - Oulton Park - 25th July 2020

Radical Challenge Championship

QUALIFYING - RACE 4 - LAP ANALYSIS

DIFF = Difference To Personal Best Lap

P9 66 Brian CAUDWELL				
LAP	LAP TIME	DIFF	MPH	TIME OF DAY
1 -				09:47:49.974
2 -	1:45.748	6.174	91.64	09:49:35.722
3 -	1:42.339	2.765	94.69	09:51:18.061
4 -	1:40.576	1.002	96.35	09:52:58.637
5 -	1:40.239	0.665	96.68	09:54:38.876
6 -	1:39.818	0.244	97.08	09:56:18.694
7 -	1:40.137	0.563	96.78	09:57:58.831
8 -	1:39.705 (3)	0.131	97.19	09:59:38.536
9 -	1:39.967	0.393	96.94	10:01:18.503
10 -	1:39.705 (3)	0.131	97.19	10:02:58.208
11 -	1:39.574 (1)		97.32	10:04:37.782
12 -	1:39.673 (2)	0.099	97.23	10:06:17.455

P10 28 Elliot GOODMAN				
LAP	LAP TIME	DIFF	MPH	TIME OF DAY
1 -				09:47:47.060
2 -	1:48.349	8.433	89.44	09:49:35.409
3 -	1:44.481	4.565	92.75	09:51:19.890
4 -	1:41.501	1.585	95.47	09:53:01.391
5 -	1:40.293	0.377	96.62	09:54:41.684
6 -	1:40.041 (3)	0.125	96.87	09:56:21.725
7 -	1:41.595	1.679	95.39	09:58:03.320
8 -	1:40.169	0.253	96.74	09:59:43.489
9 -	1:40.150	0.234	96.76	10:01:23.639
10 -	1:39.973 (2)	0.057	96.93	10:03:03.612
11 -	1:39.916 (1)		96.99	10:04:43.528
12 -	1:40.211	0.295	96.70	10:06:23.739

P11 7 GUDMUNDSON / ASHTON				
LAP	LAP TIME	DIFF	MPH	TIME OF DAY
1 -				09:47:40.084
2 -	1:44.858	4.732	92.42	09:49:24.942
3 -	1:40.905 (3)	0.779	96.04	09:51:05.847
4 -	1:45.465 P	5.339	91.89	09:52:51.312
5 -	3:23.288	1:43.162	47.67	09:56:14.600
6 -	1:41.781	1.655	95.21	09:57:56.381
7 -	1:40.533 (2)	0.407	96.39	09:59:36.914
8 -	1:43.997	3.871	93.18	10:01:20.911
9 -	1:41.034	0.908	95.92	10:03:01.945
10 -	1:40.126 (1)		96.79	10:04:42.071
11 -	1:51.148	11.022	87.19	10:06:33.219

P12 24 Peter BROOKES				
LAP	LAP TIME	DIFF	MPH	TIME OF DAY
1 -				09:47:58.149
2 -	3:34.262	1:54.125	45.23	09:51:32.411
3 -	1:46.580	6.443	90.92	09:53:18.991
4 -	1:44.514	4.377	92.72	09:55:03.505
5 -	1:43.726	3.589	93.43	09:56:47.231
6 -	1:41.499	1.362	95.48	09:58:28.730
7 -	1:41.351	1.214	95.62	10:00:10.081
8 -	1:40.596 (2)	0.459	96.33	10:01:50.677
9 -	1:41.018 (3)	0.881	95.93	10:03:31.695
10 -	1:40.152 D	0.015	96.76	10:05:11.847
11 -	1:40.137 (1)		96.78	10:06:51.984

P13 14 John MacLEOD				
LAP	LAP TIME	DIFF	MPH	TIME OF DAY

DIFF = Difference To Personal Best Lap

1 -				09:48:10.325
2 -	1:49.622	9.153	88.40	09:49:59.947
3 -	1:46.209	5.740	91.24	09:51:46.156
4 -	1:43.736	3.267	93.42	09:53:29.892
5 -	1:43.818	3.349	93.34	09:55:13.710
6 -	1:42.787	2.318	94.28	09:56:56.497
7 -	1:42.078 D	1.609	94.94	09:58:38.575
8 -	1:41.528	1.059	95.45	10:00:20.103
9 -	1:41.612	1.143	95.37	10:02:01.715
10 -	1:41.024 (3)	0.555	95.93	10:03:42.739
11 -	1:40.469 (1)		96.46	10:05:23.208
12 -	1:40.562 (2)	0.093	96.37	10:07:03.770

P14 10 John CAUDWELL				
LAP	LAP TIME	DIFF	MPH	TIME OF DAY
1 -				09:48:09.375
2 -	1:48.809	8.086	89.06	09:49:58.184
3 -	2:02.969	22.246	78.81	09:52:01.153
4 -	1:42.722	1.999	94.34	09:53:43.875
5 -	1:41.923	1.200	95.08	09:55:25.798
6 -	1:40.723 (1)		96.21	09:57:06.521
7 -	1:53.352	12.629	85.49	09:58:59.875
8 -	1:40.963	0.240	95.98	10:00:40.836
9 -	1:40.843 (2)	0.120	96.10	10:02:21.679
10 -	1:40.959 (3)	0.236	95.99	10:04:02.638
11 -	1:41.610	0.887	95.37	10:05:44.248

P15 74 Guillaume GRUCHET				
LAP	LAP TIME	DIFF	MPH	TIME OF DAY
1 -				09:48:03.520
2 -	1:54.533	7.665	84.61	09:49:58.053
3 -	1:52.225	5.357	86.35	09:51:50.278
4 -	1:49.666 (2)	2.798	88.37	09:53:39.944
5 -	1:53.662 P	6.794	85.26	09:55:33.606
6 -	3:28.642	1:41.774	46.44	09:59:02.248
7 -	1:47.654 D	0.783	90.02	10:00:49.899
8 -	1:46.868 (1)		90.68	10:02:36.767
9 -	1:44.742 D		92.55	10:04:21.479
10 -	1:51.425 (3)	4.557	86.97	10:06:12.904

Weather / Track : Bright / Dry

Oulton Park International
Circuit Length = 2.6920 miles
Start: 09:45 Flag 10:05 End: 10:07

MSVR Club Car Championships - Oulton Park - 25th July 2020

Radical Challenge Championship

QUALIFYING - RACE 4 - STATISTICS

Competitors Started 15
Planned Start 2020-07-25 @ 09:45:00.000
Actual Start 2020-07-25 @ 09:45:30.906
Finish Time 2020-07-25 @ 10:05:34.843
Track Length 2.6920mi.
Total Laps 174
Total Distance Covered 468.4129mi.

Session Fastest Lap History

NO	NAME	LAP TIME	TIME OF DAY	LAP	VEHICLE
5	Jerome DE SADELEER	1:43.324	09:49:22.498	2	Radical SR3 RSX
5	Jerome DE SADELEER	1:39.510	09:51:02.008	3	Radical SR3 RSX
5	Jerome DE SADELEER	1:38.407	09:52:40.414	4	Radical SR3 RSX
5	Jerome DE SADELEER	1:37.427	09:54:17.842	5	Radical SR3 RSX
5	Jerome DE SADELEER	1:37.163	09:59:12.428	8	Radical SR3 RSX

Flag History

TYPE	TIME OF DAY
GREEN	09:45:30.906
FINISH	10:05:34.843

Flag Statistics

TYPE	COUNT	TOTAL LAPS	TOTAL TIME
Green	1	12	21:38.983
Red	0	0	0.000
Safety Car	0	0	0.000
FCY	0	0	0.000

Weather / Track : Bright / Dry

Results can be found at www.tsl-timing.com


Oulton Park International
Circuit Length = 2.6920 miles
Start: 09:45 Flag 10:05 End: 10:07

Printed - 10:10 Saturday, 25 July 2020

MSVR Club Car Championships - Oulton Park - 25th July 2020

Radical Challenge Championship

RACE 4 - GRID (50 minutes)

ROW 8	15	1:46.868 74 Guillaume GRUCHET		
ROW 7	13	1:40.469 14 John MacLEOD	14	1:40.723 10 John CAUDWELL
ROW 6	11	1:40.126 7 GUDMUNDSON / ASHTON	12	1:40.137 24 Peter BROOKES
ROW 5	9	1:39.574 66 Brian CAUDWELL	10	1:39.916 28 Elliot GOODMAN
ROW 4	7	1:39.385 11 Jac CONSTABLE	8	1:39.460 31 Rod GOODMAN
ROW 3	5	1:38.483 69 Marcus CLUTTON	6	1:38.898 2 Chris PREEN
ROW 2	3	1:38.105 23 Jason RISHOVER	4	1:38.388 89 Shane STONEY
ROW 1	1	1:37.163 5 Jerome DE SADELEER	2	1:37.743 52 Mark RICHARDS
Pole				
				

Oulton Park International
Circuit Length = 2.6920 miles

These results are provisional until the conclusion of any judicial and technical matters.

Clerk Of Course :


Steward :

Timekeeper : Eric Cowcill

MSVR Club Car Championships - Oulton Park - 25th July 2020

Radical Challenge Championship

RACE 7 - GRID (20 minutes) - AMENDED

ROW 8	15	74	Guillaume GRUCHET	1:49.666					
ROW 7	13	24	Peter BROOKES	1:40.596	14	10	John CAUDWELL	1:40.843	
ROW 6		11	7	GUDMUNDSON / ASHTON	1:40.533	12	14	John MacLEOD	1:40.562
ROW 5	9	31	Rod GOODMAN	1:39.720	10	28	Elliot GOODMAN	1:39.973	
ROW 4		7	23	Jason RISHOVER	1:38.805	8	66	Brian CAUDWELL	1:39.673
ROW 3	5	2	Chris PREEN	1:39.164	6	11	Jac CONSTABLE	1:39.426	
ROW 2		3	69	Marcus CLUTTON	1:38.663	4	89	Shane STONEY	1:39.023
ROW 1	1	5	Jerome DE SADELEER	1:37.427	2	52	Mark RICHARDS	1:37.800	
Pole									
									

Car 23 - 3 grid place penalty - Clerk's decision Q14.4.4. refers, causing a collision

Oulton Park International
Circuit Length = 2.6920 miles

These results are provisional until the conclusion of any judicial and technical matters.

Clerk Of Course :	Steward :	Timekeeper : Eric Cowcill
-------------------	-----------	---------------------------

MSVR Club Car Championships - Oulton Park - 25th July 2020

Radical Challenge Championship

RACE 4 - CLASSIFICATION

POS	NO	NAME	ENTRY	LAPS	TIME	GAP	DIFF	MPH	BEST	ON
1	5	Jerome DE SADELEER	Radical SR3 RSX	29	51:09.040			91.57	1:38.115	6
2	69	Marcus CLUTTON	Radical SR3 RSX	29	51:11.044	2.004	2.004	91.51	1:38.283	28
3	89	Shane STONEY	Radical SR3 RSX	29	51:16.812	7.772	5.768	91.34	1:38.157	21
4	2	Chris PREEN	Radical SR3 RSX	29	51:27.736	18.696	10.924	91.02	1:39.452	23
5	23*	Jason RISHOVER	Radical SR3 RSX	29	51:32.025	22.985	4.289	90.89	1:39.366	17
6	10	John CAUDWELL	Radical SR3 RSX	29	51:47.279	38.239	15.254	90.44	1:41.208	23
7	11*	Jac CONSTABLE	Radical SR3 RSX	29	52:13.014	1:03.974	25.735	89.70	1:39.804	16
8	14	John MacLEOD	Radical SR3 RSX	29	52:13.549	1:04.509	0.535	89.68	1:41.019	19
9	24	Peter BROOKES	Radical SR3 RSX	29	52:16.424	1:07.384	2.875	89.60	1:40.936	29
10	7	GUDMUNDSON / ASHTON	Radical SR3 RSX	28	51:14.777	1 Lap	1 Lap	88.25	1:38.756	27
11	28	Elliot GOODMAN	Radical SR3 RSX	28	51:48.765	1 Lap	33.988	87.28	1:40.307	24
12	74	Guillaume GRUCHET	Radical SR3 RSX	28	52:51.093	1 Lap	1:02.328	85.57	1:45.415	21

NOT CLASSIFIED

DNF	66	Brian CAUDWELL	Radical SR3 RSX	11	18:45.887	18 Laps	17 Laps	94.68	1:40.393	6
DNF	52	Mark RICHARDS	Radical SR3 RSX	3	5:12.752	26 Laps	8 Laps	92.96	1:40.243	3
DNF	31	Rod GOODMAN	Radical SR3 RSX	0						

FASTEST LAP

5	Jerome DE SADELEER	Radical SR3 RSX	6	1:38.115	98.77 mph	158.96 kph
---	--------------------	-----------------	---	----------	-----------	------------

Cars 11 & 23 - 5 second penalty - track limits

Weather / Track : Bright / Dry

These results are provisional until the conclusion of any judicial and technical matters.

Oulton Park International

Circuit Length = 2.6920 miles

Start: 12:25 Flag 13:16 End: 13:18

Clerk Of Course :	Steward :	Timekeeper : Eric Cowcill
-------------------	-----------	---------------------------

MSVR Club Car Championships - Oulton Park - 25th July 2020

Radical Challenge Championship

RACE 4 - LAP CHART

LAP 1 @ 12:27:11.049			LAP 2 @ 12:28:51.757			LAP 3 @ 12:30:31.163			LAP 4 @ 12:32:10.056			LAP 5 @ 12:33:49.373		
NO	BEHIND	LAP TIME	NO	BEHIND	LAP TIME	NO	BEHIND	LAP TIME	NO	BEHIND	LAP TIME	NO	BEHIND	LAP TIME
5		1:46.812	5		1:40.708	5		1:39.406	5		1:38.893	5		1:39.317
69	1.573	1:48.385	69	1.921	1:41.056	69	2.700	1:40.185	69	3.289	1:39.482	69	2.903	1:38.931
11	2.260	1:49.072	11	3.021	1:41.469	11	3.867	1:40.252	11	5.645	1:40.671	11	7.087	1:40.759
23	2.959	1:49.771	23	4.451	1:42.200	23	5.427	1:40.382	23	6.156	1:39.622	23	7.474	1:40.635
52	3.125	1:49.937	52	4.989	1:42.572	52	5.826	1:40.243	89	7.384	1:39.590	89	8.086	1:40.019
89	3.621	1:50.433	89	5.764	1:42.851	89	6.687	1:40.329	66	13.832	1:42.041	66	15.634	1:41.119
2	4.402	1:51.214	66	8.182	1:43.519	66	10.684	1:41.908	2	14.770	1:41.383	2	16.301	1:40.848
66	5.371	1:52.183	2	8.871	1:45.177	2	12.280	1:42.815	14	20.508	1:42.955	10	25.030	1:43.427
14	7.222	1:54.034	14	11.846	1:45.332	14	16.446	1:44.006	10	20.920	1:43.016	14	26.270	1:45.079
10	7.733	1:54.545	10	12.299	1:45.274	10	16.797	1:43.904	7	33.180	1:45.438	7	37.582	1:43.719
24	10.661	1:57.473	24	19.106	1:49.153	7	26.635	1:46.489	24	34.219	1:45.073	24	39.584	1:44.682
7	12.171	1:58.983	7	19.552	1:48.089	24	28.039	1:48.339	74	1:10.444	1:51.022	28	1 Lap	3:23.425
28	16.151	2:02.963	28	27.204	1:51.761	28	42.956	1:55.158 P				74	1:21.804	1:50.677
74	30.479	2:17.291	74	45.942	1:56.171	74	58.315	1:51.779						

Weather / Track : Bright / Dry

Oulton Park International
 Circuit Length = 2.6920 miles
 Start: 12:25 Flag 13:16 End: 13:18

MSVR Club Car Championships - Oulton Park - 25th July 2020

Radical Challenge Championship

RACE 4 - LAP CHART

LAP 6 @ 12:35:27.488			LAP 7 @ 12:37:05.675			LAP 8 @ 12:38:44.526			LAP 9 @ 12:40:22.863			LAP 10 @ 12:42:01.307		
NO	BEHIND	LAP TIME	NO	BEHIND	LAP TIME	NO	BEHIND	LAP TIME	NO	BEHIND	LAP TIME	NO	BEHIND	LAP TIME
5		1:38.115	5		1:38.187	5		1:38.851	5		1:38.337	5		1:38.444
69	3.469	1:38.681	69	3.974	1:38.692	69	4.071	1:38.948	69	4.724	1:38.990	69	5.031	1:38.751
23	9.600	1:40.241	11	13.126	1:40.618	74	1 Lap	1:49.859	74	1 Lap	1:48.282	11	21.446	1:41.818
11	10.695	1:41.723	89	13.425	1:40.324	11	14.620	1:40.345	11	18.072	1:41.789	89	21.667	1:41.865
89	11.288	1:41.317	66	20.676	1:40.951	89	14.880	1:40.306	89	18.246	1:41.703	74	1 Lap	1:47.503
66	17.912	1:40.393	2	21.338	1:40.657	66	22.489	1:40.664	66	25.234	1:41.082	66	27.377	1:40.587
2	18.868	1:40.682	23	23.508	1:52.095	2	22.772	1:40.285	2	26.173	1:41.738	23	28.410	1:40.562
10	28.792	1:41.877	10	32.242	1:41.637	23	24.264	1:39.607	23	26.292	1:40.365	2	29.449	1:41.720
14	31.620	1:43.465	14	37.004	1:43.571	10	34.691	1:41.300	10	37.976	1:41.622	10	41.234	1:41.702
7	41.929	1:42.462	7	46.449	1:42.707	14	41.163	1:43.010	14	44.799	1:41.973	14	48.170	1:41.815
24	45.883	1:44.414	24	52.022	1:44.326	7	50.188	1:42.590	7	53.488	1:41.637	7	57.150	1:42.106
28	1 Lap	1:43.350	28	1 Lap	1:41.552	24	56.686	1:43.515	24	1:01.282	1:42.933	24	1:05.627	1:42.789
74	1:32.610	1:48.921				28	1 Lap	1:41.008	28	1 Lap	1:41.379	28	1 Lap	1:42.582

Weather / Track : Bright / Dry

Results can be found at www.tsl-timing.com

Page 2 of 6

Oulton Park International
Circuit Length = 2.6920 miles
Start: 12:25 Flag 13:16 End: 13:18

Printed - 13:22 Saturday, 25 July 2020

MSVR Club Car Championships - Oulton Park - 25th July 2020

Radical Challenge Championship

RACE 4 - LAP CHART

LAP 11 @ 12:43:39.900			LAP 12 @ 12:45:18.071			LAP 13 @ 12:46:57.488			LAP 14 @ 12:50:06.438			LAP 15 @ 12:53:27.537		
NO	BEHIND	LAP TIME	NO	BEHIND	LAP TIME	NO	BEHIND	LAP TIME	NO	BEHIND	LAP TIME	NO	BEHIND	LAP TIME
5		1:38.593	5		1:38.171	5		1:39.417	5		3:08.950 P	11		2:50.189
69	5.286	1:38.848	69	5.640	1:38.525	69	6.236	1:40.013	69	0.734	3:03.448 P	89	0.424	2:41.740
11	23.696	1:40.843	11	25.736	1:40.211	11	30.654	1:44.335 P	7	15.804	2:03.168	23	0.588	2:33.789
89	24.004	1:40.930	89	26.002	1:40.169	89	31.920	1:45.335 P	11	30.910	3:09.206	2	0.792	2:32.965
66	30.224	1:41.440	23	33.895	1:41.369	23	42.653	1:48.175 P	89	39.783	3:16.813	10	1.137	2:13.849
23	30.697	1:40.880	2	34.584	1:41.288	2	43.524	1:48.357 P	23	47.898	3:14.195	5	2.129	3:23.228
2	31.467	1:40.611	74	1 Lap	1:46.964	74	1 Lap	1:53.963 P	2	48.926	3:14.352	7	3.451	3:08.746 P
74	1 Lap	1:47.733	10	47.843	1:42.114	10	57.562	1:49.136 P	10	1:08.387	3:19.775	74	1 Lap	1:56.870
10	43.900	1:41.259	14	1:02.848	1:49.773	14	1:11.734	1:48.303 P	74	1 Lap	3:39.839	14	3.901	1:56.784
14	51.246	1:41.669	7	1:05.752	1:43.672	7	1:21.586	1:55.251	14	1:28.216	3:25.432	69	3.972	3:24.337
7	1:00.251	1:41.694	28	1 Lap	1:42.409	28	1 Lap	1:52.154 P	28	1 Lap	3:22.195	28	1 Lap	1:44.488
28	1 Lap	1:44.186	24	1:18.161	1:44.371	24	1:29.856	1:51.112 P	24	2:02.708	3:41.802	24	26.226	1:44.617
24	1:11.961	1:44.927												

Weather / Track : Bright / Dry

Oulton Park International
 Circuit Length = 2.6920 miles
 Start: 12:25 Flag 13:16 End: 13:18

MSVR Club Car Championships - Oulton Park - 25th July 2020

Radical Challenge Championship

RACE 4 - LAP CHART

LAP 16 @ 12:55:07.341			LAP 17 @ 12:56:47.286			LAP 18 @ 12:58:27.853			LAP 19 @ 13:00:07.657			LAP 20 @ 13:01:46.493		
NO	BEHIND	LAP TIME	NO	BEHIND	LAP TIME	NO	BEHIND	LAP TIME	NO	BEHIND	LAP TIME	NO	BEHIND	LAP TIME
11		1:39.804	11		1:39.945	11		1:40.567	89		1:39.539	89		1:38.836
89	0.258	1:39.638	89	0.168	1:39.855	89	0.265	1:40.664	5	0.541	1:39.781	5	0.603	1:38.898
23	1.332	1:40.548	23	0.753	1:39.366	5	0.564	1:39.427	69	1.302	1:39.038	69	1.272	1:38.806
2	2.210	1:41.222	5	1.704	1:39.209	69	2.068	1:39.358	23	3.447	1:40.084	23	4.505	1:39.894
5	2.440	1:40.115	69	3.277	1:38.915	23	3.167	1:42.981	11	4.414	1:44.218 P	2	6.346	1:40.328
69	4.307	1:40.139	2	4.215	1:41.950	2	4.447	1:40.799	2	4.854	1:40.211	10	13.065	1:41.238
10	4.830	1:43.497	10	6.419	1:41.534	10	7.243	1:41.391	10	10.663	1:43.224	14	16.163	1:41.134
14	9.423	1:45.326	14	11.680	1:42.202	14	12.650	1:41.537	14	13.865	1:41.019	28	1 Lap	1:40.796
28	1 Lap	1:45.872	28	1 Lap	1:41.935	28	1 Lap	1:42.076	28	1 Lap	1:41.619	11	27.253	2:01.675
74	1 Lap	1:48.075	74	1 Lap	1:45.872	74	1 Lap	1:45.525	74	1 Lap	1:46.184	74	1 Lap	1:45.902
24	28.595	1:42.173	24	31.414	1:42.764	24	32.751	1:41.904	24	33.996	1:41.049	24	36.772	1:41.612
7	1:34.661	3:11.014	7	1:34.659	1:39.943	7	1:33.639	1:39.547	7	1:33.720	1:39.885	7	1:34.546	1:39.662

Weather / Track : Bright / Dry

Results can be found at www.tsl-timing.com

Page 4 of 6

Oulton Park International
Circuit Length = 2.6920 miles
Start: 12:25 Flag 13:16 End: 13:18

Printed - 13:22 Saturday, 25 July 2020

MSVR Club Car Championships - Oulton Park - 25th July 2020

Radical Challenge Championship

RACE 4 - LAP CHART

LAP 21 @ 13:03:24.650			LAP 22 @ 13:05:02.861			LAP 23 @ 13:06:42.457			LAP 24 @ 13:08:20.968			LAP 25 @ 13:09:59.098		
NO	BEHIND	LAP TIME	NO	BEHIND	LAP TIME	NO	BEHIND	LAP TIME	NO	BEHIND	LAP TIME	NO	BEHIND	LAP TIME
89		1:38.157	89		1:38.211	5		1:38.372	5		1:38.511	5		1:38.130
5	1.122	1:38.676	5	1.224	1:38.313	69	1.600	1:38.590	69	1.936	1:38.847	69	2.183	1:38.377
69	1.985	1:38.870	69	2.606	1:38.832	89	4.629	1:44.225	7	1 Lap	1:43.282	7	1 Lap	1:39.689
23	6.249	1:39.901	23	7.775	1:39.737	23	8.449	1:40.270	89	5.213	1:39.095	89	5.880	1:38.797
2	8.026	1:39.837	2	9.384	1:39.569	2	9.240	1:39.452	23	10.200	1:40.262	23	11.877	1:39.807
10	16.223	1:41.315	10	19.321	1:41.309	10	20.933	1:41.208	2	10.497	1:39.768	2	12.469	1:40.102
14	19.291	1:41.285	28	1 Lap	1:40.407	28	1 Lap	1:40.341	10	23.667	1:41.245	10	26.772	1:41.235
28	1 Lap	1:40.538	14	25.928	1:44.848	14	36.196	1:49.864	28	1 Lap	1:40.457	28	1 Lap	1:40.307
11	31.061	1:41.965	11	36.471	1:43.621	11	39.989	1:43.114	14	41.277	1:43.592	14	46.068	1:42.921
24	44.418	1:45.803	24	47.970	1:41.763	24	49.802	1:41.428	11	43.308	1:41.830	11	46.228	1:41.050
74	1 Lap	1:46.644	74	1 Lap	1:45.415	74	1 Lap	1:45.754	24	52.608	1:41.317	24	56.378	1:41.900
7	1:36.072	1:39.683	7	1:37.374	1:39.513				74	1 Lap	1:45.580	74	1 Lap	1:45.746

Weather / Track : Bright / Dry

Results can be found at www.tsl-timing.com

Page 5 of 6

Oulton Park International
Circuit Length = 2.6920 miles
Start: 12:25 Flag 13:16 End: 13:18

Printed - 13:22 Saturday, 25 July 2020

MSVR Club Car Championships - Oulton Park - 25th July 2020

Radical Challenge Championship

RACE 4 - LAP CHART

LAP 26 @ 13:11:37.395			LAP 27 @ 13:13:15.912			LAP 28 @ 13:14:54.849			LAP 29 @ 13:16:33.277		
NO	BEHIND	LAP TIME	NO	BEHIND	LAP TIME	NO	BEHIND	LAP TIME	NO	BEHIND	LAP TIME
5		1:38.297	5		1:38.517	5		1:38.937	5		1:38.428
69	2.292	1:38.406	69	2.256	1:38.481	69	1.602	1:38.283	69	2.004	1:38.830
7	1 Lap	1:38.793	7	1 Lap	1:39.051	7	1 Lap	1:38.756	7	1 Lap	1:39.208
89	6.676	1:39.093	89	7.371	1:39.212	89	7.349	1:38.915	89	7.772	1:38.851
23	13.475	1:39.895	23	15.204	1:40.246	23	16.445	1:40.178	23	17.985	1:39.968
2	13.909	1:39.737	2	15.737	1:40.345	2	16.736	1:39.936	2	18.696	1:40.388
10	29.851	1:41.376	10	32.705	1:41.371	10	35.248	1:41.480	10	38.239	1:41.419
28	1 Lap	1:40.580	28	1 Lap	1:41.563	28	1 Lap	1:42.349	28	1 Lap	1:41.315
11	49.062	1:41.131	11	51.719	1:41.174	11	54.654	1:41.872	11	58.974	1:42.748
14	51.810	1:44.039	14	54.795	1:41.502	14	59.500	1:43.642	14	1:04.509	1:43.437
24	59.718	1:41.637	24	1:02.841	1:41.640	24	1:04.876	1:40.972	24	1:07.384	1:40.936
74	1 Lap	1:45.749	74	1 Lap	1:45.907	74	1 Lap	1:45.748	74	1 Lap	1:46.118

Weather / Track : Bright / Dry

Results can be found at www.tsl-timing.com

Page 6 of 6

Oulton Park International
Circuit Length = 2.6920 miles
Start: 12:25 Flag 13:16 End: 13:18

Printed - 13:22 Saturday, 25 July 2020

MSVR Club Car Championships - Oulton Park - 25th July 2020

Radical Challenge Championship

RACE 4 - LAP ANALYSIS

DIFF = Difference To Personal Best Lap

P1 5 Jerome DE SADELEER				
LAP	LAP TIME	DIFF	MPH	TIME OF DAY
1 -	1:46.812	8.697	90.73	12:27:11.049
2 -	1:40.708	2.593	96.23	12:28:51.757
3 -	1:39.406	1.291	97.49	12:30:31.163
4 -	1:38.893	0.778	97.99	12:32:10.056
5 -	1:39.317	1.202	97.57	12:33:49.373
6 -	1:38.115 (1)		98.77	12:35:27.488
7 -	1:38.187	0.072	98.70	12:37:05.675
8 -	1:38.851	0.736	98.03	12:38:44.526
9 -	1:38.337	0.222	98.55	12:40:22.863
10 -	1:38.444	0.329	98.44	12:42:01.307
11 -	1:38.593	0.478	98.29	12:43:39.900
12 -	1:38.171 (3)	0.056	98.71	12:45:18.071
13 -	1:39.417	1.302	97.48	12:46:57.488
14 -	3:08.950 P	1:30.835	51.29	12:50:06.438
15 -	3:23.228	1:45.113	47.68	12:53:29.666
16 -	1:40.115	2.000	96.80	12:55:09.781
17 -	1:39.209	1.094	97.68	12:56:48.990
18 -	1:39.427	1.312	97.47	12:58:28.417
19 -	1:39.781	1.666	97.12	13:00:08.198
20 -	1:38.898	0.783	97.99	13:01:47.096
21 -	1:38.676	0.561	98.21	13:03:25.772
22 -	1:38.313	0.198	98.57	13:05:04.085
23 -	1:38.372	0.257	98.51	13:06:42.457
24 -	1:38.511	0.396	98.37	13:08:20.968
25 -	1:38.130 (2)	0.015	98.75	13:09:59.098
26 -	1:38.297	0.182	98.59	13:11:37.395
27 -	1:38.517	0.402	98.37	13:13:15.912
28 -	1:38.937	0.822	97.95	13:14:54.849
29 -	1:38.428	0.313	98.46	13:16:33.277

P2 69 Marcus CLUTTON				
LAP	LAP TIME	DIFF	MPH	TIME OF DAY
1 -	1:48.385	10.102	89.41	12:27:12.622
2 -	1:41.056	2.773	95.90	12:28:53.678
3 -	1:40.185	1.902	96.73	12:30:33.863
4 -	1:39.482	1.199	97.41	12:32:13.345
5 -	1:38.931	0.648	97.96	12:33:52.276
6 -	1:38.681	0.398	98.20	12:35:30.957
7 -	1:38.692	0.409	98.19	12:37:09.649
8 -	1:38.948	0.665	97.94	12:38:48.597
9 -	1:38.990	0.707	97.90	12:40:27.587
10 -	1:38.751	0.468	98.13	12:42:06.338
11 -	1:38.848	0.565	98.04	12:43:45.186
12 -	1:38.525	0.242	98.36	12:45:23.711
13 -	1:40.013	1.730	96.90	12:47:03.724
14 -	3:03.448 P	1:25.165	52.82	12:50:07.172
15 -	3:24.337	1:46.054	47.42	12:53:31.509
16 -	1:40.139	1.856	96.77	12:55:11.648
17 -	1:38.915	0.632	97.97	12:56:50.563
18 -	1:39.358	1.075	97.53	12:58:29.921
19 -	1:39.038	0.755	97.85	13:00:08.959
20 -	1:38.806	0.523	98.08	13:01:47.765
21 -	1:38.870	0.587	98.02	13:03:26.635
22 -	1:38.832	0.549	98.05	13:05:05.467
23 -	1:38.590	0.307	98.29	13:06:44.057
24 -	1:38.847	0.564	98.04	13:08:22.904
25 -	1:38.377 (2)	0.094	98.51	13:10:01.281
26 -	1:38.406 (3)	0.123	98.48	13:11:39.687
27 -	1:38.481	0.198	98.40	13:13:18.168
28 -	1:38.283 (1)		98.60	13:14:56.451
29 -	1:38.830	0.547	98.06	13:16:35.281

DIFF = Difference To Personal Best Lap

P3 89 Shane STONEY				
LAP	LAP TIME	DIFF	MPH	TIME OF DAY
1 -	1:50.433	12.276	87.75	12:27:14.670
2 -	1:42.851	4.694	94.22	12:28:57.521
3 -	1:40.329	2.172	96.59	12:30:37.850
4 -	1:39.590	1.433	97.31	12:32:17.440
5 -	1:40.019	1.862	96.89	12:33:57.459
6 -	1:41.317	3.160	95.65	12:35:38.776
7 -	1:40.324	2.167	96.60	12:37:19.100
8 -	1:40.306	2.149	96.61	12:38:59.406
9 -	1:41.703	3.546	95.29	12:40:41.109
10 -	1:41.865	3.708	95.13	12:42:22.974
11 -	1:40.930	2.773	96.02	12:44:03.904
12 -	1:40.169	2.012	96.74	12:45:44.073
13 -	1:45.335 P	7.178	92.00	12:47:29.408
14 -	3:16.813	1:38.656	49.24	12:50:46.221
15 -	2:41.740	1:03.583	59.91	12:53:27.961
16 -	1:39.638	1.481	97.26	12:55:07.599
17 -	1:39.855	1.698	97.05	12:56:47.454
18 -	1:40.664	2.507	96.27	12:58:28.118
19 -	1:39.539	1.382	97.36	13:00:07.657
20 -	1:38.836	0.679	98.05	13:01:46.493
21 -	1:38.157 (1)		98.73	13:03:24.650
22 -	1:38.211 (2)	0.054	98.67	13:05:02.861
23 -	1:44.225	6.068	92.98	13:06:47.086
24 -	1:39.095	0.938	97.79	13:08:26.181
25 -	1:38.797 (3)	0.640	98.09	13:10:04.978
26 -	1:39.093	0.936	97.80	13:11:44.071
27 -	1:39.212	1.055	97.68	13:13:23.283
28 -	1:38.915	0.758	97.97	13:15:02.198
29 -	1:38.851	0.694	98.03	13:16:41.049

P4 2 Chris PREEN				
LAP	LAP TIME	DIFF	MPH	TIME OF DAY
1 -	1:51.214	11.762	87.14	12:27:15.451
2 -	1:45.177	5.725	92.14	12:29:00.628
3 -	1:42.815	3.363	94.25	12:30:43.443
4 -	1:41.383	1.931	95.59	12:32:24.826
5 -	1:40.848	1.396	96.09	12:34:05.674
6 -	1:40.682	1.230	96.25	12:35:46.356
7 -	1:40.657	1.205	96.28	12:37:27.013
8 -	1:40.285	0.833	96.63	12:39:07.298
9 -	1:41.738	2.286	95.25	12:40:49.036
10 -	1:41.720	2.268	95.27	12:42:30.756
11 -	1:40.611	1.159	96.32	12:44:11.367
12 -	1:41.288	1.836	95.68	12:45:52.655
13 -	1:48.357 P	8.905	89.43	12:47:41.012
14 -	3:14.352	1:34.900	49.86	12:50:55.364
15 -	2:32.965	53.513	63.35	12:53:28.329
16 -	1:41.222	1.770	95.74	12:55:09.551
17 -	1:41.950	2.498	95.05	12:56:51.501
18 -	1:40.799	1.347	96.14	12:58:32.300
19 -	1:40.211	0.759	96.70	13:00:12.511
20 -	1:40.328	0.876	96.59	13:01:52.839
21 -	1:39.837	0.385	97.07	13:03:32.676
22 -	1:39.569 (2)	0.117	97.33	13:05:12.245
23 -	1:39.452 (1)		97.44	13:06:51.697
24 -	1:39.768	0.316	97.13	13:08:31.465
25 -	1:40.102	0.650	96.81	13:10:11.567
26 -	1:39.737 (3)	0.285	97.16	13:11:51.304
27 -	1:40.345	0.893	96.57	13:13:31.649
28 -	1:39.936	0.484	96.97	13:15:11.585

Weather / Track : Bright / Dry

Oulton Park International
Circuit Length = 2.6920 miles
Start: 12:25 Flag 13:16 End: 13:18

MSVR Club Car Championships - Oulton Park - 25th July 2020

Radical Challenge Championship

RACE 4 - LAP ANALYSIS

DIFF = Difference To Personal Best Lap

29 - 1:40.388 0.936 96.53 13:16:51.973

P5 23 Jason RISHOVER				
LAP	LAP TIME	DIFF	MPH	TIME OF DAY
1 -	1:49.771	10.405	88.28	12:27:14.008
2 -	1:42.200	2.834	94.82	12:28:56.208
3 -	1:40.382	1.016	96.54	12:30:36.590
4 -	1:39.622 (3)	0.256	97.28	12:32:16.212
5 -	1:40.635	1.269	96.30	12:33:56.847
6 -	1:40.241	0.875	96.68	12:35:37.088
7 -	1:52.095	12.729	86.45	12:37:29.183
8 -	1:39.607 (2)	0.241	97.29	12:39:08.790
9 -	1:40.365	0.999	96.56	12:40:49.155
10 -	1:40.562	1.196	96.37	12:42:29.717
11 -	1:40.880	1.514	96.06	12:44:10.597
12 -	1:41.369	2.003	95.60	12:45:51.966
13 -	1:48.175 P	8.809	89.58	12:47:40.141
14 -	3:14.195	1:34.829	49.90	12:50:54.336
15 -	2:33.789	54.423	63.01	12:53:28.125
16 -	1:40.548	1.182	96.38	12:55:08.673
17 -	1:39.366 (1)		97.53	12:56:48.039
18 -	1:42.981	3.615	94.10	12:58:31.020
19 -	1:40.084	0.718	96.83	13:00:11.104
20 -	1:39.894	0.528	97.01	13:01:50.998
21 -	1:39.901	0.535	97.00	13:03:30.899
22 -	1:39.737	0.371	97.16	13:05:10.636
23 -	1:40.270	0.904	96.65	13:06:50.906
24 -	1:40.262	0.896	96.65	13:08:31.168
25 -	1:39.807	0.441	97.10	13:10:10.975
26 -	1:39.895	0.529	97.01	13:11:50.870
27 -	1:40.246	0.880	96.67	13:13:31.116
28 -	1:40.178	0.812	96.74	13:15:11.294
29 -	1:39.968	0.602	96.94	13:16:51.262

P6 10 John CAUDWELL				
LAP	LAP TIME	DIFF	MPH	TIME OF DAY
1 -	1:54.545	13.337	84.60	12:27:18.782
2 -	1:45.274	4.066	92.05	12:29:04.056
3 -	1:43.904	2.696	93.27	12:30:47.960
4 -	1:43.016	1.808	94.07	12:32:30.976
5 -	1:43.427	2.219	93.70	12:34:14.403
6 -	1:41.877	0.669	95.12	12:35:56.280
7 -	1:41.637	0.429	95.35	12:37:37.917
8 -	1:41.300	0.092	95.66	12:39:19.217
9 -	1:41.622	0.414	95.36	12:41:00.839
10 -	1:41.702	0.494	95.29	12:42:42.541
11 -	1:41.259	0.051	95.70	12:44:23.800
12 -	1:42.114	0.906	94.90	12:46:05.914
13 -	1:49.136 P	7.928	88.80	12:47:55.050
14 -	3:19.775	1:38.567	48.51	12:51:14.825
15 -	2:13.849	32.641	72.40	12:53:28.674
16 -	1:43.497	2.289	93.63	12:55:12.171
17 -	1:41.534	0.326	95.44	12:56:53.705
18 -	1:41.391	0.183	95.58	12:58:35.096
19 -	1:43.224	2.016	93.88	13:00:18.320
20 -	1:41.238 (3)	0.030	95.72	13:01:59.558
21 -	1:41.315	0.107	95.65	13:03:40.873
22 -	1:41.309	0.101	95.66	13:05:22.182
23 -	1:41.208 (1)		95.75	13:07:03.390
24 -	1:41.245	0.037	95.72	13:08:44.635
25 -	1:41.235 (2)	0.027	95.73	13:10:25.870
26 -	1:41.376	0.168	95.59	13:12:07.246
27 -	1:41.371	0.163	95.60	13:13:48.617

DIFF = Difference To Personal Best Lap

28 - 1:41.480 0.272 95.49 13:15:30.097
29 - 1:41.419 0.211 95.55 13:17:11.516

P7 11 Jac CONSTABLE				
LAP	LAP TIME	DIFF	MPH	TIME OF DAY
1 -	1:49.072	9.268	88.85	12:27:13.309
2 -	1:41.469	1.665	95.50	12:28:54.778
3 -	1:40.252	0.448	96.66	12:30:35.030
4 -	1:40.671	0.867	96.26	12:32:15.701
5 -	1:40.759	0.955	96.18	12:33:56.460
6 -	1:41.723	1.919	95.27	12:35:38.183
7 -	1:40.618	0.814	96.31	12:37:18.801
8 -	1:40.345	0.541	96.57	12:38:59.146
9 -	1:41.789	1.985	95.20	12:40:40.935
10 -	1:41.818	2.014	95.18	12:42:22.753
11 -	1:40.843	1.039	96.10	12:44:03.596
12 -	1:40.211 (3)	0.407	96.70	12:45:43.807
13 -	1:44.335 P	4.531	92.88	12:47:28.142
14 -	3:09.206	1:29.402	51.22	12:50:37.348
15 -	2:50.189	1:10.385	56.94	12:53:27.537
16 -	1:39.804 (1)		97.10	12:55:07.341
17 -	1:39.945 (2)	0.141	96.96	12:56:47.286
18 -	1:40.567	0.763	96.36	12:58:27.853
19 -	1:44.218 P	4.414	92.99	13:00:12.071
20 -	2:01.675	21.871	79.64	13:02:13.746
21 -	1:41.965	2.161	95.04	13:03:55.711
22 -	1:43.621	3.817	93.52	13:05:39.332
23 -	1:43.114	3.310	93.98	13:07:22.446
24 -	1:41.830	2.026	95.17	13:09:04.276
25 -	1:41.050	1.246	95.90	13:10:45.326
26 -	1:41.131	1.327	95.82	13:12:26.457
27 -	1:41.174	1.370	95.78	13:14:07.631
28 -	1:41.872	2.068	95.13	13:15:49.503
29 -	1:42.748	2.944	94.32	13:17:32.251

P8 14 John MacLEOD				
LAP	LAP TIME	DIFF	MPH	TIME OF DAY
1 -	1:54.034	13.015	84.98	12:27:18.271
2 -	1:45.332	4.313	92.00	12:29:03.603
3 -	1:44.006	2.987	93.18	12:30:47.609
4 -	1:42.955	1.936	94.13	12:32:30.564
5 -	1:45.079	4.060	92.22	12:34:15.643
6 -	1:43.465	2.446	93.66	12:35:59.108
7 -	1:43.571	2.552	93.57	12:37:42.679
8 -	1:43.010	1.991	94.08	12:39:25.689
9 -	1:41.973	0.954	95.03	12:41:07.662
10 -	1:41.815	0.796	95.18	12:42:49.477
11 -	1:41.669	0.650	95.32	12:44:31.146
12 -	1:49.773	8.754	88.28	12:46:20.919
13 -	1:48.303 P	7.284	89.48	12:48:09.222
14 -	3:25.432	1:44.413	47.17	12:51:34.654
15 -	1:56.784	15.765	82.98	12:53:31.438
16 -	1:45.326	4.307	92.01	12:55:16.764
17 -	1:42.202	1.183	94.82	12:56:58.966
18 -	1:41.537	0.518	95.44	12:58:40.503
19 -	1:41.019 (1)		95.93	13:00:21.522
20 -	1:41.134 (2)	0.115	95.82	13:02:02.656
21 -	1:41.285 (3)	0.266	95.68	13:03:43.941
22 -	1:44.848	3.829	92.43	13:05:28.789
23 -	1:49.864	8.845	88.21	13:07:18.653
24 -	1:43.592	2.573	93.55	13:09:02.245
25 -	1:42.921	1.902	94.16	13:10:45.166
26 -	1:44.039	3.020	93.15	13:12:29.205

Weather / Track : Bright / Dry

Oulton Park International
Circuit Length = 2.6920 miles
Start: 12:25 Flag 13:16 End: 13:18

MSVR Club Car Championships - Oulton Park - 25th July 2020

Radical Challenge Championship

RACE 4 - LAP ANALYSIS

DIFF = Difference To Personal Best Lap

27 -	1:41.502	0.483	95.47	13:14:10.707
28 -	1:43.642	2.623	93.50	13:15:54.349
29 -	1:43.437	2.418	93.69	13:17:37.786

DIFF = Difference To Personal Best Lap

26 -	1:39.051 (3)	0.295	97.84	13:13:21.050
27 -	1:38.756 (1)		98.13	13:14:59.806
28 -	1:39.208	0.452	97.68	13:16:39.014

P9 24 Peter BROOKES				
LAP	LAP TIME	DIFF	MPH	TIME OF DAY
1 -	1:57.473	16.537	82.49	12:27:21.710
2 -	1:49.153	8.217	88.78	12:29:10.863
3 -	1:48.339	7.403	89.45	12:30:59.202
4 -	1:45.073	4.137	92.23	12:32:44.275
5 -	1:44.682	3.746	92.57	12:34:28.957
6 -	1:44.414	3.478	92.81	12:36:13.371
7 -	1:44.326	3.390	92.89	12:37:57.697
8 -	1:43.515	2.579	93.62	12:39:41.212
9 -	1:42.933	1.997	94.15	12:41:24.145
10 -	1:42.789	1.853	94.28	12:43:06.934
11 -	1:44.927	3.991	92.36	12:44:51.861
12 -	1:44.371	3.435	92.85	12:46:36.232
13 -	1:51.112 P	10.176	87.22	12:48:27.344
14 -	3:41.802	2:00.866	43.69	12:52:09.146
15 -	1:44.617	3.681	92.63	12:53:53.763
16 -	1:42.173	1.237	94.85	12:55:35.936
17 -	1:42.764	1.828	94.30	12:57:18.700
18 -	1:41.904	0.968	95.10	12:59:00.604
19 -	1:41.049 (3)	0.113	95.90	13:00:41.653
20 -	1:41.612	0.676	95.37	13:02:23.265
21 -	1:45.803	4.867	91.59	13:04:09.068
22 -	1:41.763	0.827	95.23	13:05:50.831
23 -	1:41.428	0.492	95.54	13:07:32.259
24 -	1:41.317	0.381	95.65	13:09:13.576
25 -	1:41.900	0.964	95.10	13:10:55.476
26 -	1:41.637	0.701	95.35	13:12:37.113
27 -	1:41.640	0.704	95.34	13:14:18.753
28 -	1:40.972 (2)	0.036	95.98	13:15:59.725
29 -	1:40.936 (1)		96.01	13:17:40.661

P11 28 Elliot GOODMAN				
LAP	LAP TIME	DIFF	MPH	TIME OF DAY
1 -	2:02.963	22.656	78.81	12:27:27.200
2 -	1:51.761	11.454	86.71	12:29:18.961
3 -	1:55.158 P	14.851	84.15	12:31:14.119
4 -	3:23.425	1:43.118	47.64	12:34:37.544
5 -	1:43.350	3.043	93.77	12:36:20.894
6 -	1:41.552	1.245	95.43	12:38:02.446
7 -	1:41.008	0.701	95.94	12:39:43.454
8 -	1:41.379	1.072	95.59	12:41:24.833
9 -	1:42.582	2.275	94.47	12:43:07.415
10 -	1:44.186	3.879	93.01	12:44:51.601
11 -	1:42.409	2.102	94.63	12:46:34.010
12 -	1:52.154 P	11.847	86.41	12:48:26.164
13 -	3:22.195	1:41.888	47.93	12:51:48.359
14 -	1:44.488	4.181	92.75	12:53:32.847
15 -	1:45.872	5.565	91.53	12:55:18.719
16 -	1:41.935	1.628	95.07	12:57:00.654
17 -	1:42.076	1.769	94.94	12:58:42.730
18 -	1:41.619	1.312	95.36	13:00:24.349
19 -	1:40.796	0.489	96.14	13:02:05.145
20 -	1:40.538	0.231	96.39	13:03:45.683
21 -	1:40.407 (3)	0.100	96.52	13:05:26.090
22 -	1:40.341 (2)	0.034	96.58	13:07:06.431
23 -	1:40.457	0.150	96.47	13:08:46.888
24 -	1:40.307 (1)		96.61	13:10:27.195
25 -	1:40.580	0.273	96.35	13:12:07.775
26 -	1:41.563	1.256	95.42	13:13:49.338
27 -	1:42.349	2.042	94.68	13:15:31.687
28 -	1:41.315	1.008	95.65	13:17:13.002

P10 7 GUDMUNDSON / ASHTON				
LAP	LAP TIME	DIFF	MPH	TIME OF DAY
1 -	1:58.983	20.227	81.45	12:27:23.220
2 -	1:48.089	9.333	89.66	12:29:11.309
3 -	1:46.489	7.733	91.00	12:30:57.798
4 -	1:45.438	6.682	91.91	12:32:43.236
5 -	1:43.719	4.963	93.43	12:34:26.955
6 -	1:42.462	3.706	94.58	12:36:09.417
7 -	1:42.707	3.951	94.35	12:37:52.124
8 -	1:42.590	3.834	94.46	12:39:34.714
9 -	1:41.637	2.881	95.35	12:41:16.351
10 -	1:42.106	3.350	94.91	12:42:58.457
11 -	1:41.694	2.938	95.29	12:44:40.151
12 -	1:43.672	4.916	93.48	12:46:23.823
13 -	1:55.251	16.495	84.08	12:48:19.074
14 -	2:03.168	24.412	78.68	12:50:22.242
15 -	3:08.746 P	1:29.990	51.34	12:53:30.988
16 -	3:11.014	1:32.258	50.73	12:56:42.002
17 -	1:39.943	1.187	96.96	12:58:21.945
18 -	1:39.547	0.791	97.35	13:00:01.492
19 -	1:39.885	1.129	97.02	13:01:41.377
20 -	1:39.662	0.906	97.24	13:03:21.039
21 -	1:39.683	0.927	97.22	13:05:00.722
22 -	1:39.513	0.757	97.38	13:06:40.235
23 -	1:43.282	4.526	93.83	13:08:23.517
24 -	1:39.689	0.933	97.21	13:10:03.206
25 -	1:38.793 (2)	0.037	98.09	13:11:41.999

P12 74 Guillaume GRUCHET				
LAP	LAP TIME	DIFF	MPH	TIME OF DAY
1 -	2:17.291	31.876	70.58	12:27:41.528
2 -	1:56.171	10.756	83.42	12:29:37.699
3 -	1:51.779	6.364	86.70	12:31:29.478
4 -	1:51.022	5.607	87.29	12:33:20.500
5 -	1:50.677	5.262	87.56	12:35:11.177
6 -	1:48.921	3.506	88.97	12:37:00.098
7 -	1:49.859	4.444	88.21	12:38:49.957
8 -	1:48.282	2.867	89.50	12:40:38.239
9 -	1:47.503	2.088	90.14	12:42:25.742
10 -	1:47.733	2.318	89.95	12:44:13.475
11 -	1:46.964	1.549	90.60	12:46:00.439
12 -	1:53.963 P	8.548	85.03	12:47:54.402
13 -	3:39.839	1:54.424	44.08	12:51:34.241
14 -	1:56.870	11.455	82.92	12:53:31.111
15 -	1:48.075	2.660	89.67	12:55:19.186
16 -	1:45.872	0.457	91.53	12:57:05.058
17 -	1:45.525 (2)	0.110	91.83	12:58:50.583
18 -	1:46.184	0.769	91.26	13:00:36.767
19 -	1:45.902	0.487	91.51	13:02:22.669
20 -	1:46.644	1.229	90.87	13:04:09.313
21 -	1:45.415 (1)		91.93	13:05:54.728
22 -	1:45.754	0.339	91.64	13:07:40.482
23 -	1:45.580 (3)	0.165	91.79	13:09:26.062
24 -	1:45.746	0.331	91.64	13:11:11.808
25 -	1:45.749	0.334	91.64	13:12:57.557
26 -	1:45.907	0.492	91.50	13:14:43.464

Weather / Track : Bright / Dry

Oulton Park International
Circuit Length = 2.6920 miles
Start: 12:25 Flag 13:16 End: 13:18

MSVR Club Car Championships - Oulton Park - 25th July 2020

Radical Challenge Championship

RACE 4 - LAP ANALYSIS

DIFF = Difference To Personal Best Lap

27 - 1:45.748 0.333 91.64 13:16:29.212
28 - 1:46.118 0.703 91.32 13:18:15.330

P13 66 Brian CAUDWELL				
LAP	LAP TIME	DIFF	MPH	TIME OF DAY
1 -	1:52.183	11.790	86.38	12:27:16.420
2 -	1:43.519	3.126	93.61	12:28:59.939
3 -	1:41.908	1.515	95.09	12:30:41.847
4 -	1:42.041	1.648	94.97	12:32:23.888
5 -	1:41.119	0.726	95.84	12:34:05.007
6 -	1:40.393 (1)		96.53	12:35:45.400
7 -	1:40.951	0.558	96.00	12:37:26.351
8 -	1:40.664 (3)	0.271	96.27	12:39:07.015
9 -	1:41.082	0.689	95.87	12:40:48.097
10 -	1:40.587 (2)	0.194	96.34	12:42:28.684
11 -	1:41.440	1.047	95.53	12:44:10.124

P14 52 Mark RICHARDS				
LAP	LAP TIME	DIFF	MPH	TIME OF DAY
1 -	1:49.937 (3)	9.694	88.15	12:27:14.174
2 -	1:42.572 (2)	2.329	94.48	12:28:56.746
3 -	1:40.243 (1)		96.67	12:30:36.989

MSVR Club Car Championships - Oulton Park - 25th July 2020

Radical Challenge Championship

RACE 4 - PIT STOP ANALYSIS

P1 5 Jerome DE SADELEER				
STOP	IN TIME	STOP TIME	TOTAL TIME	OUT TIME
1 -	12:50:06.438	1:31.002	1:31.002	12:51:37.440

P2 69 Marcus CLUTTON				
STOP	IN TIME	STOP TIME	TOTAL TIME	OUT TIME
1 -	12:50:07.172	1:30.987	1:30.987	12:51:38.159

P3 89 Shane STONEY				
STOP	IN TIME	STOP TIME	TOTAL TIME	OUT TIME
1 -	12:47:29.408	1:31.722	1:31.722	12:49:01.130

P4 2 Chris PREEN				
STOP	IN TIME	STOP TIME	TOTAL TIME	OUT TIME
1 -	12:47:41.012	1:29.374	1:29.374	12:49:10.386

P5 23 Jason RISHOVER				
STOP	IN TIME	STOP TIME	TOTAL TIME	OUT TIME
1 -	12:47:40.141	1:29.398	1:29.398	12:49:09.539

P6 10 John CAUDWELL				
STOP	IN TIME	STOP TIME	TOTAL TIME	OUT TIME
1 -	12:47:55.050	1:30.360	1:30.360	12:49:25.410

P7 11 Jac CONSTABLE				
STOP	IN TIME	STOP TIME	TOTAL TIME	OUT TIME
1 -	12:47:28.142	1:28.919	1:28.919	12:48:57.061
2 -	13:00:12.071	22.964	1:51.883	13:00:35.035

P8 14 John MacLEOD				
STOP	IN TIME	STOP TIME	TOTAL TIME	OUT TIME
1 -	12:48:09.222	1:31.933	1:31.933	12:49:41.155

P9 24 Peter BROOKES				
STOP	IN TIME	STOP TIME	TOTAL TIME	OUT TIME
1 -	12:48:27.344	1:43.083	1:43.083	12:50:10.427

P10 7 GUDMUNDSON / ASHTON				
STOP	IN TIME	STOP TIME	TOTAL TIME	OUT TIME
1 -	12:53:30.988	1:31.377	1:31.377	12:55:02.365

P11 28 Elliot GOODMAN				
STOP	IN TIME	STOP TIME	TOTAL TIME	OUT TIME
1 -	12:31:14.119	1:33.965	1:33.965	12:32:48.084
2 -	12:48:26.164	1:30.857	3:04.822	12:49:57.021

P12 74 Guillaume GRUCHET				
STOP	IN TIME	STOP TIME	TOTAL TIME	OUT TIME
1 -	12:47:54.402	1:45.549	1:45.549	12:49:39.951

Weather / Track : Bright / Dry

Results can be found at www.tsl-timing.com

Oulton Park International
Circuit Length = 2.6920 miles
Start: 12:25 Flag 13:16 End: 13:18

Printed - 13:37 Saturday, 25 July 2020

MSVR Club Car Championships - Oulton Park - 25th July 2020

Radical Challenge Championship

QUALIFYING - RACE 4 - STATISTICS

Competitors Started 15
Planned Start 2020-07-25 @ 09:45:00.000
Actual Start 2020-07-25 @ 09:45:30.906
Finish Time 2020-07-25 @ 10:05:34.843
Track Length 2.6920mi.
Total Laps 174
Total Distance Covered 468.4129mi.

Session Fastest Lap History

NO	NAME	LAP TIME	TIME OF DAY	LAP	VEHICLE
5	Jerome DE SADELEER	1:43.324	09:49:22.498	2	Radical SR3 RSX
5	Jerome DE SADELEER	1:39.510	09:51:02.008	3	Radical SR3 RSX
5	Jerome DE SADELEER	1:38.407	09:52:40.414	4	Radical SR3 RSX
5	Jerome DE SADELEER	1:37.427	09:54:17.842	5	Radical SR3 RSX
5	Jerome DE SADELEER	1:37.163	09:59:12.428	8	Radical SR3 RSX

Flag History

TYPE	TIME OF DAY
GREEN	09:45:30.906
FINISH	10:05:34.843

Flag Statistics

TYPE	COUNT	TOTAL LAPS	TOTAL TIME
Green	1	12	21:38.983
Red	0	0	0.000
Safety Car	0	0	0.000
FCY	0	0	0.000

Weather / Track : Bright / Dry

Results can be found at www.tsl-timing.com

Oulton Park International
Circuit Length = 2.6920 miles
Start: 09:45 Flag 10:05 End: 10:07

Printed - 10:10 Saturday, 25 July 2020

MSVR Club Car Championships - Oulton Park - 25th July 2020

Radical Challenge Championship

RACE 7 - CLASSIFICATION

POS	NO	NAME	ENTRY	LAPS	TIME	GAP	DIFF	MPH	BEST	ON
1	69	Marcus CLUTTON	Radical SR3 RSX	13	21:31.168			97.57	1:38.456	10
2	52	Mark RICHARDS	Radical SR3 RSX	13	21:31.975	0.807	0.807	97.51	1:38.434	7
3	23	Jason RISHOVER	Radical SR3 RSX	13	21:45.047	13.879	13.072	96.53	1:38.526	9
4	11	Jac CONSTABLE	Radical SR3 RSX	13	21:49.741	18.573	4.694	96.19	1:39.805	13
5	66	Brian CAUDWELL	Radical SR3 RSX	13	21:55.362	24.194	5.621	95.78	1:39.595	10
6	5*	Jerome DE SADELEER	Radical SR3 RSX	13	21:59.760	28.592	4.398	95.46	1:38.637	9
7	2	Chris PREEN	Radical SR3 RSX	13	22:16.512	45.344	16.752	94.26	1:41.213	10
8	31	Rod GOODMAN	Radical SR3 RSX	13	22:16.893	45.725	0.381	94.23	1:40.926	12
9	28	Elliot GOODMAN	Radical SR3 RSX	13	22:17.398	46.230	0.505	94.20	1:41.237	10
10	7	Audunn GUDMUNDSON	Radical SR3 RSX	13	22:28.576	57.408	11.178	93.42	1:41.039	10
11	14	John MacLEOD	Radical SR3 RSX	13	22:35.815	1:04.647	7.239	92.92	1:40.856	8
12	74	Guillaume GRUCHET	Radical SR3 RSX	12	21:49.152	1 Lap	1 Lap	88.83	1:45.187	8

NOT CLASSIFIED

DNF	24	Peter BROOKES	Radical SR3 RSX	12	20:44.046	1 Lap		93.48	1:40.982	8
DNF	89	Shane STONEY	Radical SR3 RSX	10	17:02.949	3 Laps	2 Laps	94.73	1:37.827	10
DNF	10	John CAUDWELL	Radical SR3 RSX	2	3:34.856	11 Laps	8 Laps	90.21	1:42.282	2

FASTEST LAP

	89	Shane STONEY	Radical SR3 RSX	10	1:37.827			99.06 mph	159.43 kph	
--	----	--------------	-----------------	----	----------	--	--	-----------	------------	--

Car 5 - 5 second penalty - track limits

Weather / Track : Bright / Dry

These results are provisional until the conclusion of any judicial and technical matters.

Oulton Park International

Circuit Length = 2.6920 miles

Start: 15:15 Flag 15:37 End: 15:38

Clerk Of Course :	Steward :	Timekeeper : Eric Cowcill
-------------------	-----------	---------------------------

MSVR Club Car Championships - Oulton Park - 25th July 2020

Radical Challenge Championship

RACE 7 - LAP CHART

LAP 1 @ 15:17:25.274			LAP 2 @ 15:19:04.702			LAP 3 @ 15:20:43.790			LAP 4 @ 15:22:22.481			LAP 5 @ 15:24:01.212		
NO	BEHIND	LAP TIME	NO	BEHIND	LAP TIME	NO	BEHIND	LAP TIME	NO	BEHIND	LAP TIME	NO	BEHIND	LAP TIME
69		1:45.457	69		1:39.428	69		1:39.088	69		1:38.691	69		1:38.731
52	0.652	1:46.109	52	0.416	1:39.192	52	0.569	1:39.241	52	0.583	1:38.705	52	0.587	1:38.735
11	2.465	1:47.922	11	3.319	1:40.282	11	4.189	1:39.958	11	5.708	1:40.210	23	6.557	1:39.437
23	2.912	1:48.369	23	4.004	1:40.520	23	4.500	1:39.584	23	5.851	1:40.042	5	6.917	1:39.340
5	3.354	1:48.811	5	4.375	1:40.449	5	4.777	1:39.490	5	6.308	1:40.222	11	7.958	1:40.981
2	5.069	1:50.526	2	8.499	1:42.858	66	11.030	1:41.209	66	12.131	1:39.792	66	13.544	1:40.144
66	5.288	1:50.745	66	8.909	1:43.049	2	12.400	1:42.989	2	15.969	1:42.260	2	19.049	1:41.811
28	5.875	1:51.332	28	9.167	1:42.720	28	12.929	1:42.850	28	16.387	1:42.149	28	19.424	1:41.768
89	6.040	1:51.497	89	9.332	1:42.720	14	13.722	1:42.210	14	16.877	1:41.846	14	19.930	1:41.784
10	7.117	1:52.574	10	9.971	1:42.282	89	14.055	1:43.811	89	17.304	1:41.940	89	20.206	1:41.633
14	7.746	1:53.203	14	10.600	1:42.282	31	15.117	1:42.505	31	18.341	1:41.915	31	21.232	1:41.622
31	8.253	1:53.710	31	11.700	1:42.875	24	15.884	1:42.590	24	18.723	1:41.530	24	21.749	1:41.757
24	8.788	1:54.245	24	12.382	1:43.022	7	17.558	1:42.814	7	20.428	1:41.561	7	22.971	1:41.274
7	10.014	1:55.471	7	13.832	1:43.246	74	46.641	1:51.161	74	56.653	1:48.703	74	1:04.706	1:46.784
74	12.481	1:57.938	74	34.568	2:01.515									

Weather / Track : Bright / Dry

Results can be found at www.tsl-timing.com

Page 1 of 3

Oulton Park International
Circuit Length = 2.6920 miles
Start: 15:15 Flag 15:37 End: 15:38

Printed - 15:41 Saturday, 25 July 2020

MSVR Club Car Championships - Oulton Park - 25th July 2020

Radical Challenge Championship

RACE 7 - LAP CHART

LAP 6 @ 15:25:39.901			LAP 7 @ 15:27:18.504			LAP 8 @ 15:28:57.168			LAP 9 @ 15:30:36.020			LAP 10 @ 15:32:14.476		
NO	BEHIND	LAP TIME	NO	BEHIND	LAP TIME	NO	BEHIND	LAP TIME	NO	BEHIND	LAP TIME	NO	BEHIND	LAP TIME
69		1:38.689	69		1:38.603	69		1:38.664	69		1:38.852	69		1:38.456
52	0.570	1:38.672	52	0.401	1:38.434	52	0.374	1:38.637	52	0.320	1:38.798	52	0.603	1:38.739
23	6.571	1:38.703	23	6.514	1:38.546	23	6.670	1:38.820	23	6.344	1:38.526	23	6.861	1:38.973
5	7.150	1:38.922	5	7.214	1:38.667	5	7.238	1:38.688	5	7.023	1:38.637	5	12.419	1:43.852
11	9.274	1:40.005	11	10.857	1:40.186	11	12.194	1:40.001	11	13.698	1:40.356	11	15.356	1:40.114
66	14.451	1:39.596	66	15.745	1:39.897	66	16.772	1:39.691	66	18.191	1:40.271	66	19.330	1:39.595
2	22.546	1:42.186	2	25.273	1:41.330	2	27.898	1:41.289	89	28.919	1:39.734	89	28.290	1:37.827
28	22.967	1:42.232	28	25.779	1:41.415	89	28.037	1:40.691	2	31.617	1:42.571	2	34.374	1:41.213
14	23.649	1:42.408	89	26.010	1:40.500	28	28.642	1:41.527	28	32.022	1:42.232	28	34.803	1:41.237
89	24.113	1:42.596	14	27.045	1:41.999	14	29.237	1:40.856	14	32.441	1:42.056	14	35.139	1:41.154
31	24.673	1:42.130	31	28.176	1:42.106	31	30.525	1:41.013	31	33.033	1:41.360	31	35.932	1:41.355
24	25.055	1:41.995	24	28.536	1:42.084	24	30.854	1:40.982	24	33.358	1:41.356	24	36.425	1:41.523
7	25.989	1:41.707	7	29.483	1:42.097	7	32.352	1:41.533	7	34.561	1:41.061	7	37.144	1:41.039
74	1:11.980	1:45.963	74	1:20.077	1:46.700	74	1:26.600	1:45.187	74	1:32.954	1:45.206			

Weather / Track : Bright / Dry

Results can be found at www.tsl-timing.com

Page 2 of 3

Oulton Park International
Circuit Length = 2.6920 miles
Start: 15:15 Flag 15:37 End: 15:38

Printed - 15:41 Saturday, 25 July 2020

MSVR Club Car Championships - Oulton Park - 25th July 2020

Radical Challenge Championship

RACE 7 - LAP CHART

LAP 11 @ 15:33:53.463			LAP 12 @ 15:35:32.177			LAP 13 @ 15:37:10.985		
NO	BEHIND	LAP TIME	NO	BEHIND	LAP TIME	NO	BEHIND	LAP TIME
69		1:38.987	69		1:38.714	69		1:38.808
52	0.332	1:38.716	52	0.582	1:38.964	52	0.807	1:39.033
74	1 Lap	1:47.036	23	9.839	1:41.194	23	13.879	1:42.848
23	7.359	1:39.485	74	1 Lap	1:46.534	74	1 Lap	1:46.425
5	15.263	1:41.831	11	17.576	1:39.955	11	18.573	1:39.805
11	16.335	1:39.966	5	19.712	1:43.163	5	23.592	1:42.688
66	20.487	1:40.144	66	22.470	1:40.697	66	24.194	1:40.532
2	37.482	1:42.095	2	40.958	1:42.190	2	45.344	1:43.194
28	38.058	1:42.242	28	41.340	1:41.996	31	45.725	1:42.368
31	39.953	1:43.008	31	42.165	1:40.926	28	46.230	1:43.698
24	43.007	1:45.569	24	51.686	1:47.393	7	57.408	1:42.779
7	49.973	1:51.816	7	53.437	1:42.178	14	1:04.647	1:41.241
14	59.491	2:03.339	14	1:02.214	1:41.437			

Weather / Track : Bright / Dry

Results can be found at www.tsl-timing.com

Page 3 of 3

Oulton Park International
Circuit Length = 2.6920 miles
Start: 15:15 Flag 15:37 End: 15:38

Printed - 15:41 Saturday, 25 July 2020

MSVR Club Car Championships - Oulton Park - 25th July 2020

Radical Challenge Championship

RACE 7 - LAP ANALYSIS

DIFF = Difference To Personal Best Lap

P1 69 Marcus CLUTTON				
LAP	LAP TIME	DIFF	MPH	TIME OF DAY
1 -	1:45.457	7.001	91.89	15:17:25.274
2 -	1:39.428	0.972	97.47	15:19:04.702
3 -	1:39.088	0.632	97.80	15:20:43.790
4 -	1:38.691	0.235	98.19	15:22:22.481
5 -	1:38.731	0.275	98.15	15:24:01.212
6 -	1:38.689	0.233	98.20	15:25:39.901
7 -	1:38.603 (2)	0.147	98.28	15:27:18.504
8 -	1:38.664 (3)	0.208	98.22	15:28:57.168
9 -	1:38.852	0.396	98.03	15:30:36.020
10 -	1:38.456 (1)		98.43	15:32:14.476
11 -	1:38.987	0.531	97.90	15:33:53.463
12 -	1:38.714	0.258	98.17	15:35:32.177
13 -	1:38.808	0.352	98.08	15:37:10.985

P2 52 Mark RICHARDS				
LAP	LAP TIME	DIFF	MPH	TIME OF DAY
1 -	1:46.109	7.675	91.33	15:17:25.926
2 -	1:39.192	0.758	97.70	15:19:05.118
3 -	1:39.241	0.807	97.65	15:20:44.359
4 -	1:38.705	0.271	98.18	15:22:23.064
5 -	1:38.735	0.301	98.15	15:24:01.799
6 -	1:38.672 (3)	0.238	98.21	15:25:40.471
7 -	1:38.434 (1)		98.45	15:27:18.905
8 -	1:38.637 (2)	0.203	98.25	15:28:57.542
9 -	1:38.798	0.364	98.09	15:30:36.340
10 -	1:38.739	0.305	98.15	15:32:15.079
11 -	1:38.716	0.282	98.17	15:33:53.795
12 -	1:38.964	0.530	97.92	15:35:32.759
13 -	1:39.033	0.599	97.85	15:37:11.792

P3 23 Jason RISHOVER				
LAP	LAP TIME	DIFF	MPH	TIME OF DAY
1 -	1:48.369	9.843	89.42	15:17:28.186
2 -	1:40.520	1.994	96.41	15:19:08.706
3 -	1:39.584	1.058	97.31	15:20:48.290
4 -	1:40.042	1.516	96.87	15:22:28.332
5 -	1:39.437	0.911	97.46	15:24:07.769
6 -	1:38.703 (3)	0.177	98.18	15:25:46.472
7 -	1:38.546 (2)	0.020	98.34	15:27:25.018
8 -	1:38.820	0.294	98.07	15:29:03.838
9 -	1:38.526 (1)		98.36	15:30:42.364
10 -	1:38.973	0.447	97.91	15:32:21.337
11 -	1:39.485	0.959	97.41	15:34:00.822
12 -	1:41.194	2.668	95.76	15:35:42.016
13 -	1:42.848	4.322	94.22	15:37:24.864

P4 11 Jac CONSTABLE				
LAP	LAP TIME	DIFF	MPH	TIME OF DAY
1 -	1:47.922	8.117	89.79	15:17:27.739
2 -	1:40.282	0.477	96.64	15:19:08.021
3 -	1:39.958 (3)	0.153	96.95	15:20:47.979
4 -	1:40.210	0.405	96.70	15:22:28.189
5 -	1:40.981	1.176	95.97	15:24:09.170
6 -	1:40.005	0.200	96.90	15:25:49.175
7 -	1:40.186	0.381	96.73	15:27:29.361
8 -	1:40.001	0.196	96.91	15:29:09.362
9 -	1:40.356	0.551	96.56	15:30:49.718
10 -	1:40.114	0.309	96.80	15:32:29.832
11 -	1:39.966	0.161	96.94	15:34:09.798

DIFF = Difference To Personal Best Lap

12 -	1:39.955 (2)	0.150	96.95	15:35:49.753
13 -	1:39.805 (1)		97.10	15:37:29.558

P5 66 Brian CAUDWELL				
LAP	LAP TIME	DIFF	MPH	TIME OF DAY
1 -	1:50.745	11.150	87.50	15:17:30.562
2 -	1:43.049	3.454	94.04	15:19:13.611
3 -	1:41.209	1.614	95.75	15:20:54.820
4 -	1:39.792	0.197	97.11	15:22:34.612
5 -	1:40.144	0.549	96.77	15:24:14.756
6 -	1:39.596 (2)	0.001	97.30	15:25:54.352
7 -	1:39.897	0.302	97.01	15:27:34.249
8 -	1:39.691 (3)	0.096	97.21	15:29:13.940
9 -	1:40.271	0.676	96.65	15:30:54.211
10 -	1:39.595 (1)		97.30	15:32:33.806
11 -	1:40.144	0.549	96.77	15:34:13.950
12 -	1:40.697	1.102	96.24	15:35:54.647
13 -	1:40.532	0.937	96.40	15:37:35.179

P6 5 Jerome DE SADELEER				
LAP	LAP TIME	DIFF	MPH	TIME OF DAY
1 -	1:48.811	10.174	89.06	15:17:28.628
2 -	1:40.449	1.812	96.47	15:19:09.077
3 -	1:39.490	0.853	97.40	15:20:48.567
4 -	1:40.222	1.585	96.69	15:22:28.789
5 -	1:39.340	0.703	97.55	15:24:08.129
6 -	1:38.922	0.285	97.96	15:25:47.051
7 -	1:38.667 (2)	0.030	98.22	15:27:25.718
8 -	1:38.688 (3)	0.051	98.20	15:29:04.406
9 -	1:38.637 (1)		98.25	15:30:43.043
10 -	1:43.852	5.215	93.31	15:32:26.895
11 -	1:41.831	3.194	95.17	15:34:08.726
12 -	1:43.163	4.526	93.94	15:35:51.889
13 -	1:42.688	4.051	94.37	15:37:34.577

P7 2 Chris PREEN				
LAP	LAP TIME	DIFF	MPH	TIME OF DAY
1 -	1:50.526	9.313	87.68	15:17:30.343
2 -	1:42.858	1.645	94.22	15:19:13.201
3 -	1:42.989	1.776	94.10	15:20:56.190
4 -	1:42.260	1.047	94.77	15:22:38.450
5 -	1:41.811	0.598	95.18	15:24:20.261
6 -	1:42.186	0.973	94.83	15:26:02.447
7 -	1:41.330 (3)	0.117	95.64	15:27:43.777
8 -	1:41.289 (2)	0.076	95.67	15:29:25.066
9 -	1:42.571	1.358	94.48	15:31:07.637
10 -	1:41.213 (1)		95.75	15:32:48.850
11 -	1:42.095	0.882	94.92	15:34:30.945
12 -	1:42.190	0.977	94.83	15:36:13.135
13 -	1:43.194	1.981	93.91	15:37:56.329

P8 31 Rod GOODMAN				
LAP	LAP TIME	DIFF	MPH	TIME OF DAY
1 -	1:53.710	12.784	85.22	15:17:33.527
2 -	1:42.875	1.949	94.20	15:19:16.402
3 -	1:42.505	1.579	94.54	15:20:58.907
4 -	1:41.915	0.989	95.09	15:22:40.822
5 -	1:41.622	0.696	95.36	15:24:22.444
6 -	1:42.130	1.204	94.89	15:26:04.574
7 -	1:42.106	1.180	94.91	15:27:46.680
8 -	1:41.013 (2)	0.087	95.94	15:29:27.693

Weather / Track : Bright / Dry

Oulton Park International
Circuit Length = 2.6920 miles
Start: 15:15 Flag 15:37 End: 15:38

MSVR Club Car Championships - Oulton Park - 25th July 2020

Radical Challenge Championship

RACE 7 - LAP ANALYSIS

DIFF = Difference To Personal Best Lap

9 -	1:41.360	0.434	95.61	15:31:09.053
10 -	1:41.355 (3)	0.429	95.61	15:32:50.408
11 -	1:43.008	2.082	94.08	15:34:33.416
12 -	1:40.926 (1)		96.02	15:36:14.342
13 -	1:42.368	1.442	94.67	15:37:56.710

P9 28 Elliot GOODMAN

LAP	LAP TIME	DIFF	MPH	TIME OF DAY
1 -	1:51.332	10.095	87.04	15:17:31.149
2 -	1:42.720	1.483	94.34	15:19:13.869
3 -	1:42.850	1.613	94.22	15:20:56.719
4 -	1:42.149	0.912	94.87	15:22:38.868
5 -	1:41.768	0.531	95.22	15:24:20.636
6 -	1:42.232	0.995	94.79	15:26:02.868
7 -	1:41.415 (2)	0.178	95.56	15:27:44.283
8 -	1:41.527 (3)	0.290	95.45	15:29:25.810
9 -	1:42.232	0.995	94.79	15:31:08.042
10 -	1:41.237 (1)		95.72	15:32:49.279
11 -	1:42.242	1.005	94.78	15:34:31.521
12 -	1:41.996	0.759	95.01	15:36:13.517
13 -	1:43.698	2.461	93.45	15:37:57.215

P10 7 Audunn GUDMUNDSON

LAP	LAP TIME	DIFF	MPH	TIME OF DAY
1 -	1:55.471	14.432	83.92	15:17:35.288
2 -	1:43.246	2.207	93.86	15:19:18.534
3 -	1:42.814	1.775	94.26	15:21:01.348
4 -	1:41.561	0.522	95.42	15:22:42.909
5 -	1:41.274 (3)	0.235	95.69	15:24:24.183
6 -	1:41.707	0.668	95.28	15:26:05.890
7 -	1:42.097	1.058	94.92	15:27:47.987
8 -	1:41.533	0.494	95.44	15:29:29.520
9 -	1:41.061 (2)	0.022	95.89	15:31:10.581
10 -	1:41.039 (1)		95.91	15:32:51.620
11 -	1:51.816	10.777	86.67	15:34:43.436
12 -	1:42.178	1.139	94.84	15:36:25.614
13 -	1:42.779	1.740	94.29	15:38:08.393

P11 14 John MacLEOD

LAP	LAP TIME	DIFF	MPH	TIME OF DAY
1 -	1:53.203	12.347	85.60	15:17:33.020
2 -	1:42.282	1.426	94.75	15:19:15.302
3 -	1:42.210	1.354	94.81	15:20:57.512
4 -	1:41.846	0.990	95.15	15:22:39.358
5 -	1:41.784	0.928	95.21	15:24:21.142
6 -	1:42.408	1.552	94.63	15:26:03.550
7 -	1:41.999	1.143	95.01	15:27:45.549
8 -	1:40.856 (1)		96.09	15:29:26.405
9 -	1:42.056	1.200	94.96	15:31:08.461
10 -	1:41.154 (2)	0.298	95.80	15:32:49.615
11 -	2:03.339	22.483	78.57	15:34:52.954
12 -	1:41.437	0.581	95.54	15:36:34.391
13 -	1:41.241 (3)	0.385	95.72	15:38:15.632

P12 74 Guillaume GRUCHET

LAP	LAP TIME	DIFF	MPH	TIME OF DAY
1 -	1:57.938	12.751	82.17	15:17:37.755
2 -	2:01.515	16.328	79.75	15:19:39.270
3 -	1:51.161	5.974	87.18	15:21:30.431
4 -	1:48.703	3.516	89.15	15:23:19.134
5 -	1:46.784	1.597	90.75	15:25:05.918

DIFF = Difference To Personal Best Lap

6 -	1:45.963 (3)	0.776	91.45	15:26:51.881
7 -	1:46.700	1.513	90.82	15:28:38.581
8 -	1:45.187 (1)		92.13	15:30:23.768
9 -	1:45.206 (2)	0.019	92.11	15:32:08.974
10 -	1:47.036	1.849	90.54	15:33:56.010
11 -	1:46.534	1.347	90.96	15:35:42.544
12 -	1:46.425	1.238	91.06	15:37:28.969

P13 24 Peter BROOKES

LAP	LAP TIME	DIFF	MPH	TIME OF DAY
1 -	1:54.245	13.263	84.82	15:17:34.062
2 -	1:43.022	2.040	94.07	15:19:17.084
3 -	1:42.590	1.608	94.46	15:20:59.674
4 -	1:41.530	0.548	95.45	15:22:41.204
5 -	1:41.757	0.775	95.23	15:24:22.961
6 -	1:41.995	1.013	95.01	15:26:04.956
7 -	1:42.084	1.102	94.93	15:27:47.040
8 -	1:40.982 (1)		95.97	15:29:28.022
9 -	1:41.356 (2)	0.374	95.61	15:31:09.378
10 -	1:41.523 (3)	0.541	95.45	15:32:50.901
11 -	1:45.569	4.587	91.80	15:34:36.470
12 -	1:47.393	6.411	90.24	15:36:23.863

P14 89 Shane STONEY

LAP	LAP TIME	DIFF	MPH	TIME OF DAY
1 -	1:51.497	13.670	86.91	15:17:31.314
2 -	1:42.720	4.893	94.34	15:19:14.034
3 -	1:43.811	5.984	93.35	15:20:57.845
4 -	1:41.940	4.113	95.06	15:22:39.785
5 -	1:41.633	3.806	95.35	15:24:21.418
6 -	1:42.596	4.769	94.46	15:26:04.014
7 -	1:40.500 (3)	2.673	96.43	15:27:44.514
8 -	1:40.691	2.864	96.24	15:29:25.205
9 -	1:39.734 (2)	1.907	97.17	15:31:04.939
10 -	1:37.827 (1)		99.06	15:32:42.766

P15 10 John CAUDWELL

LAP	LAP TIME	DIFF	MPH	TIME OF DAY
1 -	1:52.574 (2)	10.292	86.08	15:17:32.391
2 -	1:42.282 (1)		94.75	15:19:14.673

Weather / Track : Bright / Dry

Oulton Park International
Circuit Length = 2.6920 miles
Start: 15:15 Flag 15:37 End: 15:38

MSVR Club Car Championships - Oulton Park - 25th July 2020

Radical Challenge Championship

RACE 7 - STATISTICS

Competitors Started 15
Planned Start 2020-07-25 @ 15:10:00.000
Actual Start 2020-07-25 @ 15:15:39.816
Finish Time 2020-07-25 @ 15:37:09.362
Track Length 2.6920mi.
Total Laps 179
Total Distance Covered 481.8731mi.

Session Fastest Lap History

NO	NAME	LAP TIME	TIME OF DAY	LAP	VEHICLE
69	Marcus CLUTTON	1:45.457	15:17:25.299	1	Radical SR3 RSX
69	Marcus CLUTTON	1:39.428	15:19:04.727	2	Radical SR3 RSX
52	Mark RICHARDS	1:39.192	15:19:05.142	2	Radical SR3 RSX
69	Marcus CLUTTON	1:39.088	15:20:43.815	3	Radical SR3 RSX
69	Marcus CLUTTON	1:38.691	15:22:22.507	4	Radical SR3 RSX
69	Marcus CLUTTON	1:38.689	15:25:39.926	6	Radical SR3 RSX
52	Mark RICHARDS	1:38.672	15:25:40.496	6	Radical SR3 RSX
69	Marcus CLUTTON	1:38.603	15:27:18.529	7	Radical SR3 RSX
52	Mark RICHARDS	1:38.434	15:27:18.929	7	Radical SR3 RSX
89	Shane STONEY	1:37.827	15:32:42.791	10	Radical SR3 RSX

Session Leader History

NO	NAME	FROM LAP	LAPS LED	DISTANCE	VEHICLE
69	Marcus CLUTTON	1	13	34.99 miles	Radical SR3 RSX

Flag History

TYPE	TIME OF DAY
GREEN	15:15:39.816
FINISH	15:37:09.362

Flag Statistics

TYPE	COUNT	TOTAL LAPS	TOTAL TIME
Green	1	13	23:14.201
Red	0	0	0.000
Safety Car	0	0	0.000
FCY	0	0	0.000

Weather / Track : Bright / Dry

Results can be found at www.tsl-timing.com


Oulton Park International
Circuit Length = 2.6920 miles
Start: 15:15 Flag 15:37 End: 15:38

Printed - 15:42 Saturday, 25 July 2020

MSVR Club Car Championships - Oulton Park - 25th July 2020

Radical Challenge Championship

RACE 11 - GRID (50 minutes)

ROW 8	15	3:34.856 10 John CAUDWELL		
ROW 7	13	20:44.046 24 Peter BROOKES	14	17:02.949 89 Shane STONEY
ROW 6	11	22:35.815 14 John MacLEOD	12	21:49.152 74 Guillaume GRUCHET
ROW 5	9	22:17.398 28 Elliot GOODMAN	10	0.000 7 GUDMUNDSON / ASHTON
ROW 4	7	22:16.512 2 Chris PREEN	8	22:16.893 31 Rod GOODMAN
ROW 3	5	21:55.362 66 Brian CAUDWELL	6	21:59.760 5 Jerome DE SADELEER
ROW 2	3	21:45.047 23 Jason RISHOVER	4	21:49.741 11 Jac CONSTABLE
ROW 1	1	21:31.168 69 Marcus CLUTTON	2	21:31.975 52 Mark RICHARDS
Pole				
				

Oulton Park International
Circuit Length = 2.6920 miles

These results are provisional until the conclusion of any judicial and technical matters.

Clerk Of Course :	Steward :	Timekeeper : Eric Cowcill
-------------------	-----------	---------------------------

MSVR Club Car Championships - Oulton Park - 25th July 2020

Radical Challenge Championship

RACE 11 - CLASSIFICATION

POS	NO	NAME	ENTRY	LAPS	TIME	GAP	DIFF	MPH	BEST	ON
1	11	Jac CONSTABLE	Radical SR3 RSX	26	50:06.617			83.80	1:39.530	9
2	69	Marcus CLUTTON	Radical SR3 RSX	26	50:07.385	0.768	0.768	83.78	1:38.532	23
3	5	Jerome DE SADELEER	Radical SR3 RSX	26	50:09.447	2.830	2.062	83.72	1:38.167	15
4	52*	Mark RICHARDS	Radical SR3 RSX	26	50:11.819	5.202	2.372	83.66	1:38.587	14
5	89	Shane STONEY	Radical SR3 RSX	26	50:18.409	11.792	6.590	83.47	1:38.338	17
6	7	GUDMUNDSON / ASHTON	Radical SR3 RSX	26	50:26.545	19.928	8.136	83.25	1:39.856	11
7	23*	Jason RISHOVER	Radical SR3 RSX	26	50:33.373	26.756	6.828	83.06	1:39.037	23
8	28	Elliot GOODMAN	Radical SR3 RSX	26	50:38.640	32.023	5.267	82.92	1:40.177	22
9	14	John MacLEOD	Radical SR3 RSX	26	50:53.195	46.578	14.555	82.52	1:41.179	17
10	10*	John CAUDWELL	Radical SR3 RSX	26	51:02.002	55.385	8.807	82.29	1:40.795	24
11	31*	Rod GOODMAN	Radical SR3 RSX	26	51:38.690	1:32.073	36.688	81.31	1:41.399	18
12	74	Guillaume GRUCHET	Radical SR3 RSX	25	51:29.310	1 Lap	1 Lap	78.42	1:46.686	16
NOT CLASSIFIED										
DNF	24	Peter BROOKES	Radical SR3 RSX	20	42:13.822	6 Laps	5 Laps	76.49	1:40.697	16
DNF	66	Brian CAUDWELL	Radical SR3 RSX	0						
FASTEST LAP										
	5	Jerome DE SADELEER	Radical SR3 RSX	15	1:38.167			98.72 mph	158.87 kph	

Car 2 withdrawn

Cars 10 & 52 - 5 second penalty - track limits

Cars 23 & 31 15 second penalty - track limits

Car 31 - drive through applied after race as 30 seconds additional penalty

Oulton Park International
Circuit Length = 2.6920 miles
Start: 17:35 Flag 18:25 End: 18:26

Weather / Track : Cloudy / Dry

These results are provisional until the conclusion of any judicial and technical matters.

Clerk Of Course :	Steward :	Timekeeper : Eric Cowcill
-------------------	-----------	---------------------------

MSVR Club Car Championships - Oulton Park - 25th July 2020

Radical Challenge Championship

RACE 11 - LAP CHART

LAP 1 @ 17:36:49.101			LAP 2 @ 17:39:47.925			LAP 3 @ 17:42:48.959			LAP 4 @ 17:45:30.909			LAP 5 @ 17:48:39.179		
NO	BEHIND	LAP TIME	NO	BEHIND	LAP TIME	NO	BEHIND	LAP TIME	NO	BEHIND	LAP TIME	NO	BEHIND	LAP TIME
69		1:42.391	69		2:58.824	69		3:01.034	69		2:41.950	69		3:08.270
52	2.315	1:44.706	52	0.799	2:57.308	52	0.872	3:01.107	52	0.603	2:41.681	52	0.434	3:08.101
11	3.033	1:45.424	11	1.258	2:57.049	11	1.588	3:01.364	11	1.353	2:41.715	11	0.717	3:07.634
5	3.867	1:46.258	5	1.957	2:56.914	5	2.323	3:01.400	5	2.612	2:42.239	5	1.078	3:06.736
28	6.362	1:48.753	28	2.683	2:55.145	28	3.169	3:01.520	28	3.214	2:41.995	28	1.693	3:06.749
23	7.591	1:49.982	23	3.208	2:54.441	23	4.076	3:01.902	23	4.082	2:41.956	23	1.997	3:06.185
7	8.218	1:50.609	7	3.929	2:54.535	7	4.785	3:01.890	7	5.013	2:42.178	7	2.491	3:05.748
89	9.783	1:52.174	89	4.424	2:53.465	89	5.255	3:01.865	89	5.506	2:42.201	89	3.161	3:05.925
31	10.844	1:53.235	31	5.077	2:53.057	31	6.096	3:02.053	31	6.367	2:42.221	31	3.791	3:05.694
14	11.530	1:53.921	14	5.597	2:52.891	14	6.463	3:01.900	14	7.001	2:42.488	14	4.262	3:05.531
10	12.154	1:54.545	10	6.366	2:53.036	10	7.201	3:01.869	10	7.730	2:42.479	10	4.896	3:05.436
24	23.276	2:05.667	24	7.093	2:42.641	24	7.917	3:01.858	24	8.270	2:42.303	24	5.086	3:05.086
74	57.649	2:40.040	74	8.166	2:09.341	74	8.648	3:01.516	74	8.721	2:42.023	74	6.768	3:06.317

Weather / Track : Cloudy / Dry

MSVR Club Car Championships - Oulton Park - 25th July 2020

Radical Challenge Championship

RACE 11 - LAP CHART

LAP 6 @ 17:50:19.253			LAP 7 @ 17:51:58.928			LAP 8 @ 17:53:38.296			LAP 9 @ 17:55:17.566			LAP 10 @ 17:56:57.552		
NO	BEHIND	LAP TIME	NO	BEHIND	LAP TIME	NO	BEHIND	LAP TIME	NO	BEHIND	LAP TIME	NO	BEHIND	LAP TIME
69		1:40.074	69		1:39.675	69		1:39.368	69		1:39.270	52		1:39.112
52	1.153	1:40.793	52	1.006	1:39.528	52	0.919	1:39.281	52	0.874	1:39.225	69	1.626	1:41.612 P
11	2.665	1:42.022	11	2.786	1:39.796	11	3.496	1:40.078	11	3.756	1:39.530	24	1 Lap	3:01.535
5	2.962	1:41.958	5	3.041	1:39.754	5	3.668	1:39.995	5	3.983	1:39.585	11	3.666	1:39.896
28	4.840	1:43.221	28	6.289	1:41.124	28	7.788	1:40.867	28	8.840	1:40.322	5	3.906	1:39.909
7	5.068	1:42.651	7	6.909	1:41.516	7	8.032	1:40.491	7	9.287	1:40.525	7	9.558	1:40.257
23	5.905	1:43.982	89	7.253	1:40.834	89	8.646	1:40.761	89	9.621	1:40.245	28	12.259	1:43.405 P
89	6.094	1:43.007	23	7.730	1:41.500	23	9.186	1:40.824	23	11.188	1:41.272	89	13.415	1:43.780 P
31	7.224	1:43.507	31	9.755	1:42.206	31	11.873	1:41.486	31	14.470	1:41.867	23	15.164	1:43.962 P
14	8.764	1:44.576	14	11.166	1:42.077	14	13.561	1:41.763	14	16.501	1:42.210	31	16.191	1:41.707
10	9.930	1:45.108	10	12.737	1:42.482	10	15.171	1:41.802	10	17.667	1:41.766	14	18.142	1:41.627
24	10.467	1:45.455	24	14.157	1:43.365	24	20.742	1:45.953 P	74	50.997	1:49.062	10	19.028	1:41.347
74	19.680	1:52.986	74	30.733	1:50.728	74	41.205	1:49.840				74	1:01.766	1:50.755 P

Weather / Track : Cloudy / Dry

Oulton Park International
Circuit Length = 2.6920 miles
Start: 17:35 Flag 18:25 End: 18:26

MSVR Club Car Championships - Oulton Park - 25th July 2020

Radical Challenge Championship

RACE 11 - LAP CHART

LAP 11 @ 17:58:36.959			LAP 12 @ 18:00:19.768			LAP 13 @ 18:02:01.478			LAP 14 @ 18:03:44.324			LAP 15 @ 18:06:50.826		
NO	BEHIND	LAP TIME	NO	BEHIND	LAP TIME	NO	BEHIND	LAP TIME	NO	BEHIND	LAP TIME	NO	BEHIND	LAP TIME
52		1:39.407	52		1:42.809 P	11		1:39.958	11		1:42.846 P	11		3:06.502
5	4.685	1:40.186	5	0.530	1:38.654	5	1.468	1:42.648 P	23	1 Lap	1:39.625	52	0.452	1:40.150
11	4.726	1:40.467	11	1.752	1:39.835	69	1 Lap	1:39.282	24	1 Lap	1:43.566 P	24	1 Lap	3:12.845
24	1 Lap	1:41.336	24	1 Lap	1:41.382	24	1 Lap	1:41.332	14	1 Lap	1:41.804	7	10.707	1:41.238
7	10.007	1:39.856	69	1 Lap	3:24.509	23	1 Lap	1:40.541	89	1 Lap	1:42.633	69	10.973	1:40.410
31	21.007	1:44.223 P	23	1 Lap	3:13.305	14	1 Lap	3:11.499	10	1 Lap	1:43.466	28	11.638	1:41.590
14	22.916	1:44.181 P	7	9.563	1:42.365 P	10	1 Lap	3:11.234	31	1 Lap	1:43.035	23	13.937	1:39.469
10	23.836	1:44.215 P	89	1 Lap	3:21.731	89	1 Lap	1:39.850	74	1 Lap	1:47.143	5	16.600	1:38.167
28	1:42.676	3:09.824	74	1 Lap	3:28.260	31	1 Lap	3:14.845	52	1:26.804	1:38.587	89	22.771	1:38.885
			28	1:40.287	1:40.420	74	1 Lap	1:47.829	7	1:35.971	1:40.936	14	26.989	1:41.806
						52	1:31.063	3:12.773	28	1:36.550	1:40.624	10	27.478	1:41.725
						7	1:37.881	3:10.028	69	1:37.065	1:39.123	31	28.040	1:41.405
						28	1:38.772	1:40.195	23	1:40.970	1:39.107			
						69	1:40.788	1:39.297	5	1:44.935	3:26.313			
									89	1:50.388	1:39.531			
									14	1:51.685	1:42.831			
									10	1:52.255	1:41.084			
									31	1:53.137	1:41.615			
									74	3:05.646	1:47.420			

Weather / Track : Cloudy / Dry

Oulton Park International
 Circuit Length = 2.6920 miles
 Start: 17:35 Flag 18:25 End: 18:26

MSVR Club Car Championships - Oulton Park - 25th July 2020

Radical Challenge Championship

RACE 11 - LAP CHART

LAP 16 @ 18:08:30.790			LAP 17 @ 18:10:10.544			LAP 18 @ 18:11:50.553			LAP 19 @ 18:13:30.545			LAP 20 @ 18:15:10.519		
NO	BEHIND	LAP TIME	NO	BEHIND	LAP TIME	NO	BEHIND	LAP TIME	NO	BEHIND	LAP TIME	NO	BEHIND	LAP TIME
11		1:39.964	11		1:39.754	11		1:40.009	11		1:39.992	11		1:39.974
52	0.560	1:40.072	52	0.227	1:39.421	52	0.170	1:39.952	52	0.141	1:39.963	52	0.149	1:39.982
74	1 Lap	1:46.919	69	10.265	1:39.035	69	9.306	1:39.050	69	8.282	1:38.968	69	7.954	1:39.646
69	10.984	1:39.975	74	1 Lap	1:46.686	7	14.045	1:40.657	7	14.568	1:40.515	5	14.849	1:38.574
7	12.291	1:41.548	7	13.397	1:40.860	28	14.987	1:41.217	28	16.110	1:41.115	7	16.173	1:41.579
28	13.071	1:41.397	28	13.779	1:40.462	23	15.229	1:41.015	5	16.249	1:40.691	23	16.332	1:39.941
23	14.225	1:40.252	23	14.223	1:39.752	5	15.550	1:40.885	23	16.365	1:41.128	28	18.047	1:41.911
5	15.413	1:38.777	5	14.674	1:39.015	24	1 Lap	1:43.183	89	19.659	1:39.564	89	18.421	1:38.736
24	1 Lap	1:45.439	24	1 Lap	1:40.697	89	20.087	1:40.226	24	1 Lap	1:42.614	24	1 Lap	1:41.326
89	21.286	1:38.479	89	19.870	1:38.338	74	1 Lap	1:48.796	74	1 Lap	1:47.450	14	36.248	1:42.571
14	28.851	1:41.826	14	30.276	1:41.179	14	31.867	1:41.600	14	33.651	1:41.776	10	36.607	1:42.499
10	29.230	1:41.716	10	30.976	1:41.500	10	32.535	1:41.568	10	34.082	1:41.539	31	36.839	1:42.206
31	29.651	1:41.575	31	31.490	1:41.593	31	32.880	1:41.399	31	34.607	1:41.719	74	1 Lap	1:47.778

Weather / Track : Cloudy / Dry

Results can be found at www.tsl-timing.com

Page 4 of 6

Oulton Park International
Circuit Length = 2.6920 miles
Start: 17:35 Flag 18:25 End: 18:26

Printed - 18:28 Saturday, 25 July 2020

MSVR Club Car Championships - Oulton Park - 25th July 2020

Radical Challenge Championship

RACE 11 - LAP CHART

LAP 21 @ 18:16:51.152			LAP 22 @ 18:18:31.076			LAP 23 @ 18:20:12.270			LAP 24 @ 18:21:52.681			LAP 25 @ 18:23:33.184		
NO	BEHIND	LAP TIME	NO	BEHIND	LAP TIME	NO	BEHIND	LAP TIME	NO	BEHIND	LAP TIME	NO	BEHIND	LAP TIME
11		1:40.633	11		1:39.924	11		1:41.194	11		1:40.411	11		1:40.503
52	0.221	1:40.705	52	0.134	1:39.837	52	0.099	1:41.159	52	0.144	1:40.456	52	0.147	1:40.506
69	6.154	1:38.833	69	5.044	1:38.814	69	2.382	1:38.532	69	0.749	1:38.778	69	0.463	1:40.217
5	12.846	1:38.630	5	11.225	1:38.303	5	8.668	1:38.637	5	6.728	1:38.471	5	4.621	1:38.396
23	15.203	1:39.504	23	15.009	1:39.730	23	12.852	1:39.037	23	12.050	1:39.609	23	11.180	1:39.633
7	17.795	1:42.255	89	17.972	1:39.314	89	15.191	1:38.413	89	13.791	1:39.011	89	12.275	1:38.987
89	18.582	1:40.794	7	19.111	1:41.240	7	18.080	1:40.163	7	18.349	1:40.680	7	18.694	1:40.848
28	19.391	1:41.977	28	19.644	1:40.177	28	18.855	1:40.405	28	29.972	1:51.528	28	30.321	1:40.852
24	1 Lap	1:46.239 P	14	40.367	1:42.947	14	41.465	1:42.292	14	42.523	1:41.469	14	44.780	1:42.760
14	37.344	1:41.729	31	40.876	1:42.466	31	41.678	1:41.996	31	43.886	1:42.619	31	45.098	1:41.715
10	37.896	1:41.922	10	41.290	1:43.318	10	48.472	1:48.376	10	48.856	1:40.795	10	49.359	1:41.006
31	38.334	1:42.128	74	1 Lap	1:48.236	74	1 Lap	1:47.873	74	1 Lap	1:47.438	74	1 Lap	1:47.784
74	1 Lap	1:49.454												

Weather / Track : Cloudy / Dry

Oulton Park International
Circuit Length = 2.6920 miles
Start: 17:35 Flag 18:25 End: 18:26

MSVR Club Car Championships - Oulton Park - 25th July 2020

Radical Challenge Championship

RACE 11 - LAP CHART

LAP 26 @ 18:25:13.327

NO	BEHIND	LAP TIME
11		1:40.143
52	0.202	1:40.198
69	0.768	1:40.448
5	2.830	1:38.352
23	11.756	1:40.719
89	11.792	1:39.660
7	19.928	1:41.377
28	32.023	1:41.845
14	46.578	1:41.941
31	47.073	1:42.118
10	50.385	1:41.169
74	1 Lap	1:47.636

Weather / Track : Cloudy / Dry

Results can be found at www.tsl-timing.com

Page 6 of 6

Oulton Park International
Circuit Length = 2.6920 miles
Start: 17:35 Flag 18:25 End: 18:26

Printed - 18:28 Saturday, 25 July 2020

MSVR Club Car Championships - Oulton Park - 25th July 2020

Radical Challenge Championship

RACE 11 - LAP ANALYSIS

DIFF = Difference To Personal Best Lap

P1 11 Jac CONSTABLE				
LAP	LAP TIME	DIFF	MPH	TIME OF DAY
1 -	1:45.424	5.894	91.92	17:36:52.134
2 -	2:57.049	1:17.519	54.73	17:39:49.183
3 -	3:01.364	1:21.834	53.43	17:42:50.547
4 -	2:41.715	1:02.185	59.92	17:45:32.262
5 -	3:07.634	1:28.104	51.65	17:48:39.896
6 -	1:42.022	2.492	94.99	17:50:21.918
7 -	1:39.796 (3)	0.266	97.11	17:52:01.714
8 -	1:40.078	0.548	96.83	17:53:41.792
9 -	1:39.530 (1)		97.37	17:55:21.322
10 -	1:39.896	0.366	97.01	17:57:01.218
11 -	1:40.467	0.937	96.46	17:58:41.685
12 -	1:39.835	0.305	97.07	18:00:21.520
13 -	1:39.958	0.428	96.95	18:02:01.478
14 -	1:42.846 P	3.316	94.23	18:03:44.324
15 -	3:06.502	1:26.972	51.96	18:06:50.826
16 -	1:39.964	0.434	96.94	18:08:30.790
17 -	1:39.754 (2)	0.224	97.15	18:10:10.544
18 -	1:40.009	0.479	96.90	18:11:50.553
19 -	1:39.992	0.462	96.92	18:13:30.545
20 -	1:39.974	0.444	96.93	18:15:10.519
21 -	1:40.633	1.103	96.30	18:16:51.152
22 -	1:39.924	0.394	96.98	18:18:31.076
23 -	1:41.194	1.664	95.76	18:20:12.270
24 -	1:40.411	0.881	96.51	18:21:52.681
25 -	1:40.503	0.973	96.42	18:23:33.184
26 -	1:40.143	0.613	96.77	18:25:13.327

P2 69 Marcus CLUTTON				
LAP	LAP TIME	DIFF	MPH	TIME OF DAY
1 -	1:42.391	3.859	94.64	17:36:49.101
2 -	2:58.824	1:20.292	54.19	17:39:47.925
3 -	3:01.034	1:22.502	53.53	17:42:48.959
4 -	2:41.950	1:03.418	59.84	17:45:30.909
5 -	3:08.270	1:29.738	51.47	17:48:39.179
6 -	1:40.074	1.542	96.84	17:50:19.253
7 -	1:39.675	1.143	97.22	17:51:58.928
8 -	1:39.368	0.836	97.52	17:53:38.296
9 -	1:39.270	0.738	97.62	17:55:17.566
10 -	1:41.612 P	3.080	95.37	17:56:59.178
11 -	3:24.509	1:45.977	47.38	18:00:23.687
12 -	1:39.282	0.750	97.61	18:02:02.969
13 -	1:39.297	0.765	97.59	18:03:42.266
14 -	1:39.123	0.591	97.77	18:05:21.389
15 -	1:40.410	1.878	96.51	18:07:01.799
16 -	1:39.975	1.443	96.93	18:08:41.774
17 -	1:39.035	0.503	97.85	18:10:20.809
18 -	1:39.050	0.518	97.84	18:11:59.859
19 -	1:38.968	0.436	97.92	18:13:38.827
20 -	1:39.646	1.114	97.25	18:15:18.473
21 -	1:38.833	0.301	98.05	18:16:57.306
22 -	1:38.814 (3)	0.282	98.07	18:18:36.120
23 -	1:38.532 (1)		98.35	18:20:14.652
24 -	1:38.778 (2)	0.246	98.11	18:21:53.430
25 -	1:40.217	1.685	96.70	18:23:33.647
26 -	1:40.448	1.916	96.48	18:25:14.095

P3 5 Jerome DE SADELEER				
LAP	LAP TIME	DIFF	MPH	TIME OF DAY
1 -	1:46.258	8.091	91.20	17:36:52.968
2 -	2:56.914	1:18.747	54.77	17:39:49.882

DIFF = Difference To Personal Best Lap

3 -	3:01.400	1:23.233	53.42	17:42:51.282
4 -	2:42.239	1:04.072	59.73	17:45:33.521
5 -	3:06.736	1:28.569	51.89	17:48:40.257
6 -	1:41.958	3.791	95.05	17:50:22.215
7 -	1:39.754	1.587	97.15	17:52:01.969
8 -	1:39.995	1.828	96.91	17:53:41.964
9 -	1:39.585	1.418	97.31	17:55:21.549
10 -	1:39.909	1.742	97.00	17:57:01.458
11 -	1:40.186	2.019	96.73	17:58:41.644
12 -	1:38.654	0.487	98.23	18:00:20.298
13 -	1:42.648 P	4.481	94.41	18:02:02.946
14 -	3:26.313	1:48.146	46.97	18:05:29.259
15 -	1:38.167 (1)		98.72	18:07:07.426
16 -	1:38.777	0.610	98.11	18:08:46.203
17 -	1:39.015	0.848	97.87	18:10:25.218
18 -	1:40.885	2.718	96.06	18:12:06.103
19 -	1:40.691	2.524	96.24	18:13:46.794
20 -	1:38.574	0.407	98.31	18:15:25.368
21 -	1:38.630	0.463	98.25	18:17:03.998
22 -	1:38.303 (2)	0.136	98.58	18:18:42.301
23 -	1:38.637	0.470	98.25	18:20:20.938
24 -	1:38.471	0.304	98.41	18:21:59.409
25 -	1:38.396	0.229	98.49	18:23:37.805
26 -	1:38.352 (3)	0.185	98.53	18:25:16.157

P4 52 Mark RICHARDS				
LAP	LAP TIME	DIFF	MPH	TIME OF DAY
1 -	1:44.706	6.119	92.55	17:36:51.416
2 -	2:57.308	1:18.721	54.65	17:39:48.724
3 -	3:01.107	1:22.520	53.51	17:42:49.831
4 -	2:41.681	1:03.094	59.94	17:45:31.512
5 -	3:08.101	1:29.514	51.52	17:48:39.613
6 -	1:40.793	2.206	96.15	17:50:20.406
7 -	1:39.528	0.941	97.37	17:51:59.934
8 -	1:39.281	0.694	97.61	17:53:39.215
9 -	1:39.225 (3)	0.638	97.66	17:55:18.440
10 -	1:39.112 (2)	0.525	97.78	17:56:57.552
11 -	1:39.407	0.820	97.49	17:58:36.959
12 -	1:42.809 P	4.222	94.26	18:00:19.768
13 -	3:12.773	1:34.186	50.27	18:03:32.541
14 -	1:38.587 (1)		98.30	18:05:11.128
15 -	1:40.150	1.563	96.76	18:06:51.278
16 -	1:40.072	1.485	96.84	18:08:31.350
17 -	1:39.421	0.834	97.47	18:10:10.771
18 -	1:39.952	1.365	96.95	18:11:50.723
19 -	1:39.963	1.376	96.94	18:13:30.686
20 -	1:39.982	1.395	96.93	18:15:10.668
21 -	1:40.705	2.118	96.23	18:16:51.373
22 -	1:39.837	1.250	97.07	18:18:31.210
23 -	1:41.159	2.572	95.80	18:20:12.369
24 -	1:40.456	1.869	96.47	18:21:52.825
25 -	1:40.506	1.919	96.42	18:23:33.331
26 -	1:40.198	1.611	96.72	18:25:13.529

P5 89 Shane STONEY				
LAP	LAP TIME	DIFF	MPH	TIME OF DAY
1 -	1:52.174	13.836	86.39	17:36:58.884
2 -	2:53.465	1:15.127	55.86	17:39:52.349
3 -	3:01.865	1:23.527	53.28	17:42:54.214
4 -	2:42.201	1:03.863	59.74	17:45:36.415
5 -	3:05.925	1:27.587	52.12	17:48:42.340
6 -	1:43.007	4.669	94.08	17:50:25.347
7 -	1:40.834	2.496	96.11	17:52:06.181

Weather / Track : Cloudy / Dry

Oulton Park International
Circuit Length = 2.6920 miles
Start: 17:35 Flag 18:25 End: 18:26

MSVR Club Car Championships - Oulton Park - 25th July 2020

Radical Challenge Championship

RACE 11 - LAP ANALYSIS

DIFF = Difference To Personal Best Lap

8 -	1:40.761	2.423	96.18	17:53:46.942
9 -	1:40.245	1.907	96.67	17:55:27.187
10 -	1:43.780 P	5.442	93.38	17:57:10.967
11 -	3:21.731	1:43.393	48.04	18:00:32.698
12 -	1:39.850	1.512	97.05	18:02:12.548
13 -	1:42.633	4.295	94.42	18:03:55.181
14 -	1:39.531	1.193	97.36	18:05:34.712
15 -	1:38.885	0.547	98.00	18:07:13.597
16 -	1:38.479 (3)	0.141	98.40	18:08:52.076
17 -	1:38.338 (1)		98.55	18:10:30.414
18 -	1:40.226	1.888	96.69	18:12:10.640
19 -	1:39.564	1.226	97.33	18:13:50.204
20 -	1:38.736	0.398	98.15	18:15:28.940
21 -	1:40.794	2.456	96.14	18:17:09.734
22 -	1:39.314	0.976	97.58	18:18:49.048
23 -	1:38.413 (2)	0.075	98.47	18:20:27.461
24 -	1:39.011	0.673	97.88	18:22:06.472
25 -	1:38.987	0.649	97.90	18:23:45.459
26 -	1:39.660	1.322	97.24	18:25:25.119

P6 7 GUDMUNDSON / ASHTON

LAP	LAP TIME	DIFF	MPH	TIME OF DAY
1 -	1:50.609	10.753	87.61	17:36:57.319
2 -	2:54.535	1:14.679	55.52	17:39:51.854
3 -	3:01.890	1:22.034	53.28	17:42:53.744
4 -	2:42.178	1:02.322	59.75	17:45:35.922
5 -	3:05.748	1:25.892	52.17	17:48:41.670
6 -	1:42.651	2.795	94.41	17:50:24.321
7 -	1:41.516	1.660	95.46	17:52:05.837
8 -	1:40.491	0.635	96.43	17:53:46.328
9 -	1:40.525	0.669	96.40	17:55:26.853
10 -	1:40.257 (3)	0.401	96.66	17:57:07.110
11 -	1:39.856 (1)		97.05	17:58:46.966
12 -	1:42.365 P	2.509	94.67	18:00:29.331
13 -	3:10.028	1:30.172	50.99	18:03:39.359
14 -	1:40.936	1.080	96.01	18:05:20.295
15 -	1:41.238	1.382	95.72	18:07:01.533
16 -	1:41.548	1.692	95.43	18:08:43.081
17 -	1:40.860	1.004	96.08	18:10:23.941
18 -	1:40.657	0.801	96.28	18:12:04.598
19 -	1:40.515	0.659	96.41	18:13:45.113
20 -	1:41.579	1.723	95.40	18:15:26.692
21 -	1:42.255	2.399	94.77	18:17:08.947
22 -	1:41.240	1.384	95.72	18:18:50.187
23 -	1:40.163 (2)	0.307	96.75	18:20:30.350
24 -	1:40.680	0.824	96.25	18:22:11.030
25 -	1:40.848	0.992	96.09	18:23:51.878
26 -	1:41.377	1.521	95.59	18:25:33.255

P7 23 Jason RISHOVER

LAP	LAP TIME	DIFF	MPH	TIME OF DAY
1 -	1:49.982	10.945	88.11	17:36:56.692
2 -	2:54.441	1:15.404	55.55	17:39:51.133
3 -	3:01.902	1:22.865	53.27	17:42:53.035
4 -	2:41.956	1:02.919	59.83	17:45:34.991
5 -	3:06.185	1:27.148	52.05	17:48:41.176
6 -	1:43.982	4.945	93.20	17:50:25.158
7 -	1:41.500	2.463	95.48	17:52:06.658
8 -	1:40.824	1.787	96.12	17:53:47.482
9 -	1:41.272	2.235	95.69	17:55:28.754
10 -	1:43.962 P	4.925	93.21	17:57:12.716
11 -	3:13.305	1:34.268	50.13	18:00:26.021
12 -	1:40.541	1.504	96.39	18:02:06.562

DIFF = Difference To Personal Best Lap

13 -	1:39.625	0.588	97.27	18:03:46.187
14 -	1:39.107 (2)	0.070	97.78	18:05:25.294
15 -	1:39.469 (3)	0.432	97.43	18:07:04.763
16 -	1:40.252	1.215	96.66	18:08:45.015
17 -	1:39.752	0.715	97.15	18:10:24.767
18 -	1:41.015	1.978	95.93	18:12:05.782
19 -	1:41.128	2.091	95.83	18:13:46.910
20 -	1:39.941	0.904	96.97	18:15:26.851
21 -	1:39.504	0.467	97.39	18:17:06.355
22 -	1:39.730	0.693	97.17	18:18:46.085
23 -	1:39.037 (1)		97.85	18:20:25.122
24 -	1:39.609	0.572	97.29	18:22:04.731
25 -	1:39.633	0.596	97.27	18:23:44.364
26 -	1:40.719	1.682	96.22	18:25:25.083

P8 28 Elliot GOODMAN

LAP	LAP TIME	DIFF	MPH	TIME OF DAY
1 -	1:48.753	8.576	89.11	17:36:55.463
2 -	2:55.145	1:14.968	55.33	17:39:50.608
3 -	3:01.520	1:21.343	53.38	17:42:52.128
4 -	2:41.995	1:01.818	59.82	17:45:34.123
5 -	3:06.749	1:26.572	51.89	17:48:40.872
6 -	1:43.221	3.044	93.88	17:50:24.093
7 -	1:41.124	0.947	95.83	17:52:05.217
8 -	1:40.867	0.690	96.08	17:53:46.084
9 -	1:40.322 (3)	0.145	96.60	17:55:26.406
10 -	1:43.405 P	3.228	93.72	17:57:09.811
11 -	3:09.824	1:29.647	51.05	18:00:19.635
12 -	1:40.420	0.243	96.50	18:02:00.055
13 -	1:40.195 (2)	0.018	96.72	18:03:40.250
14 -	1:40.624	0.447	96.31	18:05:20.874
15 -	1:41.590	1.413	95.39	18:07:02.464
16 -	1:41.397	1.220	95.57	18:08:43.861
17 -	1:40.462	0.285	96.46	18:10:24.323
18 -	1:41.217	1.040	95.74	18:12:05.540
19 -	1:41.115	0.938	95.84	18:13:46.655
20 -	1:41.911	1.734	95.09	18:15:28.566
21 -	1:41.977	1.800	95.03	18:17:10.543
22 -	1:40.177 (1)		96.74	18:18:50.720
23 -	1:40.405	0.228	96.52	18:20:31.125
24 -	1:51.528	11.351	86.89	18:22:22.653
25 -	1:40.852	0.675	96.09	18:24:03.505
26 -	1:41.845	1.668	95.15	18:25:45.350

P9 14 John MacLEOD

LAP	LAP TIME	DIFF	MPH	TIME OF DAY
1 -	1:53.921	12.742	85.07	17:37:00.631
2 -	2:52.891	1:11.712	56.05	17:39:53.522
3 -	3:01.900	1:20.721	53.27	17:42:55.422
4 -	2:42.488	1:01.309	59.64	17:45:37.910
5 -	3:05.531	1:24.352	52.23	17:48:43.441
6 -	1:44.576	3.397	92.67	17:50:28.017
7 -	1:42.077	0.898	94.94	17:52:10.094
8 -	1:41.763	0.584	95.23	17:53:51.857
9 -	1:42.210	1.031	94.81	17:55:34.067
10 -	1:41.627	0.448	95.36	17:57:15.694
11 -	1:44.181 P	3.002	93.02	17:58:59.875
12 -	3:11.499	1:30.320	50.60	18:02:11.374
13 -	1:41.804	0.625	95.19	18:03:53.178
14 -	1:42.831	1.652	94.24	18:05:36.009
15 -	1:41.806	0.627	95.19	18:07:17.815
16 -	1:41.826	0.647	95.17	18:08:59.641
17 -	1:41.179 (1)		95.78	18:10:40.820

Weather / Track : Cloudy / Dry

Oulton Park International
Circuit Length = 2.6920 miles
Start: 17:35 Flag 18:25 End: 18:26

MSVR Club Car Championships - Oulton Park - 25th July 2020

Radical Challenge Championship

RACE 11 - LAP ANALYSIS

DIFF = Difference To Personal Best Lap

18 -	1:41.600 (3)	0.421	95.38	18:12:22.420
19 -	1:41.776	0.597	95.22	18:14:04.196
20 -	1:42.571	1.392	94.48	18:15:46.767
21 -	1:41.729	0.550	95.26	18:17:28.496
22 -	1:42.947	1.768	94.13	18:19:11.443
23 -	1:42.292	1.113	94.74	18:20:53.735
24 -	1:41.469 (2)	0.290	95.50	18:22:35.204
25 -	1:42.760	1.581	94.31	18:24:17.964
26 -	1:41.941	0.762	95.06	18:25:59.905

P10 10 John CAUDWELL

LAP	LAP TIME	DIFF	MPH	TIME OF DAY
1 -	1:54.545	13.750	84.60	17:37:01.255
2 -	2:53.036	1:12.241	56.00	17:39:54.291
3 -	3:01.869	1:21.074	53.28	17:42:56.160
4 -	2:42.479	1:01.684	59.64	17:45:38.639
5 -	3:05.436	1:24.641	52.26	17:48:44.075
6 -	1:45.108	4.313	92.20	17:50:29.183
7 -	1:42.482	1.687	94.56	17:52:11.665
8 -	1:41.802	1.007	95.19	17:53:53.467
9 -	1:41.766	0.971	95.23	17:55:35.233
10 -	1:41.347	0.552	95.62	17:57:16.580
11 -	1:44.215 P	3.420	92.99	17:59:00.795
12 -	3:11.234	1:30.439	50.67	18:02:12.029
13 -	1:43.466	2.671	93.66	18:03:55.495
14 -	1:41.084 (3)	0.289	95.87	18:05:36.579
15 -	1:41.725	0.930	95.26	18:07:18.304
16 -	1:41.716	0.921	95.27	18:09:00.020
17 -	1:41.500	0.705	95.48	18:10:41.520
18 -	1:41.568	0.773	95.41	18:12:23.088
19 -	1:41.539	0.744	95.44	18:14:04.627
20 -	1:42.499	1.704	94.55	18:15:47.126
21 -	1:41.922	1.127	95.08	18:17:29.048
22 -	1:43.318	2.523	93.80	18:19:12.366
23 -	1:48.376	7.581	89.42	18:21:00.742
24 -	1:40.795 (1)		96.14	18:22:41.537
25 -	1:41.006 (2)	0.211	95.94	18:24:22.543
26 -	1:41.169	0.374	95.79	18:26:03.712

P11 31 Rod GOODMAN

LAP	LAP TIME	DIFF	MPH	TIME OF DAY
1 -	1:53.235	11.836	85.58	17:36:59.945
2 -	2:53.057	1:11.658	56.00	17:39:53.002
3 -	3:02.053	1:20.654	53.23	17:42:55.055
4 -	2:42.221	1:00.822	59.74	17:45:37.276
5 -	3:05.694	1:24.295	52.18	17:48:42.970
6 -	1:43.507	2.108	93.62	17:50:26.477
7 -	1:42.206	0.807	94.82	17:52:08.683
8 -	1:41.486 (3)	0.087	95.49	17:53:50.169
9 -	1:41.867	0.468	95.13	17:55:32.036
10 -	1:41.707	0.308	95.28	17:57:13.743
11 -	1:44.223 P	2.824	92.98	17:58:57.966
12 -	3:14.845	1:33.446	49.73	18:02:12.811
13 -	1:43.035	1.636	94.05	18:03:55.846
14 -	1:41.615	0.216	95.37	18:05:37.461
15 -	1:41.405 (2)	0.006	95.57	18:07:18.866
16 -	1:41.575	0.176	95.41	18:09:00.441
17 -	1:41.593	0.194	95.39	18:10:42.034
18 -	1:41.399 (1)		95.57	18:12:23.433
19 -	1:41.719	0.320	95.27	18:14:05.152
20 -	1:42.206	0.807	94.82	18:15:47.358
21 -	1:42.128	0.729	94.89	18:17:29.486
22 -	1:42.466	1.067	94.58	18:19:11.952

DIFF = Difference To Personal Best Lap

23 -	1:41.996	0.597	95.01	18:20:53.948
24 -	1:42.619	1.220	94.43	18:22:36.567
25 -	1:41.715	0.316	95.27	18:24:18.282
26 -	1:42.118	0.719	94.90	18:26:00.400

P12 74 Guillaume GRUCHET

LAP	LAP TIME	DIFF	MPH	TIME OF DAY
1 -	2:40.040	53.354	60.55	17:37:46.750
2 -	2:09.341	22.655	74.92	17:39:56.091
3 -	3:01.516	1:14.830	53.39	17:42:57.607
4 -	2:42.023	55.337	59.81	17:45:39.630
5 -	3:06.317	1:19.631	52.01	17:48:45.947
6 -	1:52.986	6.300	85.77	17:50:38.933
7 -	1:50.728	4.042	87.52	17:52:29.661
8 -	1:49.840	3.154	88.23	17:54:19.501
9 -	1:49.062	2.376	88.86	17:56:08.563
10 -	1:50.755 P	4.069	87.50	17:57:59.318
11 -	3:28.260	1:41.574	46.53	18:01:27.578
12 -	1:47.829	1.143	89.87	18:03:15.407
13 -	1:47.143 (3)	0.457	90.45	18:05:02.550
14 -	1:47.420	0.734	90.21	18:06:49.970
15 -	1:46.919 (2)	0.233	90.64	18:08:36.889
16 -	1:46.686 (1)		90.83	18:10:23.575
17 -	1:48.796	2.110	89.07	18:12:12.371
18 -	1:47.450	0.764	90.19	18:13:59.821
19 -	1:47.778	1.092	89.91	18:15:47.599
20 -	1:49.454	2.768	88.54	18:17:37.053
21 -	1:48.236	1.550	89.53	18:19:25.289
22 -	1:47.873	1.187	89.83	18:21:13.162
23 -	1:47.438	0.752	90.20	18:23:00.600
24 -	1:47.784	1.098	89.91	18:24:48.384
25 -	1:47.636	0.950	90.03	18:26:36.020

P13 24 Peter BROOKES

LAP	LAP TIME	DIFF	MPH	TIME OF DAY
1 -	2:05.667	24.970	77.11	17:37:12.377
2 -	2:42.641	1:01.944	59.58	17:39:55.018
3 -	3:01.858	1:21.161	53.29	17:42:56.876
4 -	2:42.303	1:01.606	59.71	17:45:39.179
5 -	3:05.086	1:24.389	52.36	17:48:44.265
6 -	1:45.455	4.758	91.89	17:50:29.720
7 -	1:43.365	2.668	93.75	17:52:13.085
8 -	1:45.953 P	5.256	91.46	17:53:59.038
9 -	3:01.535	1:20.838	53.38	17:57:00.573
10 -	1:41.336	0.639	95.63	17:58:41.909
11 -	1:41.382	0.685	95.59	18:00:23.291
12 -	1:41.332 (3)	0.635	95.63	18:02:04.623
13 -	1:43.566 P	2.869	93.57	18:03:48.189
14 -	3:12.845	1:32.148	50.25	18:07:01.034
15 -	1:45.439	4.742	91.91	18:08:46.473
16 -	1:40.697 (1)		96.24	18:10:27.170
17 -	1:43.183	2.486	93.92	18:12:10.353
18 -	1:42.614	1.917	94.44	18:13:52.967
19 -	1:41.326 (2)	0.629	95.64	18:15:34.293
20 -	1:46.239 P	5.542	91.22	18:17:20.532

Weather / Track : Cloudy / Dry

Oulton Park International
Circuit Length = 2.6920 miles
Start: 17:35 Flag 18:25 End: 18:26

MSVR Club Car Championships - Oulton Park - 25th July 2020

Radical Challenge Championship

RACE 11 - PIT STOP ANALYSIS

P1 11 Jac CONSTABLE				
STOP	IN TIME	STOP TIME	TOTAL TIME	OUT TIME
1 -	18:03:44.324	1:28.313	1:28.313	18:05:12.637

3 - 18:17:20.532

P2 69 Marcus CLUTTON				
STOP	IN TIME	STOP TIME	TOTAL TIME	OUT TIME
1 -	17:56:59.178	1:46.574	1:46.574	17:58:45.752

P3 5 Jerome DE SADELEER				
STOP	IN TIME	STOP TIME	TOTAL TIME	OUT TIME
1 -	18:02:02.946	1:49.332	1:49.332	18:03:52.278

P4 52 Mark RICHARDS				
STOP	IN TIME	STOP TIME	TOTAL TIME	OUT TIME
1 -	18:00:19.768	1:34.626	1:34.626	18:01:54.394

P5 89 Shane STONEY				
STOP	IN TIME	STOP TIME	TOTAL TIME	OUT TIME
1 -	17:57:10.967	1:42.980	1:42.980	17:58:53.947

P6 7 GUDMUNDSON / ASHTON				
STOP	IN TIME	STOP TIME	TOTAL TIME	OUT TIME
1 -	18:00:29.331	1:29.794	1:29.794	18:01:59.125

P7 23 Jason RISHOVER				
STOP	IN TIME	STOP TIME	TOTAL TIME	OUT TIME
1 -	17:57:12.716	1:33.608	1:33.608	17:58:46.324

P8 28 Elliot GOODMAN				
STOP	IN TIME	STOP TIME	TOTAL TIME	OUT TIME
1 -	17:57:09.811	1:30.101	1:30.101	17:58:39.912

P9 14 John MacLEOD				
STOP	IN TIME	STOP TIME	TOTAL TIME	OUT TIME
1 -	17:58:59.875	1:29.920	1:29.920	18:00:29.795

P10 10 John CAUDWELL				
STOP	IN TIME	STOP TIME	TOTAL TIME	OUT TIME
1 -	17:59:00.795	1:29.580	1:29.580	18:00:30.375

P11 31 Rod GOODMAN				
STOP	IN TIME	STOP TIME	TOTAL TIME	OUT TIME
1 -	17:58:57.966	1:33.273	1:33.273	18:00:31.239

P12 74 Guillaume GRUCHET				
STOP	IN TIME	STOP TIME	TOTAL TIME	OUT TIME
1 -	17:57:59.318	1:37.276	1:37.276	17:59:36.594

P13 24 Peter BROOKES				
STOP	IN TIME	STOP TIME	TOTAL TIME	OUT TIME
1 -	17:53:59.038	1:20.372	1:20.372	17:55:19.410
2 -	18:03:48.189	1:32.041	2:52.413	18:05:20.230

Weather / Track : Cloudy / Dry

Results can be found at www.tsl-timing.com

Oulton Park International
Circuit Length = 2.6920 miles
Start: 17:35 Flag 18:25 End: 18:26

Printed - 18:30 Saturday, 25 July 2020

MSVR Club Car Championships - Oulton Park - 25th July 2020

Radical Challenge Championship

RACE 11 - STATISTICS

Competitors Started	14
Planned Start	2020-07-25 @ 17:25:00.000
Actual Start	2020-07-25 @ 17:35:06.710
Finish Time	2020-07-25 @ 18:25:11.178
Track Length	2.6920mi.
Total Laps	331
Total Distance Covered	891.0614mi.

Session Fastest Lap History

NO	NAME	LAP TIME	TIME OF DAY	LAP	VEHICLE
69	Marcus CLUTTON	1:42.391	17:36:49.126	1	Radical SR3 RSX
69	Marcus CLUTTON	1:40.074	17:50:19.278	6	Radical SR3 RSX
69	Marcus CLUTTON	1:39.675	17:51:58.953	7	Radical SR3 RSX
52	Mark RICHARDS	1:39.528	17:51:59.958	7	Radical SR3 RSX
69	Marcus CLUTTON	1:39.368	17:53:38.321	8	Radical SR3 RSX
52	Mark RICHARDS	1:39.281	17:53:39.239	8	Radical SR3 RSX
69	Marcus CLUTTON	1:39.270	17:55:17.591	9	Radical SR3 RSX
52	Mark RICHARDS	1:39.225	17:55:18.464	9	Radical SR3 RSX
52	Mark RICHARDS	1:39.112	17:56:57.576	10	Radical SR3 RSX
5	Jerome DE SADELEER	1:38.654	18:00:20.322	12	Radical SR3 RSX
52	Mark RICHARDS	1:38.587	18:05:11.151	14	Radical SR3 RSX
5	Jerome DE SADELEER	1:38.167	18:07:07.451	15	Radical SR3 RSX

Session Leader History

NO	NAME	FROM LAP	LAPS LED	DISTANCE	VEHICLE
69	Marcus CLUTTON	1	9	24.22 miles	Radical SR3 RSX
52	Mark RICHARDS	10	3	8.07 miles	Radical SR3 RSX
11	Jac CONSTABLE	13	14	37.68 miles	Radical SR3 RSX

Flag History

TYPE	TIME OF DAY
GREEN	17:35:06.710
SAFETY	17:36:36.576
GREEN	17:48:38.302
FINISH	18:25:11.178

Flag Statistics

TYPE	COUNT	TOTAL LAPS	TOTAL TIME
Green	2	22	39:37.084
Red	0	0	0.000
Safety Car	1	4	12:01.726
FCY	0	0	0.000

Weather / Track : Cloudy / Dry

Results can be found at www.tsl-timing.com

Oulton Park International
Circuit Length = 2.6920 miles
Start: 17:35 Flag 18:25 End: 18:26

Printed - 18:29 Saturday, 25 July 2020