



# RADICAL CHALLENGE CHAMPIONSHIP

**Donington Park National**

**28<sup>th</sup> / 29<sup>th</sup> September 2019**



Results Provided by Timing Solutions Ltd  
[www.tsl-timing.com](http://www.tsl-timing.com)

# MSVR Club Car Championships - Donington Park - 28th/29th September 2019

## Radical Challenge Championship

### QUALIFYING - RACES 3 & 7 - CLASSIFICATION

POS	NO	NAME	ENTRY	TIME	ON	LAPS	GAP	DIFF	MPH
1	5	Jérôme de SADELEER	360 Racing	1:06.690	15	16			106.83
2	4*	Dominik JACKSON	RAW Motorsport	1:07.043	15	15	0.353	0.353	106.26
3	69*	Marcus CLUTTON	Valour Racing	1:07.190	12	12	0.500	0.147	106.03
4	11	Jac CONSTABLE	Fix Auto with Hart GT	1:07.388	15	15	0.698	0.198	105.72
5	28	Elliot GOODMAN	RAW Motorsport	1:07.661	14	15	0.971	0.273	105.29
6	52*	Mark RICHARDS	360 Racing	1:07.724	13	15	1.034	0.063	105.20
7	75	Chris SHORT	Radical Works Team	1:07.842	14	14	1.152	0.118	105.01
8	8	Spencer BOURNE	RAW Motorsport	1:08.292	15	15	1.602	0.450	104.32
9	14	John MacLEOD	RAW Motorsport	1:08.302	15	15	1.612	0.010	104.31
10	2*	Chris PREEN	Tim Gray Motorsport	1:08.331	14	14	1.641	0.029	104.26
11	66*	Brian CAUDWELL	Scorpio	1:08.540	15	15	1.850	0.209	103.94
12	25*	Martin VERITY	360 Racing	1:08.546	15	15	1.856	0.006	103.93
13	18	Mark WILLIAMS	Radical Works Team	1:08.568	13	14	1.878	0.022	103.90
14	31	Rod GOODMAN	RAW Motorsport	1:08.873	13	15	2.183	0.305	103.44
15	10	John CAUDWELL	Scorpio	1:09.688	11	13	2.998	0.815	102.23
16	29*	Marcello MARATEOTTO	RAW Motorsport	1:09.926	6	6	3.236	0.238	101.88
17	55	HEADLAM / HEADLAM	Lanan Racing	1:09.997	13	13	3.307	0.071	101.78
18	33	ZAKHAROV / FEYZULIN	Radical Works Team	1:10.364	13	13	3.674	0.367	101.25
19	44	HULL / AVERY	Full Throttle Motorsport	1:11.492	13	13	4.802	1.128	99.65
20	98	Joe STABLES	Privateer	1:12.967	2	3	6.277	1.475	97.64
21	24	Peter BROOKES	RAW Motorsport	1:13.331	5	5	6.641	0.364	97.15
22	23	Jason RISHOVER	360 Racing	1:16.930	2	2	10.240	3.599	92.61

\* Car 69 does not have a working timing transponder – please fix before race as per Motorsport UK regulations.

No. 2, 29, 52, 66 - 1 Lap time disallowed; exceeding track limits.

No. 4, 25 - 2 Lap times disallowed; exceeding track limits.

Weather / Track : Cloudy / Dry

These results are provisional until the conclusion of any judicial and technical matters.

Donington Park National

Circuit Length = 1.9790 miles

Start: 09:27 Flag 09:47 End: 09:48

Clerk Of Course :	Steward :	Timekeeper :
-------------------	-----------	--------------

# MSVR Club Car Championships - Donington Park - 28th/29th September 2019

## Radical Challenge Championship

### QUALIFYING - RACES 3 & 7 - 2ND FASTEST CLASSIFICATION

POS	NO	NAME	ENTRY	TIME	ON	LAPS	GAP	DIFF	MPH
1	5	Jérôme de SADELEER	360 Racing	1:07.139	14	16			106.11
2	4*	Dominik JACKSON	RAW Motorsport	1:07.359	13	15	0.220	0.220	105.77
3	11	Jac CONSTABLE	Fix Auto with Hart GT	1:07.472	14	15	0.333	0.113	105.59
4	69*	Marcus CLUTTON	Valour Racing	1:07.581	11	12	0.442	0.109	105.42
5	75	Chris SHORT	Radical Works Team	1:07.890	13	14	0.751	0.309	104.94
6	52*	Mark RICHARDS	360 Racing	1:07.937	12	15	0.798	0.047	104.87
7	28	Elliot GOODMAN	RAW Motorsport	1:08.155	12	15	1.016	0.218	104.53
8	14	John MacLEOD	RAW Motorsport	1:08.442	12	15	1.303	0.287	104.09
9	2*	Chris PREEN	Tim Gray Motorsport	1:08.456	10	14	1.317	0.014	104.07
10	8	Spencer BOURNE	RAW Motorsport	1:08.765	14	15	1.626	0.309	103.60
11	31	Rod GOODMAN	RAW Motorsport	1:08.882	12	15	1.743	0.117	103.43
12	18	Mark WILLIAMS	Radical Works Team	1:08.965	10	14	1.826	0.083	103.30
13	25*	Martin VERITY	360 Racing	1:08.973	14	15	1.834	0.008	103.29
14	66*	Brian CAUDWELL	Scorpio	1:09.203	9	15	2.064	0.230	102.95
15	10	John CAUDWELL	Scorpio	1:09.744	10	13	2.605	0.541	102.15
16	55	HEADLAM / HEADLAM	Lanan Racing	1:10.319	11	13	3.180	0.575	101.31
17	44	HULL / AVERY	Full Throttle Motorsport	1:11.786	7	13	4.647	1.467	99.24
18	33	ZAKHAROV / FEYZULIN	Radical Works Team	1:12.610	11	13	5.471	0.824	98.12
19	98	Joe STABLES	Privateer	1:19.906	1	3	12.767	7.296	89.16
20	29*	Marcello MARATEOTTO	RAW Motorsport	1:21.030	2	6	13.891	1.124	87.92
21	23	Jason RISHOVER	360 Racing	1:26.602	1	2	19.463	5.572	82.26
22	24	Peter BROOKES	RAW Motorsport	1:29.442	2	5	22.303	2.840	79.65

\* Car 69 does not have a working timing transponder – please fix before race as per Motorsport UK regulations.

No. 2, 29, 52, 66 - 1 Lap time disallowed; exceeding track limits.

No. 4, 25 - 2 Lap times disallowed; exceeding track limits.

Weather / Track : Cloudy / Dry

These results are provisional until the conclusion of any judicial and technical matters.

Donington Park National

Circuit Length = 1.9790 miles

Start: 09:27 Flag 09:47 End: 09:48

Clerk Of Course :	Steward :	Timekeeper :
-------------------	-----------	--------------

# MSVR Club Car Championships - Donington Park - 28th/29th September 2019

## Radical Challenge Championship

### QUALIFYING - RACES 3 & 7 - LAP ANALYSIS

DIFF = Difference To Personal Best Lap

P1 5 Jérôme de SADELEER				
LAP	LAP TIME	DIFF	MPH	TIME OF DAY
1 -	1:19.324	12.634	89.81	09:28:44.530
2 -	1:13.265	6.575	97.24	09:29:57.795
3 -	1:18.262	11.572	91.03	09:31:16.057
4 -	1:57.829	51.139	60.46	09:33:13.886
5 -	2:23.998	1:17.308	49.47	09:35:37.884
6 -	1:09.411	2.721	102.64	09:36:47.295
7 -	1:08.542	1.852	103.94	09:37:55.837
8 -	1:07.834	1.144	105.03	09:39:03.671
9 -	1:08.237	1.547	104.41	09:40:11.908
10 -	1:09.775	3.085	102.10	09:41:21.683
11 -	1:07.422 (3)	0.732	105.67	09:42:29.105
12 -	1:10.936	4.246	100.43	09:43:40.041
13 -	1:07.469	0.779	105.59	09:44:47.510
14 -	1:07.139 (2)	0.449	106.11	09:45:54.649
15 -	1:06.690 (1)		106.83	09:47:01.339
16 -	1:07.540	0.850	105.48	09:48:08.879

P2 4 Dominik JACKSON				
LAP	LAP TIME	DIFF	MPH	TIME OF DAY
1 -	1:20.923	13.880	88.04	09:28:48.133
2 -	1:12.338	5.295	98.49	09:30:00.471
3 -	1:18.072	11.029	91.25	09:31:18.543
4 -	1:56.421	49.378	61.19	09:33:14.964
5 -	2:24.968	1:17.925	49.14	09:35:39.932
6 -	1:10.710	3.667	100.75	09:36:50.642
7 -	1:08.953	1.910	103.32	09:37:59.595
8 -	1:10.734	3.691	100.72	09:39:10.329
9 -	1:08.500	1.457	104.00	09:40:18.829
10 -	1:08.274 D	1.231	104.35	09:41:27.103
11 -	1:07.844 (3)	0.801	105.01	09:42:34.947
12 -	1:07.897	0.854	104.93	09:43:42.844
13 -	1:07.359 (2)	0.316	105.77	09:44:50.203
14 -	1:06.977 D		106.37	09:45:57.180
15 -	1:07.043 (1)		106.26	09:47:04.223

P3 69 Marcus CLUTTON				
LAP	LAP TIME	DIFF	MPH	TIME OF DAY
1 -	1:19.448	12.258	89.67	09:30:41.584
2 -	2:24.727	1:17.537	49.22	09:33:06.311
3 -	2:17.631	1:10.441	51.76	09:35:23.942
4 -	1:12.685	5.495	98.02	09:36:36.627
5 -	1:09.155	1.965	103.02	09:37:45.782
6 -	1:08.083 (3)	0.893	104.64	09:38:53.865
7 -	1:08.862	1.672	103.46	09:40:02.727
8 -	1:08.160	0.970	104.52	09:41:10.887
9 -	1:12.950 P	5.760	97.66	09:42:23.837
10 -	2:35.846	1:28.656	45.71	09:44:59.684
11 -	1:07.581 (2)	0.391	105.42	09:46:07.265
12 -	1:07.190 (1)		106.03	09:47:14.455

P4 11 Jac CONSTABLE				
LAP	LAP TIME	DIFF	MPH	TIME OF DAY
1 -	1:46.410	39.022	66.95	09:29:38.688
2 -	1:29.743	22.355	79.38	09:31:08.431
3 -	2:03.646	56.258	57.62	09:33:12.077
4 -	2:20.977	1:13.589	50.53	09:35:33.054
5 -	1:11.235	3.847	100.01	09:36:44.289
6 -	1:09.638	2.250	102.30	09:37:53.927
7 -	1:09.220	1.832	102.92	09:39:03.147

DIFF = Difference To Personal Best Lap

8 -	1:08.435	1.047	104.10	09:40:11.582
9 -	1:08.199	0.811	104.46	09:41:19.781
10 -	1:08.171	0.783	104.51	09:42:27.952
11 -	1:08.378	0.990	104.19	09:43:36.330
12 -	1:08.002	0.614	104.77	09:44:44.332
13 -	1:07.787 (3)	0.399	105.10	09:45:52.119
14 -	1:07.472 (2)	0.084	105.59	09:46:59.591
15 -	1:07.388 (1)		105.72	09:48:06.979

P5 28 Elliot GOODMAN				
LAP	LAP TIME	DIFF	MPH	TIME OF DAY
1 -	1:23.727	16.066	85.09	09:29:06.802
2 -	1:15.604	7.943	94.23	09:30:22.406
3 -	1:22.021	14.360	86.86	09:31:44.427
4 -	1:37.247	29.586	73.26	09:33:21.674
5 -	2:30.304	1:22.643	47.40	09:35:51.978
6 -	1:11.773	4.112	99.26	09:37:03.751
7 -	1:11.391	3.730	99.79	09:38:15.142
8 -	1:09.300	1.639	102.80	09:39:24.442
9 -	1:10.139	2.478	101.57	09:40:34.581
10 -	1:09.629	1.968	102.32	09:41:44.210
11 -	1:18.516	10.855	90.74	09:43:02.726
12 -	1:08.155 (2)	0.494	104.53	09:44:10.881
13 -	1:08.204 (3)	0.543	104.46	09:45:19.085
14 -	1:07.661 (1)		105.29	09:46:26.746
15 -	1:09.910	2.249	101.91	09:47:36.656

P6 52 Mark RICHARDS				
LAP	LAP TIME	DIFF	MPH	TIME OF DAY
1 -	1:25.582	17.858	83.24	09:29:04.012
2 -	1:15.861	8.137	93.91	09:30:19.873
3 -	1:19.332	11.608	89.80	09:31:39.205
4 -	1:41.013	33.289	70.53	09:33:20.218
5 -	2:25.221	1:17.497	49.06	09:35:45.439
6 -	1:11.210	3.486	100.05	09:36:56.649
7 -	1:10.571	2.847	100.95	09:38:07.220
8 -	1:09.983 D	2.259	101.80	09:39:17.203
9 -	1:12.494	4.770	98.27	09:40:29.697
10 -	1:08.946	1.222	103.33	09:41:38.643
11 -	1:08.149	0.425	104.54	09:42:46.792
12 -	1:07.937 (2)	0.213	104.87	09:43:54.729
13 -	1:07.724 (1)		105.20	09:45:02.453
14 -	1:10.942	3.218	100.42	09:46:13.395
15 -	1:08.085 (3)	0.361	104.64	09:47:21.480

P7 75 Chris SHORT				
LAP	LAP TIME	DIFF	MPH	TIME OF DAY
1 -	1:24.846	17.004	83.97	09:29:08.410
2 -	2:15.220	1:07.378	52.68	09:31:23.630
3 -	1:52.987	45.145	63.05	09:33:16.617
4 -	2:27.772	1:19.930	48.21	09:35:44.389
5 -	1:11.794	3.952	99.23	09:36:56.183
6 -	1:10.679	2.837	100.80	09:38:06.862
7 -	1:11.200	3.358	100.06	09:39:18.062
8 -	1:09.619	1.777	102.33	09:40:27.681
9 -	1:09.404	1.562	102.65	09:41:37.085
10 -	1:08.630	0.788	103.81	09:42:45.715
11 -	1:07.975 (3)	0.133	104.81	09:43:53.690
12 -	1:08.250	0.408	104.39	09:45:01.940
13 -	1:07.890 (2)	0.048	104.94	09:46:09.830
14 -	1:07.842 (1)		105.01	09:47:17.672

Weather / Track : Cloudy / Dry

Donington Park National  
Circuit Length = 1.9790 miles  
Start: 09:27 Flag 09:47 End: 09:48

# MSVR Club Car Championships - Donington Park - 28th/29th September 2019

## Radical Challenge Championship

### QUALIFYING - RACES 3 & 7 - LAP ANALYSIS

DIFF = Difference To Personal Best Lap

P8 8 Spencer BOURNE				
LAP	LAP TIME	DIFF	MPH	TIME OF DAY
1 -	1:25.062	16.770	83.75	09:28:53.468
2 -	1:16.908	8.616	92.63	09:30:10.376
3 -	1:15.832	7.540	93.95	09:31:26.208
4 -	1:51.384	43.092	63.96	09:33:17.592
5 -	2:31.004	1:22.712	47.18	09:35:48.596
6 -	1:13.433	5.141	97.02	09:37:02.029
7 -	1:11.323	3.031	99.89	09:38:13.352
8 -	1:10.392	2.100	101.21	09:39:23.744
9 -	1:10.579	2.287	100.94	09:40:34.323
10 -	1:09.546	1.254	102.44	09:41:43.869
11 -	1:09.639	1.347	102.30	09:42:53.508
12 -	1:09.271	0.979	102.85	09:44:02.779
13 -	1:09.169 (3)	0.877	103.00	09:45:11.948
14 -	1:08.765 (2)	0.473	103.60	09:46:20.713
15 -	1:08.292 (1)		104.32	09:47:29.005

P9 14 John MacLEOD				
LAP	LAP TIME	DIFF	MPH	TIME OF DAY
1 -	1:25.481	17.179	83.34	09:28:55.304
2 -	1:17.117	8.815	92.38	09:30:12.421
3 -	1:15.682	7.380	94.13	09:31:28.103
4 -	1:50.284 P	41.982	64.60	09:33:18.387
5 -	2:42.543	1:34.241	43.83	09:36:00.930
6 -	1:13.137	4.835	97.41	09:37:14.067
7 -	1:12.385	4.083	98.42	09:38:26.452
8 -	1:09.892	1.590	101.93	09:39:36.344
9 -	1:09.492	1.190	102.52	09:40:45.836
10 -	1:09.441	1.139	102.59	09:41:55.277
11 -	1:09.186 (3)	0.884	102.97	09:43:04.463
12 -	1:08.442 (2)	0.140	104.09	09:44:12.905
13 -	1:11.393	3.091	99.79	09:45:24.298
14 -	1:10.136	1.834	101.58	09:46:34.434
15 -	1:08.302 (1)		104.31	09:47:42.736

P10 2 Chris PREEN				
LAP	LAP TIME	DIFF	MPH	TIME OF DAY
1 -	1:27.241	18.910	81.66	09:29:13.973
2 -	1:17.330	8.999	92.13	09:30:31.303
3 -	2:30.729 P	1:22.398	47.26	09:33:02.032
4 -	2:54.292	1:45.961	40.87	09:35:56.324
5 -	1:12.745	4.414	97.93	09:37:09.069
6 -	1:09.498	1.167	102.51	09:38:18.567
7 -	1:09.261	0.930	102.86	09:39:27.828
8 -	1:08.711 (3)	0.380	103.68	09:40:36.539
9 -	1:11.348	3.017	99.85	09:41:47.887
10 -	1:08.456 (2)	0.125	104.07	09:42:56.343
11 -	1:08.214 D		104.44	09:44:04.557
12 -	1:09.098	0.767	103.10	09:45:13.655
13 -	1:11.272	2.941	99.96	09:46:24.927
14 -	1:08.331 (1)		104.26	09:47:33.258

P11 66 Brian CAUDWELL				
LAP	LAP TIME	DIFF	MPH	TIME OF DAY
1 -	1:24.503	15.963	84.31	09:28:54.517
2 -	1:14.813	6.273	95.23	09:30:09.330
3 -	1:12.714	4.174	97.98	09:31:22.044
4 -	1:53.703	45.163	62.66	09:33:15.747
5 -	2:25.133	1:16.593	49.09	09:35:40.880
6 -	1:10.729	2.189	100.73	09:36:51.609

DIFF = Difference To Personal Best Lap

7 -	1:09.942	1.402	101.86	09:38:01.551
8 -	1:09.693	1.153	102.22	09:39:11.244
9 -	1:09.203 (2)	0.663	102.95	09:40:20.447
10 -	1:09.339	0.799	102.75	09:41:29.786
11 -	1:09.637	1.097	102.31	09:42:39.423
12 -	1:09.331 (3)	0.791	102.76	09:43:48.754
13 -	1:09.734	1.194	102.16	09:44:58.488
14 -	1:10.041 D	1.501	101.72	09:46:08.529
15 -	1:08.540 (1)		103.94	09:47:17.069

P12 25 Martin VERITY				
LAP	LAP TIME	DIFF	MPH	TIME OF DAY
1 -	1:24.196	15.650	84.61	09:29:05.379
2 -	1:15.197	6.651	94.74	09:30:20.576
3 -	1:19.711	11.165	89.38	09:31:40.287
4 -	1:40.727	32.181	70.73	09:33:21.014
5 -	2:28.329	1:19.783	48.03	09:35:49.343
6 -	1:14.079	5.533	96.17	09:37:03.422
7 -	1:12.544	3.998	98.21	09:38:15.966
8 -	1:10.402 D	1.856	101.19	09:39:26.368
9 -	1:09.585 D	1.039	102.38	09:40:35.953
10 -	1:09.317	0.771	102.78	09:41:45.270
11 -	1:09.108 (3)	0.562	103.09	09:42:54.378
12 -	1:09.377	0.831	102.69	09:44:03.755
13 -	1:09.493	0.947	102.52	09:45:13.248
14 -	1:08.973 (2)	0.427	103.29	09:46:22.221
15 -	1:08.546 (1)		103.93	09:47:30.767

P13 18 Mark WILLIAMS				
LAP	LAP TIME	DIFF	MPH	TIME OF DAY
1 -	1:30.734	22.166	78.52	09:29:18.523
2 -	1:22.427	13.859	86.43	09:30:40.950
3 -	2:22.473	1:13.905	50.00	09:33:03.423
4 -	2:20.505	1:11.937	50.70	09:35:23.928
5 -	1:14.367	5.799	95.80	09:36:38.295
6 -	1:14.111	5.543	96.13	09:37:52.406
7 -	1:12.757	4.189	97.92	09:39:05.163
8 -	1:10.430	1.862	101.15	09:40:15.593
9 -	1:09.355 (3)	0.787	102.72	09:41:24.948
10 -	1:08.965 (2)	0.397	103.30	09:42:33.913
11 -	1:09.793	1.225	102.08	09:43:43.706
12 -	1:09.552	0.984	102.43	09:44:53.258
13 -	1:08.568 (1)		103.90	09:46:01.826
14 -	1:09.659	1.091	102.27	09:47:11.485

P14 31 Rod GOODMAN				
LAP	LAP TIME	DIFF	MPH	TIME OF DAY
1 -	1:23.140	14.267	85.69	09:29:11.024
2 -	1:15.489	6.616	94.37	09:30:26.513
3 -	1:21.480	12.607	87.44	09:31:47.993
4 -	1:36.303	27.430	73.98	09:33:24.296
5 -	2:33.098	1:24.225	46.53	09:35:57.394
6 -	1:12.267	3.394	98.58	09:37:09.661
7 -	1:10.139	1.266	101.57	09:38:19.800
8 -	1:11.023	2.150	100.31	09:39:30.823
9 -	1:09.543	0.670	102.44	09:40:40.366
10 -	1:09.930	1.057	101.88	09:41:50.296
11 -	1:09.286	0.413	102.82	09:42:59.582
12 -	1:08.882 (2)	0.009	103.43	09:44:08.464
13 -	1:08.873 (1)		103.44	09:45:17.337
14 -	1:09.081	0.208	103.13	09:46:26.418
15 -	1:09.066 (3)	0.193	103.15	09:47:35.484

Donington Park National  
Circuit Length = 1.9790 miles  
Start: 09:27 Flag 09:47 End: 09:48

Weather / Track : Cloudy / Dry

# MSVR Club Car Championships - Donington Park - 28th/29th September 2019

## Radical Challenge Championship

### QUALIFYING - RACES 3 & 7 - LAP ANALYSIS

DIFF = Difference To Personal Best Lap

P15 10 John CAUDWELL				
LAP	LAP TIME	DIFF	MPH	TIME OF DAY
1 -	1:25.685	15.997	83.14	09:29:00.017
2 -	<b>4:42.784</b>	3:33.096	25.19	<b>09:33:42.801</b>
3 -	2:16.379	1:06.691	52.24	09:35:59.180
4 -	1:13.274	3.586	97.23	09:37:12.454
5 -	1:25.377	15.689	83.44	09:38:37.831
6 -	1:10.983	1.295	100.37	09:39:48.814
7 -	1:11.050	1.362	100.27	09:40:59.864
8 -	1:10.083	0.395	101.66	09:42:09.947
9 -	1:09.965	0.277	101.83	09:43:19.912
10 -	1:09.744 (2)	0.056	102.15	09:44:29.656
11 -	<b>1:09.688 (1)</b>		<b>102.23</b>	<b>09:45:39.344</b>
12 -	1:10.085	0.397	101.65	09:46:49.429
13 -	1:09.752 (3)	0.064	102.14	09:47:59.181

P16 29 Marcello MARATEOTTO				
LAP	LAP TIME	DIFF	MPH	TIME OF DAY
1 -	1:34.170 (3)	24.244	75.65	09:29:31.760
2 -	<b>1:21.030 (2)</b>	11.104	87.92	<b>09:30:52.790</b>
3 -	<b>2:15.122</b>	1:05.196	52.72	<b>09:33:07.912</b>
4 -	2:17.512	1:07.586	51.81	09:35:25.424
5 -	4:43.476 D	3.550	96.96	09:36:38.900
6 -	<b>1:09.926 (1)</b>		<b>101.88</b>	<b>09:37:48.826</b>

P17 55 HEADLAM / HEADLAM				
LAP	LAP TIME	DIFF	MPH	TIME OF DAY
1 -	1:38.023	28.026	72.68	09:29:35.244
2 -	<b>1:24.975</b>	14.978	83.84	<b>09:31:00.219</b>
3 -	<b>2:10.836</b>	1:00.839	54.45	<b>09:33:11.055</b>
4 -	2:18.302	1:08.305	51.51	09:35:29.357
5 -	1:22.171	12.174	86.70	09:36:51.528
6 -	1:13.520	3.523	96.90	09:38:05.048
7 -	1:12.866	2.869	97.77	09:39:17.914
8 -	1:16.902 P	6.905	92.64	09:40:34.816
9 -	2:38.930	1:28.933	44.82	09:43:13.746
10 -	1:11.208 (3)	1.211	100.05	09:44:24.954
11 -	1:10.319 (2)	0.322	101.31	09:45:35.273
12 -	1:11.940	1.943	99.03	09:46:47.213
13 -	<b>1:09.997 (1)</b>		<b>101.78</b>	<b>09:47:57.210</b>

P18 33 ZAKHAROV / FEYZULIN				
LAP	LAP TIME	DIFF	MPH	TIME OF DAY
1 -	1:34.180	23.816	75.64	09:29:20.481
2 -	<b>1:23.183</b>	12.819	85.65	<b>09:30:43.664</b>
3 -	<b>2:23.550</b>	1:13.186	49.63	<b>09:33:07.214</b>
4 -	2:18.074	1:07.710	51.60	09:35:25.288
5 -	1:16.732	6.368	92.85	09:36:42.020
6 -	1:15.767	5.403	94.03	09:37:57.787
7 -	1:14.562	4.198	95.55	09:39:12.349
8 -	1:14.636	4.272	95.45	09:40:26.985
9 -	1:21.360 P	10.996	87.56	09:41:48.345
10 -	2:33.071	1:22.707	46.54	09:44:21.416
11 -	1:12.610 (2)	2.246	98.12	09:45:34.026
12 -	1:13.877 (3)	3.513	96.43	09:46:47.903
13 -	<b>1:10.364 (1)</b>		<b>101.25</b>	<b>09:47:58.267</b>

DIFF = Difference To Personal Best Lap

P19 44 HULL / AVERY				
LAP	LAP TIME	DIFF	MPH	TIME OF DAY
1 -	1:25.596	14.104	83.23	09:29:08.132
2 -	1:15.371	3.879	94.52	09:30:23.503
3 -	<b>1:24.034</b>	12.542	84.78	<b>09:31:47.537</b>
4 -	<b>1:35.209</b>	23.717	74.83	<b>09:33:22.746</b>
5 -	2:30.579	1:19.087	47.31	09:35:53.325
6 -	1:13.262	1.770	97.24	09:37:06.587
7 -	1:11.786 (2)	0.294	99.24	09:38:18.373
8 -	1:18.780 P	7.288	90.43	09:39:37.153
9 -	3:30.057	2:18.565	33.91	09:43:07.210
10 -	1:13.336	1.844	97.15	09:44:20.546
11 -	1:12.493	1.001	98.28	09:45:33.039
12 -	1:11.959 (3)	0.467	99.00	09:46:44.998
13 -	<b>1:11.492 (1)</b>		<b>99.65</b>	<b>09:47:56.490</b>

P20 98 Joe STABLES				
LAP	LAP TIME	DIFF	MPH	TIME OF DAY
1 -	1:19.906 (2)	6.939	89.16	09:29:02.263
2 -	<b>1:12.967 (1)</b>		<b>97.64</b>	<b>09:30:15.230</b>
3 -	<b>2:01.512 P</b>	48.545	58.63	<b>09:32:16.742</b>

P21 24 Peter BROOKES				
LAP	LAP TIME	DIFF	MPH	TIME OF DAY
1 -	1:47.052 (3)	33.721	66.55	09:29:39.784
2 -	<b>1:29.442 (2)</b>	16.111	79.65	<b>09:31:09.226</b>
3 -	<b>2:03.636</b>	50.305	57.62	<b>09:33:12.862</b>
4 -	2:21.003	1:07.672	50.52	09:35:33.865
5 -	<b>1:13.331 (1)</b>		<b>97.15</b>	<b>09:36:47.196</b>

P22 23 Jason RISHOVER				
LAP	LAP TIME	DIFF	MPH	TIME OF DAY
1 -	1:26.602 (2)	9.672	82.26	09:28:55.976
2 -	<b>1:16.930 (1)</b>		<b>92.61</b>	<b>09:30:12.906</b>

Weather / Track : Cloudy / Dry

Donington Park National  
Circuit Length = 1.9790 miles  
Start: 09:27 Flag 09:47 End: 09:48

# MSVR Club Car Championships - Donington Park - 28th/29th September 2019

## Radical Challenge Championship

### QUALIFYING - RACES 3 & 7 - STATISTICS

<b>Competitors Started</b>	22
<b>Planned Start</b>	2019-09-28 @ 09:35:00.000
<b>Actual Start</b>	2019-09-28 @ 09:27:02.589
<b>Finish Time</b>	2019-09-28 @ 09:47:04.222
<b>Track Length</b>	1.9790mi.
<b>Total Laps</b>	273
<b>Total Distance Covered</b>	540.2853mi.

#### Session Fastest Lap History

NO	NAME	LAP TIME	TIME OF DAY	LAP	VEHICLE
5	Jérôme de SADELEER	1:19.324	09:28:44.540	1	360 Racing
5	Jérôme de SADELEER	1:13.265	09:29:57.805	2	360 Racing
4	Dominik JACKSON	1:12.338	09:30:00.480	2	RAW Motorsport
11	Jac CONSTABLE	1:11.235	09:36:44.299	5	Fix Auto with Hart GT
5	Jérôme de SADELEER	1:09.411	09:36:47.295	6	360 Racing
69	Marcus CLUTTON	1:09.155	09:37:45.782	5	Valour Racing
5	Jérôme de SADELEER	1:08.542	09:37:55.847	7	360 Racing
69	Marcus CLUTTON	1:08.083	09:38:53.865	6	Valour Racing
5	Jérôme de SADELEER	1:07.834	09:39:03.681	8	360 Racing
5	Jérôme de SADELEER	1:07.422	09:42:29.116	11	360 Racing
4	Dominik JACKSON	1:07.359	09:44:50.212	13	RAW Motorsport
5	Jérôme de SADELEER	1:07.139	09:45:54.658	14	360 Racing
5	Jérôme de SADELEER	1:06.690	09:47:01.350	15	360 Racing

#### Flag History

TYPE	TIME OF DAY
GREEN	09:27:02.589
SAFETY	09:30:24.237
GREEN	09:35:23.927
FINISH	09:47:04.222

#### Flag Statistics

TYPE	COUNT	TOTAL LAPS	TOTAL TIME
Green	2	14	16:23.872
Red	0	0	0.000
Safety Car	1	2	4:59.690
FCY	0	0	0.000

Weather / Track : Cloudy / Dry

These results are provisional until the conclusion of any judicial and technical matters.


Donington Park National  
Circuit Length = 1.9790 miles  
Start: 09:27 Flag 09:47 End: 09:48

Clerk Of Course :	Timekeeper :
-------------------	--------------

# MSVR Club Car Championships - Donington Park - 28th/29th September 2019

## Radical Challenge Championship

### RACE 3 - GRID (50 minutes)

ROW 11	21	1:13.331	<b>24</b> Peter BROOKES	22	1:16.930	<b>23</b> Jason RISHOVER
ROW 10	19	1:10.364	<b>33</b> ZAKHAROV / FEYZULIN	20	1:12.967	<b>98</b> Joe STABLES
ROW 9	17	1:09.997	<b>55</b> HEADLAM / HEADLAM	18	1:11.492	<b>44</b> HULL / AVERY
ROW 8	15	1:09.688	<b>10</b> John CAUDWELL	16	1:09.926	<b>29</b> Marcello MARATEOTTO
ROW 7	13	1:08.568	<b>18</b> Mark WILLIAMS	14	1:08.873	<b>31</b> Rod GOODMAN
ROW 6	11	1:08.540	<b>66</b> Brian CAUDWELL	12	1:08.546	<b>25</b> Martin VERITY
ROW 5	9	1:08.302	<b>14</b> John MacLEOD	10	1:08.331	<b>2</b> Chris PREEN
ROW 4	7	1:07.842	<b>75</b> Chris SHORT	8	1:08.292	<b>8</b> Spencer BOURNE
ROW 3	5	1:07.661	<b>28</b> Elliot GOODMAN	6	1:07.724	<b>52</b> Mark RICHARDS
ROW 2	3	1:07.190	<b>69</b> Marcus CLUTTON	4	1:07.388	<b>11</b> Jac CONSTABLE
ROW 1	1	1:06.690	<b>5</b> Jérôme de SADELEER	2	1:07.043	<b>4</b> Dominik JACKSON
<b>Pole</b>						
						

Donington Park National  
Circuit Length = 1.9790 miles

**These results are provisional until the conclusion of any judicial and technical matters.**


Clerk Of Course :	Steward :	Timekeeper :



# MSVR Club Car Championships - Donington Park - 28th/29th September 2019

## Radical Challenge Championship

### RACE 7 - GRID (20 minutes)

ROW 11	21	1:26.602	<b>23</b> Jason RISHOVER	22	1:29.442	<b>24</b> Peter BROOKES
ROW 10		1:19.906	19 <b>98</b> Joe STABLES		1:21.030	20 <b>29</b> Marcello MARATEOTTO
ROW 9	17	1:13.262	<b>44</b> Nick HULL	18	1:14.562	<b>33</b> Amir FEYZULIN
ROW 8		1:09.744	15 <b>10</b> John CAUDWELL		1:12.866	16 <b>55</b> Chris HEADLAM
ROW 7	13	1:08.973	<b>25</b> Martin VERITY	14	1:09.203	<b>66</b> Brian CAUDWELL
ROW 6		1:08.882	11 <b>31</b> Rod GOODMAN		1:08.965	12 <b>18</b> Mark WILLIAMS
ROW 5	9	1:08.456	<b>2</b> Chris PREEN	10	1:08.765	<b>8</b> Spencer BOURNE
ROW 4		1:08.155	7 <b>28</b> Elliot GOODMAN		1:08.442	8 <b>14</b> John MacLEOD
ROW 3	5	1:07.890	<b>75</b> Chris SHORT	6	1:07.937	<b>52</b> Mark RICHARDS
ROW 2		1:07.472	3 <b>11</b> Jac CONSTABLE		1:07.581	4 <b>69</b> Marcus CLUTTON
ROW 1	1	1:07.139	<b>5</b> Jérôme de SADELEER	2	1:07.359	<b>4</b> Dominik JACKSON
<b>Pole</b>						
						

Donington Park National  
Circuit Length = 1.9790 miles

**These results are provisional until the conclusion of any judicial and technical matters.**

Clerk Of Course :	Steward :	Timekeeper :

# MSVR Club Car Championships - Donington Park - 28th/29th September 2019

## Radical Challenge Championship

### RACE 3 - CLASSIFICATION

POS	NO	NAME	ENTRY	LAPS	TIME	GAP	DIFF	MPH	BEST	ON
1	5	Jérôme de SADELEER	360 Racing	38	50:30.912			89.28	1:07.591	31
2	69	Marcus CLUTTON	Valour Racing	38	50:33.946	3.034	3.034	89.19	1:07.458	38
3	4*	Dominik JACKSON	RAW Motorsport	38	50:40.874	9.962	6.928	88.98	1:07.936	32
4	98*	Joe STABLES	Privateer	38	50:57.104	26.192	16.230	88.51	1:07.666	34
5	75	Chris SHORT	Radical Works Team	37	50:48.235	1 Lap	1 Lap	86.43	1:09.184	34
6	55	HEADLAM / HEADLAM	Lanan Racing	37	51:34.187	1 Lap	45.952	85.15	1:10.028	33
7	11	Jac CONSTABLE	Fix Auto with Hart GT	37	51:35.409	1 Lap	1.222	85.11	1:08.856	2
8	8	Spencer BOURNE	RAW Motorsport	36	50:48.048	2 Laps	1 Lap	84.10	1:10.462	2
9	66	Brian CAUDWELL	Scorpio	36	51:08.094	2 Laps	20.046	83.55	1:10.869	3
10	14	John MacLEOD	RAW Motorsport	35	51:02.132	3 Laps	1 Lap	81.38	1:10.739	2
11	28	Elliot GOODMAN	RAW Motorsport	35	51:24.096	3 Laps	21.964	80.81	1:09.628	2
12	31	Rod GOODMAN	RAW Motorsport	35	51:24.732	3 Laps	0.636	80.79	1:11.137	2
13	10	John CAUDWELL	Scorpio	35	51:42.413	3 Laps	17.681	80.33	1:13.075	2
14	24	Peter BROOKES	RAW Motorsport	34	50:46.266	4 Laps	1 Lap	79.47	1:12.394	2
15	2	Chris PREEN	Valour Racing	34	51:17.397	4 Laps	31.131	78.67	1:08.609	30
16	52	Mark RICHARDS	360 Racing	34	51:20.889	4 Laps	3.492	78.58	1:07.909	26
17	23	Jason RISHOVER	360 Racing	34	51:33.287	4 Laps	12.398	78.26	1:11.413	2
18	33	ZAKHAROV / FEYZULIN	Radical Works Team	34	51:33.606	4 Laps	0.319	78.25	1:13.895	2
19	44	HULL / AVERY	Full Throttle Motorsport	34	51:33.751	4 Laps	0.145	78.25	1:13.396	2
20	25*	Martin VERITY	360 Racing	34	52:14.274	4 Laps	40.523	77.24	1:10.353	29

#### NOT CLASSIFIED

DNF	18	Mark WILLIAMS	Radical Works Team	35	48:26.706	3 Laps	0.000	85.74	1:08.780	35
DNF	29	Marcello MARATEOTTO	RAW Motorsport	17	28:31.148	21 Laps	18 Laps	70.70	1:11.245	2

#### FASTEST LAP

69	Marcus CLUTTON	Valour Racing	38	1:07.458	105.61 mph	169.97 kph
----	----------------	---------------	----	----------	------------	------------

Car 52 30 second stop go penalty - speeding in pit lane  
Cars 10, 11 and 33 stop go penalty - incorrect manning level  
Car 25 20 second stop go penalty applied after race (30 seconds)  
Cars 4 and 98 5 second penalty - Track limits

Donington Park National  
Circuit Length = 1.9790 miles  
Start: 12:51 Flag 13:41 End: 13:43

Weather / Track : Showers / Damp

These results are provisional until the conclusion of any judicial and technical matters.

Clerk Of Course :	Steward :	Timekeeper :
-------------------	-----------	--------------

# MSVR Club Car Championships - Donington Park - 28th/29th September 2019

## Radical Challenge Championship

### RACE 3 - LAP CHART

LAP 1 @ 12:54:27.438			LAP 2 @ 12:55:36.094			LAP 3 @ 12:56:44.467			LAP 4 @ 12:57:57.009			LAP 5 @ 12:59:56.954		
NO	BEHIND	LAP TIME	NO	BEHIND	LAP TIME	NO	BEHIND	LAP TIME	NO	BEHIND	LAP TIME	NO	BEHIND	LAP TIME
5		3:17.308	5		1:08.656	5		1:08.373	5		1:12.542	5		1:59.945
4	0.605	3:17.913	4	1.021	1:09.072	4	1.399	1:08.751	4	2.745	1:13.888	4	1.463	1:58.663
69	0.973	3:18.281	69	1.375	1:09.058	69	1.800	1:08.798	69	3.156	1:13.898	69	2.554	1:59.343
11	1.650	3:18.958	11	1.850	1:08.856	11	2.375	1:08.898	11	3.550	1:13.717	11	2.936	1:59.331
52	2.135	3:19.443	28	3.824	1:09.628	28	5.559	1:10.108	28	9.087	1:16.070	28	3.666	1:54.524
28	2.852	3:20.160	52	4.754	1:11.275	75	8.105	1:11.200	75	12.741	1:17.178	75	4.259	1:51.463
75	3.357	3:20.665	75	5.278	1:10.577	8	9.163	1:11.234	8	15.142	1:18.521	8	4.807	1:49.610
8	4.496	3:21.804	8	6.302	1:10.462	14	11.498	1:11.820	14	16.021	1:17.065	14	5.366	1:49.290
14	5.968	3:23.276	14	8.051	1:10.739	31	11.855	1:11.551	31	16.415	1:17.102	31	6.096	1:49.626
31	6.196	3:23.504	31	8.677	1:11.137	66	11.895	1:10.869	66	16.722	1:17.369	66	6.640	1:49.863
66	6.483	3:23.791	66	9.399	1:11.572	18	12.431	1:10.935	18	16.945	1:17.056	18	7.247	1:50.247
18	6.877	3:24.185	18	9.869	1:11.648	23	13.668	1:11.618	23	23.178	1:22.052	23	7.669	1:44.436
10	7.321	3:24.629	23	10.423	1:11.413	98	13.805	1:10.853	98	24.132	1:22.869	98	8.265	1:44.078
23	7.666	3:24.974	98	11.325	1:11.995	2	17.748	1:11.807	2	24.559	1:19.353	2	9.123	1:44.509
98	7.986	3:25.294	10	11.740	1:13.075	10	19.490	1:16.123	25	28.251	1:20.790	25	9.901	1:41.595
29	9.193	3:26.501	29	11.782	1:11.245	25	20.003	1:13.623	10	28.606	1:21.658 P	55	11.673	1:42.447
55	10.098	3:27.406	55	14.125	1:12.683	55	21.423	1:15.671	55	29.171	1:20.290	44	12.322	1:42.387
25	10.320	3:27.628	2	14.314	1:11.903	44	22.726	1:14.713	44	29.880	1:19.696	33	13.134	1:42.018
2	11.067	3:28.375	25	14.753	1:13.089	33	24.122	1:15.131	33	31.061	1:19.481	29	1 Lap	1:37.857
24	11.497	3:28.805	24	15.235	1:12.394	24	24.725	1:17.863 P	29	1 Lap	2:44.982	10	14.321	1:45.660
44	11.646	3:28.954	44	16.386	1:13.396							52	2 Laps	5:17.860
33	12.125	3:29.433	33	17.364	1:13.895									

Weather / Track : Showers / Damp

Results can be found at [www.tsl-timing.com](http://www.tsl-timing.com)

Page 1 of 8

Donington Park National  
 Circuit Length = 1.9790 miles  
 Start: 12:51 Flag 13:41 End: 13:43

Printed - 13:49 Saturday, 28 September 2019

# MSVR Club Car Championships - Donington Park - 28th/29th September 2019

## Radical Challenge Championship

### RACE 3 - LAP CHART

LAP 6 @ 13:01:52.600			LAP 7 @ 13:03:15.783			LAP 8 @ 13:04:36.968			LAP 9 @ 13:05:54.271			LAP 10 @ 13:07:07.680		
NO	BEHIND	LAP TIME	NO	BEHIND	LAP TIME	NO	BEHIND	LAP TIME	NO	BEHIND	LAP TIME	NO	BEHIND	LAP TIME
5		1:55.646	5		1:23.183	5		1:21.185	5		1:17.303	5		1:13.409
4	0.422	1:54.605	69	1.781	1:24.391	69	2.078	1:21.482	69	2.113	1:17.338	8	1 Lap	1:16.628
69	0.573	1:53.665	11	2.724	1:24.739	11	2.913	1:21.374	11	3.304	1:17.694	69	2.548	1:13.844
11	1.168	1:53.878	4	3.392	1:26.153	4	4.029	1:21.822	4	4.471	1:17.745	11	3.844	1:13.949
28	2.860	1:54.840	28	6.267	1:26.590	28	10.132	1:25.050	28	15.323	1:22.494	4	4.376	1:13.314
75	3.515	1:54.902	75	7.802	1:27.470	75	12.895	1:26.278	75	16.754	1:21.162	98	17.904	1:14.404
14	6.226	1:56.506	66	10.776	1:27.214	66	13.539	1:23.948	98	16.909	1:19.302	28	19.653	1:17.739
31	6.341	1:55.891	14	11.402	1:28.359	98	14.910	1:24.352	66	17.799	1:21.563	66	20.901	1:16.511
8	6.669	1:57.508 P	98	11.743	1:26.091	14	16.045	1:25.828	18	19.634	1:20.110	75	21.592	1:18.247
66	6.745	1:55.751	31	11.880	1:28.722	31	16.622	1:25.927	14	20.770	1:22.028	18	22.816	1:16.591
18	7.774	1:56.173	18	12.793	1:28.202	18	16.827	1:25.219	31	21.088	1:21.769	14	25.230	1:17.869
98	8.835	1:56.216	2	13.563	1:27.423	2	17.392	1:25.014	2	21.603	1:21.514	31	25.523	1:17.844
2	9.323	1:55.846	55	19.975	1:29.992	24	2 Laps	1:21.198	10	1 Lap	2:31.584	2	25.776	1:17.582
23	10.130	1:58.107 P	24	2 Laps	1:25.865	33	1 Lap	2:48.535	24	2 Laps	1:20.282	10	1 Lap	1:17.581
25	11.065	1:56.810	44	20.369	1:29.998	55	24.430	1:25.640	33	1 Lap	1:23.230	24	2 Laps	1:17.350
55	13.166	1:57.139	25	20.615	1:32.733	44	24.672	1:25.488	55	28.697	1:21.570	55	33.624	1:18.336
44	13.554	1:56.878	10	29.472	1:35.534 P	25	30.400	1:30.970	44	29.001	1:21.632	44	35.572	1:19.980
10	17.121	1:58.446	23	44.928	1:57.981 P	29	2 Laps	3:00.230	29	2 Laps	1:18.119	33	1 Lap	1:22.708
24	2 Laps	5:00.861	52	2 Laps	1:44.430	52	2 Laps	1:21.958	25	45.359	1:32.262 P	29	2 Laps	1:16.641
33	17.621	2:00.133 P	8	1:19.083	2:35.597	8	1:15.657	1:17.759	23	1 Lap	2:47.544	23	1 Lap	1:20.331 P
29	1 Lap	2:00.544 P							52	2 Laps	1:16.905	52	2 Laps	1:14.355
52	2 Laps	1:34.759 P												

Weather / Track : Showers / Damp

# MSVR Club Car Championships - Donington Park - 28th/29th September 2019

## Radical Challenge Championship

### RACE 3 - LAP CHART

LAP 11 @ 13:08:19.241			LAP 12 @ 13:09:38.025			LAP 13 @ 13:10:55.118			LAP 14 @ 13:12:08.967			LAP 15 @ 13:13:20.951		
NO	BEHIND	LAP TIME	NO	BEHIND	LAP TIME	NO	BEHIND	LAP TIME	NO	BEHIND	LAP TIME	NO	BEHIND	LAP TIME
5		1:11.561	5		1:18.784	5		1:17.093	5		1:13.849	5		1:11.984
69	4.090	1:13.103	69	3.810	1:18.504	69	2.856	1:16.139	69	2.570	1:13.563	69	2.451	1:11.865
11	5.376	1:13.093	11	4.788	1:18.196	25	3 Laps	4:18.830	4	4.398	1:13.740	4	4.172	1:11.758
4	5.962	1:13.147	4	5.577	1:18.399	11	4.253	1:16.558	8	1 Lap	1:18.006	52	4 Laps	2:07.395
8	1 Lap	1:17.293	8	1 Lap	1:18.758	4	4.507	1:16.023	25	3 Laps	1:25.018	8	1 Lap	1:17.097
98	22.568	1:16.225	23	2 Laps	1:40.480	8	1 Lap	1:17.036	33	2 Laps	1:47.632	11	17.598	1:12.702
66	27.180	1:17.840	98	24.523	1:20.739	23	2 Laps	1:17.756	23	2 Laps	1:19.002	25	3 Laps	1:19.632
28	28.792	1:20.700	66	28.919	1:20.523	98	22.810	1:15.380	11	16.880	1:26.476	23	2 Laps	1:18.128
75	29.626	1:19.595	28	33.577	1:23.569	52	3 Laps	1:40.742 P	98	23.052	1:14.091	98	24.841	1:13.773
18	30.274	1:19.019	75	34.281	1:23.439	66	30.548	1:18.722	66	32.755	1:16.056	33	2 Laps	1:22.039
14	32.942	1:19.273	18	34.345	1:22.855	28	36.000	1:19.516	18	39.093	1:16.697	66	35.582	1:14.811
2	33.133	1:18.918	2	35.523	1:21.174	18	36.245	1:18.993	75	40.725	1:17.737	18	43.226	1:16.117
31	34.198	1:20.236	10	1 Lap	1:21.601	75	36.837	1:19.649	10	1 Lap	1:16.470	75	43.788	1:15.047
10	1 Lap	1:19.471	24	2 Laps	1:22.183	10	1 Lap	1:18.018	24	2 Laps	1:17.225	24	2 Laps	1:16.285
24	2 Laps	1:19.661	31	39.161	1:23.747	2	38.678	1:20.248	28	42.958	1:20.807 P	10	1 Lap	1:19.431 P
55	42.807	1:20.744	14	39.993	1:25.835	24	2 Laps	1:17.577	2	44.348	1:19.519 P	14	55.289	1:20.602 P
29	2 Laps	1:18.987	29	2 Laps	1:19.130	31	40.178	1:18.110	31	45.851	1:19.522 P	29	2 Laps	1:17.529
44	46.364	1:22.353	55	47.556	1:23.533	14	42.053	1:19.153	14	46.671	1:18.467	44	1:09.378	1:23.387 P
33	1 Lap	1:23.562	44	49.151	1:21.571	29	2 Laps	1:18.442	29	2 Laps	1:17.758	55	1:10.489	1:24.713 P
52	2 Laps	1:26.648 P	33	1 Lap	1:28.267 P	55	52.017	1:21.554	55	57.760	1:19.592			
						44	52.171	1:20.113	44	57.975	1:19.653			

Weather / Track : Showers / Damp

Donington Park National  
 Circuit Length = 1.9790 miles  
 Start: 12:51 Flag 13:41 End: 13:43

# MSVR Club Car Championships - Donington Park - 28th/29th September 2019

## Radical Challenge Championship

### RACE 3 - LAP CHART

LAP 16 @ 13:14:38.005			LAP 17 @ 13:16:01.069			LAP 18 @ 13:17:20.140			LAP 19 @ 13:18:37.525			LAP 20 @ 13:21:00.584		
NO	BEHIND	LAP TIME	NO	BEHIND	LAP TIME	NO	BEHIND	LAP TIME	NO	BEHIND	LAP TIME	NO	BEHIND	LAP TIME
5		1:17.054	69		1:21.112	69		1:19.071	69		1:17.385 P	5		1:12.685
69	1.952	1:16.555	5	0.627	1:23.691 P	10	2 Laps	1:25.952	14	2 Laps	1:18.613	69	0.443	2:23.502
4	5.736	1:18.618 P	52	4 Laps	1:29.083 P	14	2 Laps	3:09.928	10	2 Laps	1:20.443 P	4	0.563	1:13.923
52	4 Laps	1:22.845	8	1 Lap	1:20.951	98	1 Lap	2:18.764	52	5 Laps	2:27.616	28	2 Laps	1:17.846
8	1 Lap	1:19.720	23	2 Laps	1:19.405	8	1 Lap	1:19.026	98	1 Lap	1:14.804	10	2 Laps	2:22.481
11	24.391	1:23.847 P	2	2 Laps	3:45.812	23	2 Laps	1:18.249	8	1 Lap	1:17.437	98	13.153	1:13.011
23	2 Laps	1:22.011	33	2 Laps	1:26.702	2	2 Laps	1:18.070	23	2 Laps	1:21.552 P	52	4 Laps	1:13.921
98	33.978	1:26.191 P	25	3 Laps	1:29.232	24	3 Laps	2:24.092	2	2 Laps	1:16.979	14	1 Lap	1:19.554
25	3 Laps	1:30.858	75	57.796	1:27.350 P	33	2 Laps	1:23.829	24	3 Laps	1:17.042	23	2 Laps	2:22.387
33	2 Laps	1:27.928	29	2 Laps	1:19.540	66	1 Lap	2:40.423	44	3 Laps	4:51.222	2	1 Lap	1:15.626
66	47.474	1:28.946 P	31	2 Laps	4:06.201	18	1 Lap	2:39.316	66	1 Lap	1:16.773	24	2 Laps	1:15.449
75	53.510	1:26.776	55	1 Lap	2:33.260	25	3 Laps	1:29.316 P	75	1 Lap	2:24.717	66	54.094	1:15.623
18	55.032	1:28.860 P	28	2 Laps	4:20.421	29	2 Laps	1:19.711	18	1 Lap	1:16.048	75	54.685	1:15.376
24	2 Laps	1:26.116 P	4	1:18.121	2:35.449	31	2 Laps	1:19.120	33	2 Laps	1:25.564 P	44	2 Laps	1:18.587
29	2 Laps	1:22.381				55	1 Lap	1:19.177	31	2 Laps	1:18.138	18	57.277	1:14.616
10	1 Lap	1:49.409				11	1 Lap	3:25.286	29	2 Laps	1:21.551 P	25	3 Laps	1:17.955
						28	2 Laps	1:17.636	11	1 Lap	1:14.466	33	2 Laps	2:35.199
						4	1:14.329	1:15.279	55	1 Lap	1:19.380	11	1:06.470	1:11.986
						5	1:16.155	2:34.599	28	2 Laps	1:15.410	31	1 Lap	1:15.931
									4	1:09.699	1:12.755			
									5	1:10.374	1:11.604			
									52	4 Laps	1:15.048			
									98	1:23.201	1:15.175			
									14	1 Lap	1:18.029			
									8	1:36.324	1:19.272 P			
									2	1 Lap	1:15.455			
									24	2 Laps	1:16.335			
									66	2:01.530	1:16.380			
									44	2 Laps	1:17.673			
									75	2:02.368	1:16.311			
									25	3 Laps	2:28.405			
									18	2:05.720	1:14.844			
									11	2:17.543	1:12.920			
									31	1 Lap	1:16.846			
									55	2:20.150	1:14.418			

Weather / Track : Showers / Damp

Donington Park National  
Circuit Length = 1.9790 miles  
Start: 12:51 Flag 13:41 End: 13:43

# MSVR Club Car Championships - Donington Park - 28th/29th September 2019

## Radical Challenge Championship

### RACE 3 - LAP CHART

LAP 21 @ 13:22:11.136			LAP 22 @ 13:23:21.248			LAP 23 @ 13:24:30.411			LAP 24 @ 13:25:39.383			LAP 25 @ 13:26:47.962		
NO	BEHIND	LAP TIME	NO	BEHIND	LAP TIME	NO	BEHIND	LAP TIME	NO	BEHIND	LAP TIME	NO	BEHIND	LAP TIME
5		1:10.552	5		1:10.112	5		1:09.163	5		1:08.972	5		1:08.579
69	1.289	1:11.398	69	1.266	1:10.089	69	1.872	1:09.769	66	1 Lap	1:15.560	24	3 Laps	1:15.386
4	1.930	1:11.919	4	1.604	1:09.786	4	2.025	1:09.584	11	1 Lap	1:10.528	2	2 Laps	1:17.084
55	1 Lap	1:16.510	33	3 Laps	1:17.458	44	3 Laps	1:18.291	69	1.942	1:09.042	69	3.742	1:10.379
28	2 Laps	1:14.945	55	1 Lap	1:13.862	33	3 Laps	1:15.894	4	2.586	1:09.533	4	4.908	1:10.901
10	2 Laps	1:15.548	31	2 Laps	1:17.360	55	1 Lap	1:12.110	25	4 Laps	1:14.229	11	1 Lap	1:13.164
98	14.256	1:11.655	28	2 Laps	1:14.892	31	2 Laps	1:14.733	44	3 Laps	1:16.939	66	1 Lap	1:16.405
52	4 Laps	1:12.325	98	15.853	1:11.709	28	2 Laps	1:14.392	33	3 Laps	1:15.768	25	4 Laps	1:12.182
14	1 Lap	1:17.739	52	4 Laps	1:11.947	98	17.081	1:10.391	55	1 Lap	1:14.500	55	1 Lap	1:12.117
23	2 Laps	1:17.121	10	2 Laps	1:16.617	52	4 Laps	1:09.561	98	17.638	1:09.529	44	3 Laps	1:16.621
8	1 Lap	2:33.108	14	1 Lap	1:17.188	10	2 Laps	1:15.288	31	2 Laps	1:15.549	98	18.936	1:09.877
2	1 Lap	1:15.792	23	2 Laps	1:14.881	14	1 Lap	1:16.287	52	4 Laps	1:10.519	52	4 Laps	1:09.167
24	2 Laps	1:15.538	8	1 Lap	1:14.314	23	2 Laps	1:14.599	28	2 Laps	1:14.600	33	3 Laps	1:16.428
66	57.875	1:14.333	2	1 Lap	1:15.498	8	1 Lap	1:13.013	10	2 Laps	1:15.753	31	2 Laps	1:15.437
75	58.485	1:14.352	24	2 Laps	1:14.659	24	2 Laps	1:15.688	8	1 Lap	1:13.862	28	2 Laps	1:14.550
18	58.956	1:12.231	18	1:02.306	1:13.462	2	1 Lap	1:16.866	23	2 Laps	1:18.255	10	2 Laps	1:16.382
44	2 Laps	1:17.211	75	1:02.449	1:14.076	18	1:04.213	1:11.070	14	1 Lap	1:19.029	8	1 Lap	1:11.759
25	3 Laps	1:16.225	66	1:02.618	1:14.855	75	1:05.039	1:11.753	18	1:07.801	1:12.560	23	2 Laps	1:17.115
11	1:07.767	1:11.849	25	3 Laps	1:15.228				75	1:07.815	1:11.748	14	1 Lap	1:18.173
			11	1:09.102	1:11.447							75	1:09.325	1:10.089

Weather / Track : Showers / Damp

Results can be found at [www.tsl-timing.com](http://www.tsl-timing.com)

Page 5 of 8

Donington Park National  
 Circuit Length = 1.9790 miles  
 Start: 12:51 Flag 13:41 End: 13:43

Printed - 13:49 Saturday, 28 September 2019

# MSVR Club Car Championships - Donington Park - 28th/29th September 2019

## Radical Challenge Championship

### RACE 3 - LAP CHART

LAP 26 @ 13:27:57.448			LAP 27 @ 13:29:06.995			LAP 28 @ 13:30:15.362			LAP 29 @ 13:31:24.098			LAP 30 @ 13:32:33.353		
NO	BEHIND	LAP TIME	NO	BEHIND	LAP TIME	NO	BEHIND	LAP TIME	NO	BEHIND	LAP TIME	NO	BEHIND	LAP TIME
5		1:09.486	5		1:09.547	5		1:08.367	5		1:08.736	5		1:09.255
18	1 Lap	1:11.890	75	1 Lap	1:09.949	75	1 Lap	1:09.425	75	1 Lap	1:09.339	75	1 Lap	1:09.252
69	3.855	1:09.599	23	3 Laps	1:17.841	69	2.324	1:08.184	69	2.288	1:08.700	69	2.136	1:09.103
4	4.428	1:09.006	14	2 Laps	1:18.534	18	1 Lap	1:10.650	4	4.619	1:08.342	4	3.305	1:07.941
24	3 Laps	1:16.335	18	1 Lap	1:10.267	4	5.013	1:09.652	18	1 Lap	1:10.122	10	3 Laps	1:18.637
11	1 Lap	1:12.792 P	69	2.507	1:08.199	23	3 Laps	1:18.895	23	3 Laps	1:15.353	18	1 Lap	1:09.375
2	2 Laps	1:16.940	4	3.728	1:08.847	14	2 Laps	1:18.115	14	2 Laps	1:17.546	98	21.256	1:09.456
25	4 Laps	1:13.295	24	3 Laps	1:14.651	24	3 Laps	1:15.189	98	21.055	1:09.866	23	3 Laps	1:16.583
66	1 Lap	1:16.683	25	4 Laps	1:12.974	25	4 Laps	1:11.514	25	4 Laps	1:12.949	25	4 Laps	1:12.995
98	18.812	1:09.362	98	18.982	1:09.717	98	19.925	1:09.310	24	3 Laps	1:16.406	14	2 Laps	1:18.725
55	1 Lap	1:11.219	2	2 Laps	1:19.749 P	55	1 Lap	1:11.328	55	1 Lap	1:10.299	55	1 Lap	1:15.206
52	4 Laps	1:10.287	66	1 Lap	1:16.671	66	1 Lap	1:16.671	52	4 Laps	1:08.226	2	4 Laps	3:40.239
44	3 Laps	1:17.484	55	1 Lap	1:11.218	52	4 Laps	1:11.481	66	1 Lap	1:16.879	24	3 Laps	1:17.535
33	3 Laps	1:15.599	44	3 Laps	1:16.219	44	3 Laps	1:17.288	11	1 Lap	1:10.261	52	4 Laps	1:07.909
31	2 Laps	1:15.114	52	4 Laps	1:24.720	11	1 Lap	1:11.477	44	3 Laps	1:17.570	66	1 Lap	1:17.729
28	2 Laps	1:14.985	33	3 Laps	1:17.862	33	3 Laps	1:17.864	33	3 Laps	1:16.034	11	1 Lap	1:10.428
10	2 Laps	1:17.574	31	2 Laps	1:15.604	28	2 Laps	1:16.819	28	2 Laps	1:15.670	44	3 Laps	1:17.091
8	1 Lap	1:11.398	28	2 Laps	1:14.390	31	2 Laps	1:19.081	31	2 Laps	1:16.105	28	2 Laps	1:16.247
			11	1 Lap	1:41.619	8	1 Lap	1:11.766	8	1 Lap	1:10.986	33	3 Laps	1:16.983
			10	2 Laps	1:17.454	10	2 Laps	1:17.912				31	2 Laps	1:15.669
			8	1 Lap	1:11.534							8	1 Lap	1:10.944

Weather / Track : Showers / Damp

Donington Park National  
Circuit Length = 1.9790 miles  
Start: 12:51 Flag 13:41 End: 13:43



# MSVR Club Car Championships - Donington Park - 28th/29th September 2019

## Radical Challenge Championship

### RACE 3 - LAP CHART

LAP 31 @ 13:33:40.944			LAP 32 @ 13:34:51.265			LAP 33 @ 13:36:00.480			LAP 34 @ 13:37:08.233			LAP 35 @ 13:38:16.014		
NO	BEHIND	LAP TIME	NO	BEHIND	LAP TIME	NO	BEHIND	LAP TIME	NO	BEHIND	LAP TIME	NO	BEHIND	LAP TIME
5		1:07.591	5		1:10.321	5		1:09.215	5		1:07.753	5		1:07.781
69	4.869	1:10.324	31	3 Laps	1:17.379	8	2 Laps	1:11.881	66	2 Laps	1:16.759	69	3.976	1:07.779
4	5.397	1:09.683	69	2.793	1:08.245	69	2.287	1:08.709	69	3.978	1:09.444	4	5.478	1:08.154
75	1 Lap	1:12.085	33	4 Laps	1:18.966	4	2.927	1:09.130	4	5.105	1:09.931	8	2 Laps	1:11.975
18	1 Lap	1:09.861	4	3.012	1:07.936	75	1 Lap	1:11.295	8	2 Laps	1:12.157	75	1 Lap	1:09.184
10	3 Laps	1:16.631	75	1 Lap	1:09.474	28	3 Laps	1:16.914	75	1 Lap	1:09.637	66	2 Laps	1:16.808
98	21.735	1:08.070	18	1 Lap	1:09.411	18	1 Lap	1:10.852	18	1 Lap	1:09.370	18	1 Lap	1:09.074
25	4 Laps	1:12.189	98	20.278	1:08.864	44	4 Laps	1:18.540	28	3 Laps	1:17.362	98	21.293	1:09.862
23	3 Laps	1:15.631	10	3 Laps	1:17.299	31	3 Laps	1:17.127	44	4 Laps	1:17.233	28	3 Laps	1:16.183
55	1 Lap	1:12.417	25	4 Laps	1:10.825	33	4 Laps	1:16.553	31	3 Laps	1:16.748	44	4 Laps	1:19.467
2	4 Laps	1:11.556	55	1 Lap	1:12.401	98	19.299	1:08.236	33	4 Laps	1:16.577	31	3 Laps	1:19.609
52	4 Laps	1:08.837	52	4 Laps	1:11.615	10	3 Laps	1:15.676	98	19.212	1:07.666	33	4 Laps	1:24.563
14	2 Laps	1:18.150	2	4 Laps	1:12.466	25	4 Laps	1:10.353	10	3 Laps	1:16.441	25	4 Laps	1:11.480
24	3 Laps	1:15.466	23	3 Laps	1:18.803	52	4 Laps	1:09.703	25	4 Laps	1:11.180	52	4 Laps	1:08.761
11	1 Lap	1:10.165	14	2 Laps	1:16.207	2	4 Laps	1:09.659	52	4 Laps	1:08.131	2	4 Laps	1:08.878
66	1 Lap	1:16.765	24	3 Laps	1:15.660	55	1 Lap	1:12.179	2	4 Laps	1:08.609	10	3 Laps	1:17.021
8	1 Lap	1:12.962	11	1 Lap	1:10.022	23	3 Laps	1:17.612	55	1 Lap	1:10.028	55	1 Lap	1:10.417
44	3 Laps	1:18.649	66	1 Lap	1:16.152	11	1 Lap	1:11.778	11	1 Lap	1:10.671	11	1 Lap	1:10.375
28	2 Laps	1:16.494				24	3 Laps	1:15.997	23	3 Laps	1:16.294	23	3 Laps	1:15.859
						14	2 Laps	1:18.635	24	3 Laps	1:14.872			
									14	2 Laps	1:17.766			

Weather / Track : Showers / Damp

Donington Park National  
Circuit Length = 1.9790 miles  
Start: 12:51 Flag 13:41 End: 13:43

# MSVR Club Car Championships - Donington Park - 28th/29th September 2019

## Radical Challenge Championship

### RACE 3 - LAP CHART

LAP 36 @ 13:39:24.395			LAP 37 @ 13:40:32.413			LAP 38 @ 13:41:41.042		
NO	BEHIND	LAP TIME	NO	BEHIND	LAP TIME	NO	BEHIND	LAP TIME
<b>5</b>		1:08.381	<b>5</b>		1:08.018	<b>5</b>		1:08.629
<b>24</b>	4 Laps	1:15.654	<b>69</b>	4.205	1:08.256	<b>69</b>	3.034	1:07.458
<b>69</b>	3.967	1:08.372	<b>4</b>	5.445	1:08.303	<b>4</b>	4.962	1:08.146
<b>4</b>	5.160	1:08.063	<b>24</b>	4 Laps	1:15.405	<b>24</b>	4 Laps	1:15.242
<b>14</b>	3 Laps	1:18.278	<b>23</b>	4 Laps	1:24.959 P	<b>8</b>	2 Laps	1:10.780
<b>8</b>	2 Laps	1:10.781	<b>8</b>	2 Laps	1:11.109	<b>75</b>	1 Lap	1:10.789
<b>75</b>	1 Lap	1:09.686	<b>75</b>	1 Lap	1:10.963	<b>98</b>	21.192	1:08.724
<b>18</b>	1 Lap	1:08.780	<b>14</b>	3 Laps	1:19.925	<b>14</b>	3 Laps	1:19.601
<b>66</b>	2 Laps	1:16.552	<b>98</b>	21.097	1:08.226	<b>66</b>	2 Laps	1:17.312
<b>98</b>	20.889	1:07.977	<b>66</b>	2 Laps	1:17.412	<b>2</b>	4 Laps	1:10.228
<b>28</b>	3 Laps	1:16.682	<b>28</b>	3 Laps	1:17.766	<b>52</b>	4 Laps	1:10.687
<b>31</b>	3 Laps	1:15.714	<b>31</b>	3 Laps	1:14.941	<b>28</b>	3 Laps	1:18.097
<b>44</b>	4 Laps	1:17.887	<b>2</b>	4 Laps	1:09.651	<b>25</b>	4 Laps	1:14.824
<b>52</b>	4 Laps	1:08.807	<b>25</b>	4 Laps	1:11.354	<b>31</b>	3 Laps	1:17.638
<b>2</b>	4 Laps	1:09.055	<b>52</b>	4 Laps	1:13.923	<b>23</b>	4 Laps	1:56.060
<b>33</b>	4 Laps	1:15.882	<b>44</b>	4 Laps	1:20.253	<b>33</b>	4 Laps	1:18.983
<b>25</b>	4 Laps	1:11.732	<b>33</b>	4 Laps	1:16.906	<b>44</b>	4 Laps	1:19.327
<b>55</b>	1 Lap	1:15.203	<b>55</b>	1 Lap	1:11.906	<b>55</b>	1 Lap	1:13.722
<b>10</b>	3 Laps	1:17.568	<b>11</b>	1 Lap	1:10.873	<b>11</b>	1 Lap	1:10.688
<b>11</b>	1 Lap	1:10.348	<b>10</b>	3 Laps	1:16.340	<b>10</b>	3 Laps	1:16.706

Weather / Track : Showers / Damp

Results can be found at [www.tsl-timing.com](http://www.tsl-timing.com)

Page 8 of 8

Donington Park National  
Circuit Length = 1.9790 miles  
Start: 12:51 Flag 13:41 End: 13:43

Printed - 13:49 Saturday, 28 September 2019

# MSVR Club Car Championships - Donington Park - 28th/29th September 2019

## Radical Challenge Championship

### RACE 3 - LAP ANALYSIS

DIFF = Difference To Personal Best Lap

P1 5 Jérôme de SADELEER				
LAP	LAP TIME	DIFF	MPH	TIME OF DAY
1 -	3:17.308	2:09.717	36.10	12:54:27.438
2 -	1:08.656	1.065	103.77	12:55:36.094
3 -	1:08.373	0.782	104.20	12:56:44.467
4 -	1:12.542	4.951	98.21	12:57:57.009
5 -	1:59.945	52.354	59.39	12:59:56.954
6 -	1:55.646	48.055	61.60	13:01:52.600
7 -	1:23.183	15.592	85.65	13:03:15.783
8 -	1:21.185	13.594	87.75	13:04:36.968
9 -	1:17.303	9.712	92.16	13:05:54.271
10 -	1:13.409	5.818	97.05	13:07:07.680
11 -	1:11.561	3.970	99.56	13:08:19.241
12 -	1:18.784	11.193	90.43	13:09:38.025
13 -	1:17.093	9.502	92.41	13:10:55.118
14 -	1:13.849	6.258	96.47	13:12:08.967
15 -	1:11.984	4.393	98.97	13:13:20.951
16 -	1:17.054	9.463	92.46	13:14:38.005
17 -	1:23.691	P 16.100	85.13	13:16:01.696
18 -	2:34.599	1:27.008	46.08	13:18:36.295
19 -	1:11.604	4.013	99.50	13:19:47.899
20 -	1:12.685	5.094	98.02	13:21:00.584
21 -	1:10.552	2.961	100.98	13:22:11.136
22 -	1:10.112	2.521	101.61	13:23:21.248
23 -	1:09.163	1.572	103.01	13:24:30.411
24 -	1:08.972	1.381	103.29	13:25:39.383
25 -	1:08.579	0.988	103.88	13:26:47.962
26 -	1:09.486	1.895	102.53	13:27:57.448
27 -	1:09.547	1.956	102.44	13:29:06.995
28 -	1:08.367	0.776	104.21	13:30:15.362
29 -	1:08.736	1.145	103.65	13:31:24.098
30 -	1:09.255	1.664	102.87	13:32:33.353
31 -	1:07.591 (1)		105.40	13:33:40.944
32 -	1:10.321	2.730	101.31	13:34:51.265
33 -	1:09.215	1.624	102.93	13:36:00.480
34 -	1:07.753 (2)	0.162	105.15	13:37:08.233
35 -	1:07.781 (3)	0.190	105.11	13:38:16.014
36 -	1:08.381	0.790	104.19	13:39:24.395
37 -	1:08.018	0.427	104.74	13:40:32.413
38 -	1:08.629	1.038	103.81	13:41:41.042

P2 69 Marcus CLUTTON				
LAP	LAP TIME	DIFF	MPH	TIME OF DAY
1 -	3:18.281	2:10.823	35.93	12:54:28.411
2 -	1:09.058	1.600	103.16	12:55:37.469
3 -	1:08.798	1.340	103.55	12:56:46.267
4 -	1:13.898	6.440	96.41	12:58:00.165
5 -	1:59.343	51.885	59.69	12:59:59.508
6 -	1:53.665	46.207	62.68	13:01:53.173
7 -	1:24.391	16.933	84.42	13:03:17.564
8 -	1:21.482	14.024	87.43	13:04:39.046
9 -	1:17.338	9.880	92.12	13:05:56.384
10 -	1:13.844	6.386	96.48	13:07:10.228
11 -	1:13.103	5.645	97.46	13:08:23.331
12 -	1:18.504	11.046	90.75	13:09:41.835
13 -	1:16.139	8.681	93.57	13:10:57.974
14 -	1:13.563	6.105	96.85	13:12:11.537
15 -	1:11.865	4.407	99.13	13:13:23.402
16 -	1:16.555	9.097	93.06	13:14:39.957
17 -	1:21.112	13.654	87.83	13:16:01.069
18 -	1:19.071	11.613	90.10	13:17:20.140
19 -	1:17.385	P 9.927	92.06	13:18:37.525
20 -	2:23.502	1:16.044	49.64	13:21:01.027

DIFF = Difference To Personal Best Lap

21 -	1:11.398	3.940	99.78	13:22:12.425
22 -	1:10.089	2.631	101.65	13:23:22.514
23 -	1:09.769	2.311	102.11	13:24:32.283
24 -	1:09.042	1.584	103.19	13:25:41.325
25 -	1:10.379	2.921	101.23	13:26:51.704
26 -	1:09.599	2.141	102.36	13:28:01.303
27 -	1:08.199	0.741	104.46	13:29:09.502
28 -	1:08.184 (3)	0.726	104.49	13:30:17.686
29 -	1:08.700	1.242	103.70	13:31:26.386
30 -	1:09.103	1.645	103.10	13:32:35.489
31 -	1:10.324	2.866	101.31	13:33:45.813
32 -	1:08.245	0.787	104.39	13:34:54.058
33 -	1:08.709	1.251	103.69	13:36:02.767
34 -	1:09.444	1.986	102.59	13:37:12.211
35 -	1:07.779 (2)	0.321	105.11	13:38:19.990
36 -	1:08.372	0.914	104.20	13:39:28.362
37 -	1:08.256	0.798	104.38	13:40:36.618
38 -	1:07.458 (1)		105.61	13:41:44.076

P3 4 Dominik JACKSON				
LAP	LAP TIME	DIFF	MPH	TIME OF DAY
1 -	3:17.913	2:09.977	35.99	12:54:28.043
2 -	1:09.072	1.136	103.14	12:55:37.115
3 -	1:08.751	0.815	103.62	12:56:45.866
4 -	1:13.888	5.952	96.42	12:57:59.754
5 -	1:58.663	50.727	60.04	12:59:58.417
6 -	1:54.605	46.669	62.16	13:01:53.022
7 -	1:26.153	18.217	82.69	13:03:19.175
8 -	1:21.822	13.886	87.07	13:04:40.997
9 -	1:17.745	9.809	91.64	13:05:58.742
10 -	1:13.314	5.378	97.17	13:07:12.056
11 -	1:13.147	5.211	97.40	13:08:25.203
12 -	1:18.399	10.463	90.87	13:09:43.602
13 -	1:16.023	8.087	93.71	13:10:59.625
14 -	1:13.740	5.804	96.61	13:12:13.365
15 -	1:11.758	3.822	99.28	13:13:25.123
16 -	1:18.618	P 10.682	90.62	13:14:43.741
17 -	2:35.449	1:27.513	45.83	13:17:19.190
18 -	1:15.279	7.343	94.64	13:18:34.469
19 -	1:12.755	4.819	97.92	13:19:47.224
20 -	1:13.923	5.987	96.37	13:21:01.147
21 -	1:11.919	3.983	99.06	13:22:13.066
22 -	1:09.786	1.850	102.09	13:23:22.852
23 -	1:09.584	1.648	102.38	13:24:32.436
24 -	1:09.533	1.597	102.46	13:25:41.969
25 -	1:10.901	2.965	100.48	13:26:52.870
26 -	1:09.006	1.070	103.24	13:28:01.876
27 -	1:08.847	0.911	103.48	13:29:10.723
28 -	1:09.652	1.716	102.28	13:30:20.375
29 -	1:08.342	0.406	104.24	13:31:28.717
30 -	1:07.941 (2)	0.005	104.86	13:32:36.658
31 -	1:09.683	1.747	102.24	13:33:46.341
32 -	1:07.936 (1)		104.87	13:34:54.277
33 -	1:09.130	1.194	103.06	13:36:03.407
34 -	1:09.931	1.995	101.88	13:37:13.338
35 -	1:08.154	0.218	104.53	13:38:21.492
36 -	1:08.063 (3)	0.127	104.67	13:39:29.555
37 -	1:08.303	0.367	104.30	13:40:37.858
38 -	1:08.146	0.210	104.54	13:41:46.004

P4 98 Joe STABLES				
LAP	LAP TIME	DIFF	MPH	TIME OF DAY
1 -	3:25.294	2:17.628	34.70	12:54:35.424

Donington Park National  
Circuit Length = 1.9790 miles  
Start: 12:51 Flag 13:41 End: 13:43

Weather / Track : Showers / Damp

# MSVR Club Car Championships - Donington Park - 28th/29th September 2019

## Radical Challenge Championship

### RACE 3 - LAP ANALYSIS

DIFF = Difference To Personal Best Lap

2 -	1:11.995	4.329	98.96	12:55:47.419
3 -	<b>1:10.853</b>	3.187	100.55	<b>12:56:58.272</b>
4 -	<b>1:22.869</b>	15.203	85.97	<b>12:58:21.141</b>
5 -	<b>1:44.078</b>	36.412	68.45	<b>13:00:05.219</b>
6 -	1:56.216	48.550	61.30	13:02:01.435
7 -	1:26.091	18.425	82.75	13:03:27.526
8 -	1:24.352	16.686	84.46	13:04:51.878
9 -	1:19.302	11.636	89.84	13:06:11.180
10 -	1:14.404	6.738	95.75	13:07:25.584
11 -	1:16.225	8.559	93.46	13:08:41.809
12 -	1:20.739	13.073	88.24	13:10:02.548
13 -	1:15.380	7.714	94.51	13:11:17.928
14 -	1:14.091	6.425	96.16	13:12:32.019
15 -	1:13.773	6.107	96.57	13:13:45.792
16 -	1:26.191	<b>P</b> 18.525	82.66	13:15:11.983
17 -	2:18.764	1:11.098	51.34	13:17:30.747
18 -	1:14.804	7.138	95.24	13:18:45.551
19 -	1:15.175	7.509	94.77	13:20:00.726
20 -	1:13.011	5.345	97.58	13:21:13.737
21 -	1:11.655	3.989	99.42	13:22:25.392
22 -	1:11.709	4.043	99.35	13:23:37.101
23 -	1:10.391	2.725	101.21	13:24:47.492
24 -	1:09.529	1.863	102.47	13:25:57.021
25 -	1:09.877	2.211	101.95	13:27:06.898
26 -	1:09.362	1.696	102.71	13:28:16.260
27 -	1:09.717	2.051	102.19	13:29:25.977
28 -	1:09.310	1.644	102.79	13:30:35.287
29 -	1:09.866	2.200	101.97	13:31:45.153
30 -	1:09.456	1.790	102.57	13:32:54.609
31 -	1:08.070	<b>(3)</b> 0.404	104.66	13:34:02.679
32 -	1:08.864	1.198	103.45	13:35:11.543
33 -	1:08.236	0.570	104.41	13:36:19.779
34 -	<b>1:07.666</b>	<b>(1)</b>	<b>105.29</b>	<b>13:37:27.445</b>
35 -	1:09.862	2.196	101.98	13:38:37.307
36 -	1:07.977	<b>(2)</b> 0.311	104.80	13:39:45.284
37 -	1:08.226	0.560	104.42	13:40:53.510
38 -	1:08.724	1.058	103.67	13:42:02.234

#### P5 75 Chris SHORT

LAP	LAP TIME	DIFF	MPH	TIME OF DAY
1 -	3:20.665	2:11.481	35.50	12:54:30.795
2 -	1:10.577	1.393	100.94	12:55:41.372
3 -	<b>1:11.200</b>	2.016	100.06	<b>12:56:52.572</b>
4 -	<b>1:17.178</b>	7.994	92.31	<b>12:58:09.750</b>
5 -	<b>1:51.463</b>	42.279	63.91	<b>13:00:01.213</b>
6 -	1:54.902	45.718	62.00	13:01:56.115
7 -	1:27.470	18.286	81.45	13:03:23.585
8 -	1:26.278	17.094	82.57	13:04:49.863
9 -	1:21.162	11.978	87.78	13:06:11.025
10 -	1:18.247	9.063	91.05	13:07:29.272
11 -	1:19.595	10.411	89.51	13:08:48.867
12 -	1:23.439	14.255	85.38	13:10:12.306
13 -	1:19.649	10.465	89.45	13:11:31.955
14 -	1:17.737	8.553	91.65	13:12:49.692
15 -	1:15.047	5.863	94.93	13:14:04.739
16 -	1:26.776	17.592	82.10	13:15:31.515
17 -	1:27.350	<b>P</b> 18.166	81.56	13:16:58.865
18 -	2:24.717	1:15.533	49.23	13:19:23.582
19 -	1:16.311	7.127	93.36	13:20:39.893
20 -	1:15.376	6.192	94.52	13:21:55.269
21 -	1:14.352	5.168	95.82	13:23:09.621
22 -	1:14.076	4.892	96.18	13:24:23.697
23 -	1:11.753	2.569	99.29	13:25:35.450
24 -	1:11.748	2.564	99.30	13:26:47.198

DIFF = Difference To Personal Best Lap

25 -	1:10.089	0.905	101.65	13:27:57.287
26 -	1:09.949	0.765	101.85	13:29:07.236
27 -	1:09.425	0.241	102.62	13:30:16.661
28 -	1:09.339	<b>(3)</b> 0.155	102.75	13:31:26.000
29 -	1:09.252	<b>(2)</b> 0.068	102.87	13:32:35.252
30 -	1:12.085	2.901	98.83	13:33:47.337
31 -	1:09.474	0.290	102.55	13:34:56.811
32 -	1:11.295	2.111	99.93	13:36:08.106
33 -	1:09.637	0.453	102.31	13:37:17.743
34 -	<b>1:09.184</b>	<b>(1)</b>	<b>102.98</b>	<b>13:38:26.927</b>
35 -	1:09.686	0.502	102.23	13:39:36.613
36 -	1:10.963	1.779	100.39	13:40:47.576
37 -	1:10.789	1.605	100.64	13:41:58.365

#### P6 55 HEADLAM / HEADLAM

LAP	LAP TIME	DIFF	MPH	TIME OF DAY
1 -	3:27.406	2:17.378	34.35	12:54:37.536
2 -	1:12.683	2.655	98.02	12:55:50.219
3 -	<b>1:15.671</b>	5.643	94.15	<b>12:57:05.890</b>
4 -	<b>1:20.290</b>	10.262	88.73	<b>12:58:26.180</b>
5 -	<b>1:42.447</b>	32.419	69.54	<b>13:00:08.627</b>
6 -	1:57.139	47.111	60.82	13:02:05.766
7 -	1:29.992	19.964	79.16	13:03:35.758
8 -	1:25.640	15.612	83.19	13:05:01.398
9 -	1:21.570	11.542	87.34	13:06:22.968
10 -	1:18.336	8.308	90.94	13:07:41.304
11 -	1:20.744	10.716	88.23	13:09:02.048
12 -	1:23.533	13.505	85.29	13:10:25.581
13 -	1:21.554	11.526	87.36	13:11:47.135
14 -	1:19.592	9.564	89.51	13:13:06.727
15 -	1:24.713	<b>P</b> 14.685	84.10	13:14:31.440
16 -	2:33.260	1:23.232	46.48	13:17:04.700
17 -	1:19.177	9.149	89.98	13:18:23.877
18 -	1:19.380	9.352	89.75	13:19:43.257
19 -	1:14.418	4.390	95.73	13:20:57.675
20 -	1:16.510	6.482	93.12	13:22:14.185
21 -	1:13.862	3.834	96.45	13:23:28.047
22 -	1:12.110	2.082	98.80	13:24:40.157
23 -	1:14.500	4.472	95.63	13:25:54.657
24 -	1:12.117	2.089	98.79	13:27:06.774
25 -	1:11.219	1.191	100.03	13:28:17.993
26 -	1:11.218	1.190	100.03	13:29:29.211
27 -	1:11.328	1.300	99.88	13:30:40.539
28 -	1:10.299	<b>(2)</b> 0.271	101.34	13:31:50.838
29 -	1:15.206	5.178	94.73	13:33:06.044
30 -	1:12.417	2.389	98.38	13:34:18.461
31 -	1:12.401	2.373	98.40	13:35:30.862
32 -	1:12.179	2.151	98.70	13:36:43.041
33 -	<b>1:10.028</b>	<b>(1)</b>	<b>101.73</b>	<b>13:37:53.069</b>
34 -	1:10.417	<b>(3)</b> 0.389	101.17	13:39:03.486
35 -	1:15.203	5.175	94.73	13:40:18.689
36 -	1:11.906	1.878	99.08	13:41:30.595
37 -	1:13.722	3.694	96.64	13:42:44.317

#### P7 11 Jac CONSTABLE

LAP	LAP TIME	DIFF	MPH	TIME OF DAY
1 -	3:18.958	2:10.102	35.80	12:54:29.088
2 -	<b>1:08.856</b>	<b>(1)</b>	<b>103.47</b>	<b>12:55:37.944</b>
3 -	<b>1:08.898</b>	<b>(2)</b> 0.042	103.40	<b>12:56:46.842</b>
4 -	<b>1:13.717</b>	4.861	96.64	<b>12:58:00.559</b>
5 -	<b>1:59.331</b>	50.475	59.70	<b>12:59:59.890</b>
6 -	1:53.878	45.022	62.56	13:01:53.768
7 -	1:24.739	15.883	84.07	13:03:18.507

Donington Park National  
Circuit Length = 1.9790 miles  
Start: 12:51 Flag 13:41 End: 13:43

Weather / Track : Showers / Damp

# MSVR Club Car Championships - Donington Park - 28th/29th September 2019

## Radical Challenge Championship

### RACE 3 - LAP ANALYSIS

DIFF = Difference To Personal Best Lap

8 -	1:21.374	12.518	87.55	13:04:39.881
9 -	1:17.694	8.838	91.70	13:05:57.575
10 -	1:13.949	5.093	96.34	13:07:11.524
11 -	1:13.093	4.237	97.47	13:08:24.617
12 -	1:18.196	9.340	91.11	13:09:42.813
13 -	1:16.558	7.702	93.06	13:10:59.371
14 -	1:26.476	17.620	82.38	13:12:25.847
15 -	1:12.702	3.846	97.99	13:13:38.549
16 -	1:23.847	<b>P</b> 14.991	84.97	13:15:02.396
17 -	3:25.286	2:16.430	34.70	13:18:27.682
18 -	1:14.466	5.610	95.67	13:19:42.148
19 -	1:12.920	4.064	97.70	13:20:55.068
20 -	1:11.986	3.130	98.97	13:22:07.054
21 -	1:11.849	2.993	99.16	13:23:18.903
22 -	1:11.447	2.591	99.71	13:24:30.350
23 -	1:10.528	1.672	101.01	13:25:40.878
24 -	1:13.164	4.308	97.37	13:26:54.042
25 -	1:12.792	<b>P</b> 3.936	97.87	13:28:06.834
26 -	1:41.619	32.763	70.11	13:29:48.453
27 -	1:11.477	2.621	99.67	13:30:59.930
28 -	1:10.261	1.405	101.40	13:32:10.191
29 -	1:10.428	1.572	101.16	13:33:20.619
30 -	1:10.165	1.309	101.54	13:34:30.784
31 -	1:10.022	<b>(3)</b> 1.166	101.74	13:35:40.806
32 -	1:11.778	2.922	99.25	13:36:52.584
33 -	1:10.671	1.815	100.81	13:38:03.255
34 -	1:10.375	1.519	101.23	13:39:13.630
35 -	1:10.348	1.492	101.27	13:40:23.978
36 -	1:10.873	2.017	100.52	13:41:34.851
37 -	1:10.688	1.832	100.78	13:42:45.539

#### P8 8 Spencer BOURNE

LAP	LAP TIME	DIFF	MPH	TIME OF DAY
1 -	3:21.804	2:11.342	35.30	12:54:31.934
<b>2 -</b>	<b>1:10.462</b>	<b>(1)</b>	<b>101.11</b>	<b>12:55:42.396</b>
<b>3 -</b>	<b>1:11.234</b>	0.772	100.01	<b>12:56:53.630</b>
<b>4 -</b>	<b>1:18.521</b>	8.059	90.73	<b>12:58:12.151</b>
<b>5 -</b>	<b>1:49.610</b>	39.148	64.99	<b>13:00:01.761</b>
6 -	1:57.508	<b>P</b> 47.046	60.63	13:01:59.269
7 -	2:35.597	1:25.135	45.78	13:04:34.866
8 -	1:17.759	7.297	91.62	13:05:52.625
9 -	1:16.628	6.166	92.97	13:07:09.253
10 -	1:17.293	6.831	92.17	13:08:26.546
11 -	1:18.758	8.296	90.46	13:09:45.304
12 -	1:17.036	6.574	92.48	13:11:02.340
13 -	1:18.006	7.544	91.33	13:12:20.346
14 -	1:17.097	6.635	92.41	13:13:37.443
15 -	1:19.720	9.258	89.37	13:14:57.163
16 -	1:20.951	10.489	88.01	13:16:18.114
17 -	1:19.026	8.564	90.15	13:17:37.140
18 -	1:17.437	6.975	92.00	13:18:54.577
19 -	1:19.272	<b>P</b> 8.810	89.87	13:20:13.849
20 -	2:33.108	1:22.646	46.53	13:22:46.957
21 -	1:14.314	3.852	95.87	13:24:01.271
22 -	1:13.013	2.551	97.58	13:25:14.284
23 -	1:13.862	3.400	96.45	13:26:28.146
24 -	1:11.759	1.297	99.28	13:27:39.905
25 -	1:11.398	0.936	99.78	13:28:51.303
26 -	1:11.534	1.072	99.59	13:30:02.837
27 -	1:11.766	1.304	99.27	13:31:14.603
28 -	1:10.986	0.524	100.36	13:32:25.589
29 -	1:10.944	0.482	100.42	13:33:36.533
30 -	1:12.962	2.500	97.64	13:34:49.495
31 -	1:11.881	1.419	99.11	13:36:01.376

DIFF = Difference To Personal Best Lap

32 -	1:12.157	1.695	98.73	13:37:13.533
33 -	1:11.975	1.513	98.98	13:38:25.508
34 -	1:10.781	<b>(3)</b> 0.319	100.65	13:39:36.289
35 -	1:11.109	0.647	100.19	13:40:47.398
36 -	1:10.780	<b>(2)</b> 0.318	100.65	13:41:58.178

#### P9 66 Brian CAUDWELL

LAP	LAP TIME	DIFF	MPH	TIME OF DAY
1 -	3:23.791	2:12.922	34.96	12:54:33.921
2 -	1:11.572	<b>(2)</b> 0.703	99.54	12:55:45.493
<b>3 -</b>	<b>1:10.869</b>	<b>(1)</b>	<b>100.53</b>	<b>12:56:56.362</b>
<b>4 -</b>	<b>1:17.369</b>	6.500	92.08	<b>12:58:13.731</b>
<b>5 -</b>	<b>1:49.863</b>	38.994	64.85	<b>13:00:03.594</b>
6 -	1:55.751	44.882	61.55	13:01:59.345
7 -	1:27.214	16.345	81.69	13:03:26.559
8 -	1:23.948	13.079	84.86	13:04:50.507
9 -	1:21.563	10.694	87.35	13:06:12.070
10 -	1:16.511	5.642	93.11	13:07:28.581
11 -	1:17.840	6.971	91.52	13:08:46.421
12 -	1:20.523	9.654	88.47	13:10:06.944
13 -	1:18.722	7.853	90.50	13:11:25.666
14 -	1:16.056	5.187	93.67	13:12:41.722
15 -	1:14.811	3.942	95.23	13:13:56.533
16 -	1:28.946	<b>P</b> 18.077	80.10	13:15:25.479
17 -	2:40.423	1:29.554	44.41	13:18:05.902
18 -	1:16.773	5.904	92.80	13:19:22.675
19 -	1:16.380	5.511	93.27	13:20:39.055
20 -	1:15.623	4.754	94.21	13:21:54.678
21 -	1:14.333	<b>(3)</b> 3.464	95.84	13:23:09.011
22 -	1:14.855	3.986	95.17	13:24:23.866
23 -	1:15.560	4.691	94.29	13:25:39.426
24 -	1:16.405	5.536	93.24	13:26:55.831
25 -	1:16.683	5.814	92.91	13:28:12.514
26 -	1:16.671	5.802	92.92	13:29:29.185
27 -	1:16.671	5.802	92.92	13:30:45.856
28 -	1:16.879	6.010	92.67	13:32:02.735
29 -	1:17.729	6.860	91.66	13:33:20.464
30 -	1:16.765	5.896	92.81	13:34:37.229
31 -	1:16.152	5.283	93.55	13:35:53.381
32 -	1:16.759	5.890	92.81	13:37:10.140
33 -	1:16.808	5.939	92.75	13:38:26.948
34 -	1:16.552	5.683	93.06	13:39:43.500
35 -	1:17.412	6.543	92.03	13:41:00.912
36 -	1:17.312	6.443	92.15	13:42:18.224

#### P10 14 John MacLEOD

LAP	LAP TIME	DIFF	MPH	TIME OF DAY
1 -	3:23.276	2:12.537	35.04	12:54:33.406
<b>2 -</b>	<b>1:10.739</b>	<b>(1)</b>	<b>100.71</b>	<b>12:55:44.145</b>
<b>3 -</b>	<b>1:11.820</b>	<b>(2)</b> 1.081	99.20	<b>12:56:55.965</b>
<b>4 -</b>	<b>1:17.065</b>	6.326	92.44	<b>12:58:13.030</b>
<b>5 -</b>	<b>1:49.290</b>	38.551	65.19	<b>13:00:02.320</b>
6 -	1:56.506	45.767	61.15	13:01:58.826
7 -	1:28.359	17.620	80.63	13:03:27.185
8 -	1:25.828	15.089	83.01	13:04:53.013
9 -	1:22.028	11.289	86.85	13:06:15.041
10 -	1:17.869	7.130	91.49	13:07:32.910
11 -	1:19.273	8.534	89.87	13:08:52.183
12 -	1:25.835	15.096	83.00	13:10:18.018
13 -	1:19.153	8.414	90.01	13:11:37.171
14 -	1:18.467	7.728	90.79	13:12:55.638
15 -	1:20.602	<b>P</b> 9.863	88.39	13:14:16.240
16 -	3:09.928	1:59.189	37.51	13:17:26.168

Donington Park National  
Circuit Length = 1.9790 miles  
Start: 12:51 Flag 13:41 End: 13:43

Weather / Track : Showers / Damp

# MSVR Club Car Championships - Donington Park - 28th/29th September 2019

## Radical Challenge Championship

### RACE 3 - LAP ANALYSIS

DIFF = Difference To Personal Best Lap

17 -	1:18.613	7.874	90.62	13:18:44.781
18 -	1:18.029	7.290	91.30	13:20:02.810
19 -	1:19.554	8.815	89.55	13:21:22.364
20 -	1:17.739	7.000	91.64	13:22:40.103
21 -	1:17.188	6.449	92.30	13:23:57.291
22 -	1:16.287	5.548	93.39	13:25:13.578
23 -	1:19.029	8.290	90.15	13:26:32.607
24 -	1:18.173	7.434	91.13	13:27:50.780
25 -	1:18.534	7.795	90.72	13:29:09.314
26 -	1:18.115	7.376	91.20	13:30:27.429
27 -	1:17.546	6.807	91.87	13:31:44.975
28 -	1:18.725	7.986	90.50	13:33:03.700
29 -	1:18.150	7.411	91.16	13:34:21.850
30 -	1:16.207 (3)	5.468	93.49	13:35:38.057
31 -	1:18.635	7.896	90.60	13:36:56.692
32 -	1:17.766	7.027	91.61	13:38:14.458
33 -	1:18.278	7.539	91.01	13:39:32.736
34 -	1:19.925	9.186	89.14	13:40:52.661
35 -	1:19.601	8.862	89.50	13:42:12.262

#### P11 28 Elliot GOODMAN

LAP	LAP TIME	DIFF	MPH	TIME OF DAY
1 -	3:20.160	2:10.532	35.59	12:54:30.290
2 -	<b>1:09.628 (1)</b>		<b>102.32</b>	<b>12:55:39.918</b>
3 -	1:10.108 (2)	0.480	101.62	12:56:50.026
4 -	1:16.070	6.442	93.65	12:58:06.096
5 -	1:54.524	44.896	62.21	13:00:00.620
6 -	1:54.840	45.212	62.03	13:01:55.460
7 -	1:26.590	16.962	82.28	13:03:22.050
8 -	1:25.050	15.422	83.77	13:04:47.100
9 -	1:22.494	12.866	86.36	13:06:09.594
10 -	1:17.739	8.111	91.64	13:07:27.333
11 -	1:20.700	11.072	88.28	13:08:48.033
12 -	1:23.569	13.941	85.25	13:10:11.602
13 -	1:19.516	9.888	89.60	13:11:31.118
14 -	1:20.807 P	11.179	88.16	13:12:51.925
15 -	4:20.421	3:10.793	27.35	13:17:12.346
16 -	1:17.636	8.008	91.76	13:18:29.982
17 -	1:15.410	5.782	94.47	13:19:45.392
18 -	1:17.846	8.218	91.52	13:21:03.238
19 -	1:14.945	5.317	95.06	13:22:18.183
20 -	1:14.892	5.264	95.13	13:23:33.075
21 -	1:14.392	4.764	95.77	13:24:47.467
22 -	1:14.600	4.972	95.50	13:26:02.067
23 -	1:14.550	4.922	95.56	13:27:16.617
24 -	1:14.985	5.357	95.01	13:28:31.602
25 -	1:14.390 (3)	4.762	95.77	13:29:45.992
26 -	1:16.819	7.191	92.74	13:31:02.811
27 -	1:15.670	6.042	94.15	13:32:18.481
28 -	1:16.247	6.619	93.44	13:33:34.728
29 -	1:16.494	6.866	93.13	13:34:51.222
30 -	1:16.914	7.286	92.63	13:36:08.136
31 -	1:17.362	7.734	92.09	13:37:25.498
32 -	1:16.183	6.555	93.52	13:38:41.681
33 -	1:16.682	7.054	92.91	13:39:58.363
34 -	1:17.766	8.138	91.61	13:41:16.129
35 -	1:18.097	8.469	91.22	13:42:34.226

#### P12 31 Rod GOODMAN

LAP	LAP TIME	DIFF	MPH	TIME OF DAY
1 -	3:23.504	2:12.367	35.00	12:54:33.634
2 -	<b>1:11.137 (1)</b>		<b>100.15</b>	<b>12:55:44.771</b>
3 -	1:11.551 (2)	0.414	99.57	12:56:56.322

DIFF = Difference To Personal Best Lap

4 -	1:17.102	5.965	92.40	12:58:13.424
5 -	1:49.626	38.489	64.99	13:00:03.050
6 -	1:55.891	44.754	61.47	13:01:58.941
7 -	1:28.722	17.585	80.30	13:03:27.663
8 -	1:25.927	14.790	82.91	13:04:53.590
9 -	1:21.769	10.632	87.13	13:06:15.359
10 -	1:17.844	6.707	91.52	13:07:33.203
11 -	1:20.236	9.099	88.79	13:08:53.439
12 -	1:23.747	12.610	85.07	13:10:17.186
13 -	1:18.110	6.973	91.21	13:11:35.296
14 -	1:19.522 P	8.385	89.59	13:12:54.818
15 -	4:06.201	2:55.064	28.93	13:17:01.019
16 -	1:19.120	7.983	90.04	13:18:20.139
17 -	1:18.138	7.001	91.18	13:19:38.277
18 -	1:16.846	5.709	92.71	13:20:55.123
19 -	1:15.931	4.794	93.83	13:22:11.054
20 -	1:17.360	6.223	92.09	13:23:28.414
21 -	1:14.733 (3)	3.596	95.33	13:24:43.147
22 -	1:15.549	4.412	94.30	13:25:58.696
23 -	1:15.437	4.300	94.44	13:27:14.133
24 -	1:15.114	3.977	94.85	13:28:29.247
25 -	1:15.604	4.467	94.23	13:29:44.851
26 -	1:19.081	7.944	90.09	13:31:03.932
27 -	1:16.105	4.968	93.61	13:32:20.037
28 -	1:15.669	4.532	94.15	13:33:35.706
29 -	1:17.379	6.242	92.07	13:34:53.085
30 -	1:17.127	5.990	92.37	13:36:10.212
31 -	1:16.748	5.611	92.83	13:37:26.960
32 -	1:19.609	8.472	89.49	13:38:46.569
33 -	1:15.714	4.577	94.09	13:40:02.283
34 -	1:14.941	3.804	95.07	13:41:17.224
35 -	1:17.638	6.501	91.76	13:42:34.862

#### P13 10 John CAUDWELL

LAP	LAP TIME	DIFF	MPH	TIME OF DAY
1 -	3:24.629	2:11.554	34.81	12:54:34.759
2 -	<b>1:13.075 (1)</b>		<b>97.49</b>	<b>12:55:47.834</b>
3 -	1:16.123	3.048	93.59	12:57:03.957
4 -	1:21.658 P	8.583	87.24	12:58:25.615
5 -	1:45.660	32.585	67.42	13:00:11.275
6 -	1:58.446	45.371	60.15	13:02:09.721
7 -	1:35.534 P	22.459	74.57	13:03:45.255
8 -	2:31.584	1:18.509	47.00	13:06:16.839
9 -	1:17.581	4.506	91.83	13:07:34.420
10 -	1:19.471	6.396	89.65	13:08:53.891
11 -	1:21.601	8.526	87.31	13:10:15.492
12 -	1:18.018	4.943	91.32	13:11:33.510
13 -	1:16.470	3.395	93.16	13:12:49.980
14 -	1:19.431 P	6.356	89.69	13:14:09.411
15 -	1:49.409	36.334	65.11	13:15:58.820
16 -	1:25.952	12.877	82.89	13:17:24.772
17 -	1:20.443 P	7.368	88.56	13:18:45.215
18 -	2:22.481	1:09.406	50.00	13:21:07.696
19 -	1:15.548 (3)	2.473	94.30	13:22:23.244
20 -	1:16.617	3.542	92.99	13:23:39.861
21 -	1:15.288 (2)	2.213	94.63	13:24:55.149
22 -	1:15.753	2.678	94.05	13:26:10.902
23 -	1:16.382	3.307	93.27	13:27:27.284
24 -	1:17.574	4.499	91.84	13:28:44.858
25 -	1:17.454	4.379	91.98	13:30:02.312
26 -	1:17.912	4.837	91.44	13:31:20.224
27 -	1:18.637	5.562	90.60	13:32:38.861
28 -	1:16.631	3.556	92.97	13:33:55.492
29 -	1:17.299	4.224	92.16	13:35:12.791

Weather / Track : Showers / Damp

Donington Park National  
Circuit Length = 1.9790 miles  
Start: 12:51 Flag 13:41 End: 13:43

# MSVR Club Car Championships - Donington Park - 28th/29th September 2019

## Radical Challenge Championship

### RACE 3 - LAP ANALYSIS

DIFF = Difference To Personal Best Lap

30 -	1:15.676	2.601	94.14	13:36:28.467
31 -	1:16.441	3.366	93.20	13:37:44.908
32 -	1:17.021	3.946	92.50	13:39:01.929
33 -	1:17.568	4.493	91.85	13:40:19.497
34 -	1:16.340	3.265	93.32	13:41:35.837
35 -	1:16.706	3.631	92.88	13:42:52.543

#### P14 24 Peter BROOKES

LAP	LAP TIME	DIFF	MPH	TIME OF DAY
1 -	3:28.805	2:16.411	34.12	12:54:38.935
2 -	<b>1:12.394 (1)</b>		<b>98.41</b>	<b>12:55:51.329</b>
3 -	<b>1:17.863 P</b>	5.469	91.50	<b>12:57:09.192</b>
4 -	5:00.861	3:48.467	23.68	13:02:10.053
5 -	1:25.865	13.471	82.97	13:03:35.918
6 -	1:21.198	8.804	87.74	13:04:57.116
7 -	1:20.282	7.888	88.74	13:06:17.398
8 -	1:17.350	4.956	92.10	13:07:34.748
9 -	1:19.661	7.267	89.43	13:08:54.409
10 -	1:22.183	9.789	86.69	13:10:16.592
11 -	1:17.577	5.183	91.83	13:11:34.169
12 -	1:17.225	4.831	92.25	13:12:51.394
13 -	1:16.285	3.891	93.39	13:14:07.679
14 -	1:26.116 P	13.722	82.73	13:15:33.795
15 -	2:24.092	1:11.698	49.44	13:17:57.887
16 -	1:17.042	4.648	92.47	13:19:14.929
17 -	1:16.335	3.941	93.33	13:20:31.264
18 -	1:15.449	3.055	94.42	13:21:46.713
19 -	1:15.538	3.144	94.31	13:23:02.251
20 -	1:14.659 (3)	2.265	95.42	13:24:16.910
21 -	1:15.688	3.294	94.13	13:25:32.598
22 -	1:15.386	2.992	94.50	13:26:47.984
23 -	1:16.335	3.941	93.33	13:28:04.319
24 -	1:14.651 (2)	2.257	95.43	13:29:18.970
25 -	1:15.189	2.795	94.75	13:30:34.159
26 -	1:16.406	4.012	93.24	13:31:50.565
27 -	1:17.535	5.141	91.88	13:33:08.100
28 -	1:15.466	3.072	94.40	13:34:23.566
29 -	1:15.660	3.266	94.16	13:35:39.226
30 -	1:15.997	3.603	93.74	13:36:55.223
31 -	1:14.872	2.478	95.15	13:38:10.095
32 -	1:15.654	3.260	94.17	13:39:25.749
33 -	1:15.405	3.011	94.48	13:40:41.154
34 -	1:15.242	2.848	94.68	13:41:56.396

#### P15 2 Chris PREEN

LAP	LAP TIME	DIFF	MPH	TIME OF DAY
1 -	3:28.375	2:19.766	34.19	12:54:38.505
2 -	1:11.903	3.294	99.08	12:55:50.408
3 -	<b>1:11.807</b>	3.198	99.21	<b>12:57:02.215</b>
4 -	<b>1:19.353</b>	10.744	89.78	<b>12:58:21.568</b>
5 -	<b>1:44.509</b>	35.900	68.17	<b>13:00:06.077</b>
6 -	1:55.846	47.237	61.50	13:02:01.923
7 -	1:27.423	18.814	81.49	13:03:29.346
8 -	1:25.014	16.405	83.80	13:04:54.360
9 -	1:21.514	12.905	87.40	13:06:15.874
10 -	1:17.582	8.973	91.83	13:07:33.456
11 -	1:18.918	10.309	90.27	13:08:52.374
12 -	1:21.174	12.565	87.77	13:10:13.548
13 -	1:20.248	11.639	88.78	13:11:33.796
14 -	1:19.519 P	10.910	89.59	13:12:53.315
15 -	3:45.812	2:37.203	31.55	13:16:39.127
16 -	1:18.070	9.461	91.25	13:17:57.197
17 -	1:16.979	8.370	92.55	13:19:14.176

DIFF = Difference To Personal Best Lap

18 -	1:15.455	6.846	94.42	13:20:29.631
19 -	1:15.626	7.017	94.20	13:21:45.257
20 -	1:15.792	7.183	94.00	13:23:01.049
21 -	1:15.498	6.889	94.36	13:24:16.547
22 -	1:16.866	8.257	92.68	13:25:33.413
23 -	1:17.084	8.475	92.42	13:26:50.497
24 -	1:16.940	8.331	92.59	13:28:07.437
25 -	1:19.749 P	11.140	89.33	13:29:27.186
26 -	3:40.239	2:31.630	32.34	13:33:07.425
27 -	1:11.556	2.947	99.56	13:34:18.981
28 -	1:12.466	3.857	98.31	13:35:31.447
29 -	1:09.659	1.050	102.27	13:36:41.106
30 -	<b>1:08.609 (1)</b>		<b>103.84</b>	<b>13:37:49.715</b>
31 -	1:08.878 (2)	0.269	103.43	13:38:58.593
32 -	1:09.055 (3)	0.446	103.17	13:40:07.648
33 -	1:09.651	1.042	102.29	13:41:17.299
34 -	1:10.228	1.619	101.45	13:42:27.527

#### P16 52 Mark RICHARDS

LAP	LAP TIME	DIFF	MPH	TIME OF DAY
1 -	3:19.443	2:11.534	35.72	12:54:29.573
2 -	1:11.275	3.366	99.95	12:55:40.848
3 -	<b>5:17.860</b>	4:09.951	22.41	<b>13:00:58.708</b>
4 -	1:34.759 P	26.850	75.18	13:02:33.467
5 -	1:44.430	36.521	68.22	13:04:17.897
6 -	1:21.958	14.049	86.93	13:05:39.855
7 -	1:16.905	8.996	92.64	13:06:56.760
8 -	1:14.355	6.446	95.81	13:08:11.115
9 -	1:26.648 P	18.739	82.22	13:09:37.763
10 -	1:40.742 P	32.833	70.72	13:11:18.505
11 -	2:07.395	59.486	55.92	13:13:25.900
12 -	1:22.845	14.936	85.99	13:14:48.745
13 -	1:29.083 P	21.174	79.97	13:16:17.828
14 -	2:27.616	1:19.707	48.26	13:18:45.444
15 -	1:15.048	7.139	94.93	13:20:00.492
16 -	1:13.921	6.012	96.38	13:21:14.413
17 -	1:12.325	4.416	98.50	13:22:26.738
18 -	1:11.947	4.038	99.02	13:23:38.685
19 -	1:09.561	1.652	102.42	13:24:48.246
20 -	1:10.519	2.610	101.03	13:25:58.765
21 -	1:09.167	1.258	103.00	13:27:07.932
22 -	1:10.287	2.378	101.36	13:28:18.219
23 -	1:24.720	16.811	84.09	13:29:42.939
24 -	1:11.481	3.572	99.67	13:30:54.420
25 -	1:08.226 (3)	0.317	104.42	13:32:02.646
26 -	<b>1:07.909 (1)</b>		<b>104.91</b>	<b>13:33:10.555</b>
27 -	1:08.837	0.928	103.50	13:34:19.392
28 -	1:11.615	3.706	99.48	13:35:31.007
29 -	1:09.703	1.794	102.21	13:36:40.710
30 -	1:08.131 (2)	0.222	104.57	13:37:48.841
31 -	1:08.761	0.852	103.61	13:38:57.602
32 -	1:08.807	0.898	103.54	13:40:06.409
33 -	1:13.923	6.014	96.37	13:41:20.332
34 -	1:10.687	2.778	100.79	13:42:31.019

#### P17 23 Jason RISHOVER

LAP	LAP TIME	DIFF	MPH	TIME OF DAY
1 -	3:24.974	2:13.561	34.75	12:54:35.104
2 -	<b>1:11.413 (1)</b>		<b>99.76</b>	<b>12:55:46.517</b>
3 -	<b>1:11.618 (2)</b>	0.205	99.48	<b>12:56:58.135</b>
4 -	1:22.052	10.639	86.83	12:58:20.187
5 -	<b>1:44.436</b>	33.023	68.22	<b>13:00:04.623</b>
6 -	1:58.107 P	46.694	60.32	13:02:02.730

Donington Park National  
Circuit Length = 1.9790 miles  
Start: 12:51 Flag 13:41 End: 13:43

Weather / Track : Showers / Damp

# MSVR Club Car Championships - Donington Park - 28th/29th September 2019

## Radical Challenge Championship

### RACE 3 - LAP ANALYSIS

DIFF = Difference To Personal Best Lap

7 -	1:57.981	<b>P</b>	46.568	60.38	13:04:00.711
8 -	2:47.544		1:36.131	42.52	13:06:48.255
9 -	1:20.331	<b>P</b>	8.918	88.69	13:08:08.586
10 -	1:40.480		29.067	70.90	13:09:49.066
11 -	1:17.756		6.343	91.62	13:11:06.822
12 -	1:19.002		7.589	90.18	13:12:25.824
13 -	1:18.128		6.715	91.19	13:13:43.952
14 -	1:22.011		10.598	86.87	13:15:05.963
15 -	1:19.405		7.992	89.72	13:16:25.368
16 -	1:18.249		6.836	91.05	13:17:43.617
17 -	1:21.552	<b>P</b>	10.139	87.36	13:19:05.169
18 -	2:22.387		1:10.974	50.03	13:21:27.556
19 -	1:17.121		5.708	92.38	13:22:44.677
20 -	1:14.881		3.468	95.14	13:23:59.558
21 -	1:14.599	<b>(3)</b>	3.186	95.50	13:25:14.157
22 -	1:18.255		6.842	91.04	13:26:32.412
23 -	1:17.115		5.702	92.38	13:27:49.527
24 -	1:17.841		6.428	91.52	13:29:07.368
25 -	1:18.895		7.482	90.30	13:30:26.263
26 -	1:15.353		3.940	94.55	13:31:41.616
27 -	1:16.583		5.170	93.03	13:32:58.199
28 -	1:15.631		4.218	94.20	13:34:13.830
29 -	1:18.803		7.390	90.41	13:35:32.633
30 -	1:17.612		6.199	91.79	13:36:50.245
31 -	1:16.294		4.881	93.38	13:38:06.539
32 -	1:15.859		4.446	93.91	13:39:22.398
33 -	1:24.959	<b>P</b>	13.546	83.85	13:40:47.357
34 -	1:56.060		44.647	61.38	13:42:43.417

#### P18 33 ZAKHAROV / FEYZULIN

LAP	LAP TIME	DIFF	MPH	TIME OF DAY	
1 -	3:29.433	2:15.538	34.01	12:54:39.563	
2 -	<b>1:13.895 (1)</b>		<b>96.41</b>	<b>12:55:53.458</b>	
3 -	<b>1:15.131 (2)</b>	1.236	94.82	<b>12:57:08.589</b>	
4 -	<b>1:19.481</b>	5.586	89.63	<b>12:58:28.070</b>	
5 -	<b>1:42.018</b>	28.123	69.83	<b>13:00:10.088</b>	
6 -	2:00.133	<b>P</b>	46.238	13:02:10.221	
7 -	2:48.535	1:34.640	42.27	13:04:58.756	
8 -	1:23.230	9.335	85.60	13:06:21.986	
9 -	1:22.708	8.813	86.14	13:07:44.694	
10 -	1:23.562	9.667	85.26	13:09:08.256	
11 -	1:28.267	<b>P</b>	14.372	80.71	13:10:36.523
12 -	1:47.632	33.737	66.19	13:12:24.155	
13 -	1:22.039	8.144	86.84	13:13:46.194	
14 -	1:27.928	14.033	81.02	13:15:14.122	
15 -	1:26.702	12.807	82.17	13:16:40.824	
16 -	1:23.829	9.934	84.99	13:18:04.653	
17 -	1:25.564	<b>P</b>	11.669	83.26	13:19:30.217
18 -	2:35.199	1:21.304	45.90	13:22:05.416	
19 -	1:17.458	3.563	91.98	13:23:22.874	
20 -	1:15.894	1.999	93.87	13:24:38.768	
21 -	1:15.768	1.873	94.03	13:25:54.536	
22 -	1:16.428	2.533	93.22	13:27:10.964	
23 -	1:15.599	<b>(3)</b>	1.704	94.24	13:28:26.563
24 -	1:17.862	3.967	91.50	13:29:44.425	
25 -	1:17.864	3.969	91.50	13:31:02.289	
26 -	1:16.034	2.139	93.70	13:32:18.323	
27 -	1:16.983	3.088	92.54	13:33:35.306	
28 -	1:18.966	5.071	90.22	13:34:54.272	
29 -	1:16.553	2.658	93.06	13:36:10.825	
30 -	1:16.577	2.682	93.03	13:37:27.402	
31 -	1:24.563	10.668	84.25	13:38:51.965	
32 -	1:15.882	1.987	93.89	13:40:07.847	
33 -	1:16.906	3.011	92.64	13:41:24.753	

DIFF = Difference To Personal Best Lap

34 -	1:18.983	5.088	90.20	13:42:43.736	
P19 44 HULL / AVERY					
LAP	LAP TIME	DIFF	MPH	TIME OF DAY	
1 -	3:28.954	2:15.558	34.09	12:54:39.084	
2 -	<b>1:13.396 (1)</b>		<b>97.07</b>	<b>12:55:52.480</b>	
3 -	<b>1:14.713 (2)</b>	1.317	95.36	<b>12:57:07.193</b>	
4 -	<b>1:19.696</b>	6.300	89.39	<b>12:58:26.889</b>	
5 -	<b>1:42.387</b>	28.991	69.58	<b>13:00:09.276</b>	
6 -	1:56.878	43.482	60.95	13:02:06.154	
7 -	1:29.998	16.602	79.16	13:03:36.152	
8 -	1:25.488	12.092	83.34	13:05:01.640	
9 -	1:21.632	8.236	87.27	13:06:23.272	
10 -	1:19.980	6.584	89.08	13:07:43.252	
11 -	1:22.353	8.957	86.51	13:09:05.605	
12 -	1:21.571	8.175	87.34	13:10:27.176	
13 -	1:20.113	6.717	88.93	13:11:47.289	
14 -	1:19.653	6.257	89.44	13:13:06.942	
15 -	1:23.387	<b>P</b>	9.991	85.44	13:14:30.329
16 -	4:51.222	3:37.826	24.46	13:19:21.551	
17 -	1:17.673	4.277	91.72	13:20:39.224	
18 -	1:18.587	5.191	90.65	13:21:57.811	
19 -	1:17.211	3.815	92.27	13:23:15.022	
20 -	1:18.291	4.895	91.00	13:24:33.313	
21 -	1:16.939	3.543	92.60	13:25:50.252	
22 -	1:16.621	3.225	92.98	13:27:06.873	
23 -	1:17.484	4.088	91.94	13:28:24.357	
24 -	1:16.219	<b>(3)</b>	2.823	93.47	13:29:40.576
25 -	1:17.288	3.892	92.18	13:30:57.864	
26 -	1:17.570	4.174	91.84	13:32:15.434	
27 -	1:17.091	3.695	92.41	13:33:32.525	
28 -	1:18.649	5.253	90.58	13:34:51.174	
29 -	1:18.540	5.144	90.71	13:36:09.714	
30 -	1:17.233	3.837	92.24	13:37:26.947	
31 -	1:19.467	6.071	89.65	13:38:46.414	
32 -	1:17.887	4.491	91.47	13:40:04.301	
33 -	1:20.253	6.857	88.77	13:41:24.554	
34 -	1:19.327	5.931	89.81	13:42:43.881	

#### P20 25 Martin VERITY

LAP	LAP TIME	DIFF	MPH	TIME OF DAY	
1 -	3:27.628	2:17.275	34.31	12:54:37.758	
2 -	1:13.089	2.736	97.47	12:55:50.847	
3 -	<b>1:13.623</b>	3.270	96.77	<b>12:57:04.470</b>	
4 -	<b>1:20.790</b>	10.437	88.18	<b>12:58:25.260</b>	
5 -	<b>1:41.595</b>	31.242	70.12	<b>13:00:06.855</b>	
6 -	1:56.810	46.457	60.99	13:02:03.665	
7 -	1:32.733	22.380	76.82	13:03:36.398	
8 -	1:30.970	20.617	78.31	13:05:07.368	
9 -	1:32.262	<b>P</b>	21.909	77.22	13:06:39.630
10 -	4:18.830	3:08.477	27.52	13:10:58.460	
11 -	1:25.018	14.665	83.80	13:12:23.478	
12 -	1:19.632	9.279	89.46	13:13:43.110	
13 -	1:30.858	20.505	78.41	13:15:13.968	
14 -	1:29.232	18.879	79.84	13:16:43.200	
15 -	1:29.316	<b>P</b>	18.963	79.76	13:18:12.516
16 -	2:28.405	1:18.052	48.00	13:20:40.921	
17 -	1:17.955	7.602	91.39	13:21:58.876	
18 -	1:16.225	5.872	93.46	13:23:15.101	
19 -	1:15.228	4.875	94.70	13:24:30.329	
20 -	1:14.229	3.876	95.98	13:25:44.558	
21 -	1:12.182	1.829	98.70	13:26:56.740	
22 -	1:13.295	2.942	97.20	13:28:10.035	

Weather / Track : Showers / Damp

Donington Park National  
Circuit Length = 1.9790 miles  
Start: 12:51 Flag 13:41 End: 13:43



# MSVR Club Car Championships - Donington Park - 28th/29th September 2019

## Radical Challenge Championship

### RACE 3 - LAP ANALYSIS

DIFF = Difference To Personal Best Lap

23 -	1:12.974	2.621	97.63	13:29:23.009
24 -	1:11.514	1.161	99.62	13:30:34.523
25 -	1:12.949	2.596	97.66	13:31:47.472
26 -	1:12.995	2.642	97.60	13:33:00.467
27 -	1:12.189	1.836	98.69	13:34:12.656
28 -	1:10.825 (2)	0.472	100.59	13:35:23.481
<b>29 -</b>	<b>1:10.353 (1)</b>		<b>101.26</b>	<b>13:36:33.834</b>
30 -	1:11.180 (3)	0.827	100.09	13:37:45.014
31 -	1:11.480	1.127	99.67	13:38:56.494
32 -	1:11.732	1.379	99.32	13:40:08.226
33 -	1:11.354	1.001	99.84	13:41:19.580
34 -	1:14.824	4.471	95.21	13:42:34.404

DIFF = Difference To Personal Best Lap

11 -	1:18.442	7.197	90.82	13:11:42.808
12 -	1:17.758	6.513	91.62	13:13:00.566
13 -	1:17.529 (3)	6.284	91.89	13:14:18.095
14 -	1:22.381	11.136	86.48	13:15:40.476
15 -	1:19.540	8.295	89.57	13:17:00.016
16 -	1:19.711	8.466	89.38	13:18:19.727
17 -	1:21.551 P	10.306	87.36	13:19:41.278

#### P21 18 Mark WILLIAMS

LAP	LAP TIME	DIFF	MPH	TIME OF DAY
1 -	3:24.185	2:15.405	34.89	12:54:34.315
2 -	1:11.648	2.868	99.43	12:55:45.963
3 -	1:10.935	2.155	100.43	12:56:56.898
4 -	1:17.056	8.276	92.46	12:58:13.954
5 -	1:50.247	41.467	64.62	13:00:04.201
6 -	1:56.173	47.393	61.32	13:02:00.374
7 -	1:28.202	19.422	80.77	13:03:28.576
8 -	1:25.219	16.439	83.60	13:04:53.795
9 -	1:20.110	11.330	88.93	13:06:13.905
10 -	1:16.591	7.811	93.02	13:07:30.496
11 -	1:19.019	10.239	90.16	13:08:49.515
12 -	1:22.855	14.075	85.98	13:10:12.370
13 -	1:18.993	10.213	90.19	13:11:31.363
14 -	1:16.697	7.917	92.89	13:12:48.060
15 -	1:16.117	7.337	93.60	13:14:04.177
16 -	1:28.860 P	20.080	80.17	13:15:33.037
17 -	2:39.316	1:30.536	44.72	13:18:12.353
18 -	1:16.048	7.268	93.68	13:19:28.401
19 -	1:14.844	6.064	95.19	13:20:43.245
20 -	1:14.616	5.836	95.48	13:21:57.861
21 -	1:12.231	3.451	98.63	13:23:10.092
22 -	1:13.462	4.682	96.98	13:24:23.554
23 -	1:11.070	2.290	100.24	13:25:34.624
24 -	1:12.560	3.780	98.18	13:26:47.184
25 -	1:11.890	3.110	99.10	13:27:59.074
26 -	1:10.267	1.487	101.39	13:29:09.341
27 -	1:10.650	1.870	100.84	13:30:19.991
28 -	1:10.122	1.342	101.60	13:31:30.113
29 -	1:09.375	0.595	102.69	13:32:39.488
30 -	1:09.861	1.081	101.98	13:33:49.349
31 -	1:09.411	0.631	102.64	13:34:58.760
32 -	1:10.852	2.072	100.55	13:36:09.612
33 -	1:09.370 (3)	0.590	102.70	13:37:18.982
34 -	1:09.074 (2)	0.294	103.14	13:38:28.056
<b>35 -</b>	<b>1:08.780 (1)</b>		<b>103.58</b>	<b>13:39:36.836</b>

#### P22 29 Marcello MARATEOTTO

LAP	LAP TIME	DIFF	MPH	TIME OF DAY
1 -	3:26.501	2:15.256	34.50	12:54:36.631
2 -	1:11.245 (1)		100.00	12:55:47.876
3 -	2:44.982	1:33.737	43.18	12:58:32.858
4 -	1:37.857	26.612	72.80	13:00:10.715
5 -	2:00.544 P	49.299	59.10	13:02:11.259
6 -	3:00.230	1:48.985	39.53	13:05:11.489
7 -	1:18.119	6.874	91.20	13:06:29.608
8 -	1:16.641 (2)	5.396	92.96	13:07:46.249
9 -	1:18.987	7.742	90.20	13:09:05.236
10 -	1:19.130	7.885	90.03	13:10:24.366

Weather / Track : Showers / Damp

Donington Park National  
Circuit Length = 1.9790 miles  
Start: 12:51 Flag 13:41 End: 13:43

# MSVR Club Car Championships - Donington Park - 28th/29th September 2019

## Radical Challenge Championship

### RACE 3 - PIT STOP ANALYSIS

<b>P1 5 Jérôme de SADELEER</b>				
STOP	IN TIME	STOP TIME	TOTAL TIME	OUT TIME
1 -	13:16:01.696	1:22.321	1:22.321	13:17:24.017

<b>P2 69 Marcus CLUTTON</b>				
STOP	IN TIME	STOP TIME	TOTAL TIME	OUT TIME
1 -	13:18:37.525	1:11.187	1:11.187	13:19:48.712

<b>P3 4 Dominik JACKSON</b>				
STOP	IN TIME	STOP TIME	TOTAL TIME	OUT TIME
1 -	13:14:43.741	1:19.967	1:19.967	13:16:03.708

<b>P4 98 Joe STABLES</b>				
STOP	IN TIME	STOP TIME	TOTAL TIME	OUT TIME
1 -	13:15:11.983	1:02.913	1:02.913	13:16:14.896

<b>P5 66 Brian CAUDWELL</b>				
STOP	IN TIME	STOP TIME	TOTAL TIME	OUT TIME
1 -	13:15:25.479	1:22.098	1:22.098	13:16:47.577

<b>P6 75 Chris SHORT</b>				
STOP	IN TIME	STOP TIME	TOTAL TIME	OUT TIME
1 -	13:16:58.865	1:08.329	1:08.329	13:18:07.194

<b>P7 18 Mark WILLIAMS</b>				
STOP	IN TIME	STOP TIME	TOTAL TIME	OUT TIME
1 -	13:15:33.037	1:19.140	1:19.140	13:16:52.177

<b>P8 11 Jac CONSTABLE</b>				
STOP	IN TIME	STOP TIME	TOTAL TIME	OUT TIME
1 -	13:15:02.396	2:10.543	2:10.543	13:17:12.939

<b>P9 55 HEADLAM / HEADLAM</b>				
STOP	IN TIME	STOP TIME	TOTAL TIME	OUT TIME
1 -	13:14:31.440	1:07.563	1:07.563	13:15:39.003

<b>P10 14 John MacLEOD</b>				
STOP	IN TIME	STOP TIME	TOTAL TIME	OUT TIME
1 -	13:14:16.240	1:48.993	1:48.993	13:16:05.233

<b>P11 8 Spencer BOURNE</b>				
STOP	IN TIME	STOP TIME	TOTAL TIME	OUT TIME
1 -	13:01:59.269	1:16.103	1:16.103	13:03:15.372
2 -	13:20:13.849	1:15.012	2:31.115	13:21:28.861

<b>P12 2 Chris PREEN</b>				
STOP	IN TIME	STOP TIME	TOTAL TIME	OUT TIME
1 -	13:12:53.315	2:26.230	2:26.230	13:15:19.545

<b>P13 31 Rod GOODMAN</b>				
STOP	IN TIME	STOP TIME	TOTAL TIME	OUT TIME
1 -	13:12:54.818	2:45.417	2:45.417	13:15:40.235

<b>P14 28 Elliot GOODMAN</b>				
STOP	IN TIME	STOP TIME	TOTAL TIME	OUT TIME
1 -	13:12:51.925	3:01.715	3:01.715	13:15:53.640

<b>P15 10 John CAUDWELL</b>				
STOP	IN TIME	STOP TIME	TOTAL TIME	OUT TIME
1 -	12:58:25.615	15.958	15.958	12:58:41.573
2 -	13:03:45.255	1:13.291	1:29.249	13:04:58.546
3 -	13:14:09.411	30.054	1:59.303	13:14:39.465
4 -	13:18:45.215	1:07.860	3:07.163	13:19:53.075

<b>P16 23 Jason RISHOVER</b>				
STOP	IN TIME	STOP TIME	TOTAL TIME	OUT TIME
1 -	13:02:02.730	29.861	29.861	13:02:32.591
2 -	13:04:00.711	1:31.088	2:00.949	13:05:31.799
3 -	13:08:08.586	23.950	2:24.899	13:08:32.536
4 -	13:19:05.169	1:07.095	3:31.994	13:20:12.264

<b>P17 24 Peter BROOKES</b>				
STOP	IN TIME	STOP TIME	TOTAL TIME	OUT TIME
1 -	12:57:09.192	2:58.377	2:58.377	13:00:07.569
2 -	13:15:33.795	1:08.689	4:07.066	13:16:42.484

<b>P18 44 HULL / AVERY</b>				
STOP	IN TIME	STOP TIME	TOTAL TIME	OUT TIME
1 -	13:14:30.329	4:51.222	4:51.222	13:19:21.551

<b>P19 33 ZAKHAROV / FEYZULIN</b>				
STOP	IN TIME	STOP TIME	TOTAL TIME	OUT TIME
1 -	13:02:10.221	1:21.370	1:21.370	13:03:31.591
2 -	13:10:36.523	22.627	1:43.997	13:10:59.150
3 -	13:19:30.217	1:19.475	3:03.472	13:20:49.692

<b>P20 29 Marcello MARATEOTTO</b>				
STOP	IN TIME	STOP TIME	TOTAL TIME	OUT TIME
1 -	13:02:11.259	1:41.123	1:41.123	13:03:52.382
2 -	13:19:41.278			

<b>P21 25 Martin VERITY</b>				
STOP	IN TIME	STOP TIME	TOTAL TIME	OUT TIME
1 -	13:06:39.630	2:48.653	2:48.653	13:09:28.283
2 -	13:18:12.516	1:08.077	3:56.730	13:19:20.593

<b>P22 52 Mark RICHARDS</b>				
STOP	IN TIME	STOP TIME	TOTAL TIME	OUT TIME
1 -	13:02:33.467	21.101	21.101	13:02:54.568
2 -	13:09:37.763	17.623	38.724	13:09:55.386
3 -	13:11:18.505	51.738	1:30.462	13:12:10.243
4 -	13:16:17.828	1:11.129	2:41.591	13:17:28.957

Weather / Track : Showers / Damp

Results can be found at [www.tsl-timing.com](http://www.tsl-timing.com)

Donington Park National  
Circuit Length = 1.9790 miles  
Start: 12:51 Flag 00:00 End: 00:00

Printed - 13:23 Saturday, 28 September 2019

# MSVR Club Car Championships - Donington Park - 28th/29th September 2019

## Radical Challenge Championship

### RACE 3 - STATISTICS

<b>Competitors Started</b>	22
<b>Planned Start</b>	2019-09-28 @ 12:50:00.000
<b>Actual Start</b>	2019-09-28 @ 12:51:10.129
<b>Finish Time</b>	2019-09-28 @ 13:41:41.041
<b>Track Length</b>	1.9790mi.
<b>Total Laps</b>	765
<b>Total Distance Covered</b>	1513.9864mi.

#### Session Fastest Lap History

NO	NAME	LAP TIME	TIME OF DAY	LAP	VEHICLE
5	Jérôme de SADELEER	1:08.656	12:55:36.102	2	360 Racing
5	Jérôme de SADELEER	1:08.373	12:56:44.476	3	360 Racing
69	Marcus CLUTTON	1:08.199	13:29:09.498	27	Valour Racing
69	Marcus CLUTTON	1:08.184	13:30:17.680	28	Valour Racing
4	Dominik JACKSON	1:07.941	13:32:36.667	30	RAW Motorsport
52	Mark RICHARDS	1:07.909	13:33:10.566	26	360 Racing
5	Jérôme de SADELEER	1:07.591	13:33:40.954	31	360 Racing
69	Marcus CLUTTON	1:07.458	13:41:44.074	38	Valour Racing

#### Session Leader History

NO	NAME	FROM LAP	LAPS LED	DISTANCE	VEHICLE
5	Jérôme de SADELEER	1	16	31.62 miles	360 Racing
69	Marcus CLUTTON	17	3	5.93 miles	Valour Racing
5	Jérôme de SADELEER	20	19	37.60 miles	360 Racing

#### Flag History

TYPE	TIME OF DAY
GREEN	12:51:10.129
SAFETY	12:56:42.786
GREEN	13:01:51.596
FINISH	13:41:41.041

#### Flag Statistics

TYPE	COUNT	TOTAL LAPS	TOTAL TIME
Green	2	35	46:43.976
Red	0	0	0.000
Safety Car	1	3	5:08.809
FCY	0	0	0.000

Weather / Track : Showers / Damp

These results are provisional until the conclusion of any judicial and technical matters.

Donington Park National  
Circuit Length = 1.9790 miles  
Start: 12:51 Flag 13:41 End: 13:43

Clerk Of Course :	Timekeeper :
-------------------	--------------

# MSVR Club Car Championships - Donington Park - 28th/29th September 2019

## Radical Challenge Championship

### RACE 7 - CLASSIFICATION

POS	NO	NAME	ENTRY	LAPS	TIME	GAP	DIFF	MPH	BEST	ON
1	11	Jac CONSTABLE	Fix Auto with Hart GT	18	20:27.101			104.39	1:07.088	18
2	5*	Jérôme de SADELEER	360 Racing	18	20:31.581	4.480	4.480	104.01	1:06.874	13
3	2	Chris PREEN	Valour Racing	18	20:50.648	23.547	19.067	102.43	1:08.588	9
4	28	Elliot GOODMAN	RAW Motorsport	18	20:51.000	23.899	0.352	102.40	1:07.835	10
5	75	Chris SHORT	Radical Works Team	18	20:57.644	30.543	6.644	101.86	1:07.637	9
6	8	Spencer BOURNE	RAW Motorsport	18	20:58.405	31.304	0.761	101.80	1:08.903	15
7	14	John MacLEOD	RAW Motorsport	18	20:59.491	32.390	1.086	101.71	1:08.686	18
8	29	Marcello MARATEOTTO	RAW Motorsport	18	21:00.650	33.549	1.159	101.61	1:08.309	12
9	10	John CAUDWELL	Scorpio	18	21:11.593	44.492	10.943	100.74	1:08.927	13
10	66	Brian CAUDWELL	Scorpio	18	21:14.826	47.725	3.233	100.48	1:08.274	18
11	25	Martin VERITY	360 Racing	18	21:18.711	51.610	3.885	100.18	1:09.151	9
12	31*	Rod GOODMAN	RAW Motorsport	18	21:32.980	1:05.879	14.269	99.07	1:08.338	18
13	44	Nick HULL	Full Throttle Motorsport	17	20:35.533	1 Lap	1 Lap	97.91	1:10.559	9
14	33	Amir FEYZULIN	Radical Works Team	14	20:58.579	4 Laps	3 Laps	79.14	1:14.129	8

#### NOT CLASSIFIED

DNF	4	Dominik JACKSON	RAW Motorsport	14	15:53.330	4 Laps		104.48	1:06.914	12
DNF	55	Chris HEADLAM	Lanan Racing	10	12:16.828	8 Laps	4 Laps	96.50	1:10.518	6
DNF	69	Marcus CLUTTON	Valour Racing	8	9:57.253	10 Laps	2 Laps	95.20	1:08.046	4
DNF	98	Joe STABLES	Privateer	1	1:49.495	17 Laps	7 Laps	63.82		
DNF	18	Mark WILLIAMS	Radical Works Team	0						
DNS	23	Jason RISHOVER	360 Racing	0						
DNS	24	Peter BROOKES	RAW Motorsport	0						
DNS	52	Mark RICHARDS	360 Racing	0						

#### FASTEST LAP

5	Jérôme de SADELEER	360 Racing	13	1:06.874	106.53 mph	171.45 kph
---	--------------------	------------	----	----------	------------	------------

Race restarted after red flag was shown on first lap. Cars 23, 24 and 52 did not restart  
Cars 5 and 31 - 5 seconds time penalty applied – track limits

Weather / Track : Cloudy / Dry

These results are provisional until the conclusion of any judicial and technical matters.

Donington Park National  
Circuit Length = 1.9790 miles  
Start: 16:13 Flag 16:34 End: 16:35

Clerk Of Course :	Steward :	Timekeeper :

# MSVR Club Car Championships - Donington Park - 28th/29th September 2019

## Radical Challenge Championship

### RACE 7 - LAP CHART

LAP 1 @ 16:14:54.131			LAP 2 @ 16:16:04.423			LAP 3 @ 16:17:12.977			LAP 4 @ 16:18:20.853			LAP 5 @ 16:19:28.072		
NO	BEHIND	LAP TIME	NO	BEHIND	LAP TIME	NO	BEHIND	LAP TIME	NO	BEHIND	LAP TIME	NO	BEHIND	LAP TIME
4		1:12.167	4		1:10.292	4		1:08.554	4		1:07.876	4		1:07.219
11	1.026	1:13.193	11	0.587	1:09.853	11	0.810	1:08.777	11	0.917	1:07.983	11	1.231	1:07.533
5	2.551	1:14.718	5	2.357	1:10.098	5	2.057	1:08.254	5	1.438	1:07.257	5	1.603	1:07.384
2	3.354	1:15.521	2	3.836	1:10.774	2	4.590	1:09.308	2	5.640	1:08.926	2	7.335	1:08.914
66	3.756	1:15.923	8	5.929	1:10.439	8	7.540	1:10.165	8	9.613	1:09.949	8	11.786	1:09.392
75	5.028	1:17.195	28	7.623	1:11.682	28	8.776	1:09.707	28	9.857	1:08.957	28	11.924	1:09.286
8	5.782	1:17.949	75	8.307	1:13.571	75	9.601	1:09.848	75	10.999	1:09.274	75	12.376	1:08.596
28	6.233	1:18.400	14	9.963	1:13.439	14	11.323	1:09.914	14	12.997	1:09.550	14	14.997	1:09.219
14	6.816	1:18.983	29	10.683	1:11.519	29	13.327	1:11.198	29	15.046	1:09.595	29	17.537	1:09.710
31	7.005	1:19.172	69	11.484	1:14.675	10	15.238	1:10.158	69	16.071	1:08.046	10	19.928	1:09.895
69	7.101	1:19.268	10	13.634	1:12.038	69	15.901	1:12.971	10	17.252	1:09.890	69	20.181	1:11.329
29	9.456	1:21.623	55	14.042	1:14.381	55	17.404	1:11.916	55	20.591	1:11.063	25	23.563	1:10.060
55	9.953	1:22.120	25	16.242	1:12.036	25	18.165	1:10.477	25	20.722	1:10.433	55	25.678	1:12.306
10	11.888	1:24.055	44	17.409	1:13.827	44	21.672	1:12.817	44	26.182	1:12.386	44	31.130	1:12.167
44	13.874	1:26.041	33	20.308	1:16.121	33	27.303	1:15.549	66	31.549	1:10.839	66	33.617	1:09.287
33	14.479	1:26.646	66	25.360	1:31.896	66	28.586	1:11.780	33	34.829	1:15.402	33	42.530	1:14.920
25	14.498	1:26.665	31	40.698	1:43.985	31	41.523	1:09.379	31	42.820	1:09.173	31	45.168	1:09.567
98	37.328	1:49.495 P												

Weather / Track : Cloudy / Dry

Results can be found at [www.tsl-timing.com](http://www.tsl-timing.com)

Page 1 of 4

Donington Park National  
Circuit Length = 1.9790 miles  
Start: 16:13 Flag 16:34 End: 16:35

Printed - 16:38 Saturday, 28 September 2019

# MSVR Club Car Championships - Donington Park - 28th/29th September 2019

## Radical Challenge Championship

### RACE 7 - LAP CHART

LAP 6 @ 16:20:35.793			LAP 7 @ 16:21:43.343			LAP 8 @ 16:22:50.670			LAP 9 @ 16:23:58.198			LAP 10 @ 16:25:05.940		
NO	BEHIND	LAP TIME	NO	BEHIND	LAP TIME	NO	BEHIND	LAP TIME	NO	BEHIND	LAP TIME	NO	BEHIND	LAP TIME
4		1:07.721	4		1:07.550	4		1:07.327	4		1:07.528	4		1:07.742
11	1.534	1:08.024	11	1.852	1:07.868	11	2.227	1:07.702	11	2.994	1:08.295	5	3.157	1:07.643
5	1.889	1:08.007	5	2.334	1:07.995	5	2.420	1:07.413	5	3.256	1:08.364	33	1 Lap	1:15.739
2	8.448	1:08.834	2	9.915	1:09.017	2	11.736	1:09.148	2	12.796	1:08.588	11	3.732	1:08.480
28	13.192	1:08.989	28	13.840	1:08.198	28	14.657	1:08.144	28	15.279	1:08.150	2	13.960	1:08.906
75	14.410	1:09.755	75	15.237	1:08.377	75	15.838	1:07.928	75	15.947	1:07.637	28	15.372	1:07.835
8	14.805	1:10.740	8	16.597	1:09.342	8	18.505	1:09.235	8	20.233	1:09.256	75	15.978	1:07.773
14	16.356	1:09.080	14	17.697	1:08.891	14	19.521	1:09.151	14	20.798	1:08.805	8	21.549	1:09.058
29	19.083	1:09.267	29	20.583	1:09.050	29	22.083	1:08.827	29	23.442	1:08.887	14	22.477	1:09.421
69	20.603	1:08.143	69	22.381	1:09.328	10	26.450	1:09.661	10	28.026	1:09.104	29	24.390	1:08.690
10	22.012	1:09.805	10	24.116	1:09.654	25	29.702	1:09.748	25	31.325	1:09.151	10	29.781	1:09.497
25	25.339	1:09.497	25	27.281	1:09.492	55	36.736	1:12.139	66	40.772	1:09.903	25	33.544	1:09.961
55	28.475	1:10.518	55	31.924	1:10.999	66	38.397	1:09.216	55	43.138	1:13.930	66	41.872	1:08.842
44	35.124	1:11.715	66	36.508	1:08.841	44	44.326	1:11.708	44	47.357	1:10.559	44	50.871	1:11.256
66	35.217	1:09.321	44	39.945	1:12.371	69	48.547	1:33.493 P	31	51.885	1:08.738	31	52.770	1:08.627
31	46.522	1:09.075	31	48.451	1:09.479	31	50.675	1:09.551				55	52.852	1:17.456 P
33	49.720	1:14.911	33	56.353	1:14.183	33	1:03.155	1:14.129						

Weather / Track : Cloudy / Dry

Donington Park National  
 Circuit Length = 1.9790 miles  
 Start: 16:13 Flag 16:34 End: 16:35

# MSVR Club Car Championships - Donington Park - 28th/29th September 2019

## Radical Challenge Championship

### RACE 7 - LAP CHART

LAP 11 @ 16:26:13.187			LAP 12 @ 16:27:20.101			LAP 13 @ 16:28:27.033			LAP 14 @ 16:29:35.294			LAP 15 @ 16:30:46.254		
NO	BEHIND	LAP TIME	NO	BEHIND	LAP TIME	NO	BEHIND	LAP TIME	NO	BEHIND	LAP TIME	NO	BEHIND	LAP TIME
4		1:07.247	4		1:06.914	4		1:06.932	4		1:08.261	5		1:08.188
5	2.892	1:06.982	5	3.128	1:07.150	5	3.070	1:06.874	5	2.772	1:07.963	11	0.277	1:07.785
11	3.808	1:07.323	11	4.012	1:07.118	11	4.189	1:07.109	11	3.452	1:07.524	2	19.210	1:08.951
2	15.849	1:09.136	2	18.138	1:09.203	2	20.219	1:09.013	33	3 Laps	3:14.593	28	20.943	1:10.447
28	16.002	1:07.877	28	18.282	1:09.194	28	20.432	1:09.082	2	21.219	1:09.261	75	21.073	1:09.996
75	16.517	1:07.786	75	18.494	1:08.891	75	20.774	1:09.212	28	21.456	1:09.285	33	3 Laps	1:25.103 P
33	1 Lap	1:22.895 P	8	25.940	1:09.378	8	27.923	1:08.915	75	22.037	1:09.524	8	26.761	1:08.903
8	23.476	1:09.174	14	26.638	1:09.132	14	28.879	1:09.173	8	28.818	1:09.156	14	27.612	1:09.128
14	24.420	1:09.190	29	27.198	1:08.309	29	29.113	1:08.847	14	29.444	1:08.826	29	28.256	1:08.777
29	25.803	1:08.660	10	34.367	1:09.388	10	36.362	1:08.927	29	30.439	1:09.587	10	36.648	1:10.342
10	31.893	1:09.359	25	39.289	1:10.001	25	42.608	1:10.251	10	37.266	1:09.165	25	43.783	1:10.322
25	36.202	1:09.905	66	45.098	1:08.684	66	46.837	1:08.671	25	44.421	1:10.074	66	44.220	1:08.293
66	43.328	1:08.703	31	57.163	1:08.608	31	59.531	1:09.300	66	46.887	1:08.311	31	57.868	1:08.914
31	55.469	1:09.946	44	1:00.596	1:11.100	44	1:05.237	1:11.573	31	59.914	1:08.644	44	1:07.473	1:10.850
44	56.410	1:12.786							44	1:07.583	1:10.607			

Weather / Track : Cloudy / Dry

Donington Park National  
 Circuit Length = 1.9790 miles  
 Start: 16:13 Flag 16:34 End: 16:35

# MSVR Club Car Championships - Donington Park - 28th/29th September 2019

## Radical Challenge Championship

### RACE 7 - LAP CHART

LAP 16 @ 16:31:54.072			LAP 17 @ 16:33:01.553			LAP 18 @ 16:34:08.545		
NO	BEHIND	LAP TIME	NO	BEHIND	LAP TIME	NO	BEHIND	LAP TIME
5		1:07.818	5		1:07.481	5		1:06.992
11	0.127	1:07.668	11	0.424	1:07.778	11	0.520	1:07.088
2	20.181	1:08.789	44	1 Lap	1:11.846	44	1 Lap	1:11.924
28	21.258	1:08.133	33	4 Laps	2:05.334	2	24.067	1:09.122
75	21.701	1:08.446	2	21.937	1:09.237	28	24.419	1:09.174
8	28.023	1:09.080	28	22.237	1:08.460	75	31.063	1:15.577
14	29.339	1:09.545	75	22.478	1:08.258	8	31.824	1:09.258
29	29.690	1:09.252	8	29.558	1:09.016	33	4 Laps	1:23.054
10	38.731	1:09.901	14	31.216	1:09.358	14	32.910	1:08.686
66	45.828	1:09.426	29	31.774	1:09.565	29	34.069	1:09.287
25	46.904	1:10.939	10	41.671	1:10.421	10	45.012	1:10.333
31	58.941	1:08.891	66	46.963	1:08.616	66	48.245	1:08.274
			25	49.317	1:09.894	25	52.130	1:09.805
			31	1:00.053	1:08.593	31	1:01.399	1:08.338

Weather / Track : Cloudy / Dry

Results can be found at [www.tsl-timing.com](http://www.tsl-timing.com)

Page 4 of 4

Donington Park National  
Circuit Length = 1.9790 miles  
Start: 16:13 Flag 16:34 End: 16:35

Printed - 16:38 Saturday, 28 September 2019



# MSVR Club Car Championships - Donington Park - 28th/29th September 2019

## Radical Challenge Championship

### RACE 7 - LAP CHART

LAP 1 @ 16:14:54.131			LAP 2 @ 16:16:04.423			LAP 3 @ 16:17:12.977			LAP 4 @ 16:18:20.853			LAP 5 @ 16:19:28.072		
NO	BEHIND	LAP TIME	NO	BEHIND	LAP TIME	NO	BEHIND	LAP TIME	NO	BEHIND	LAP TIME	NO	BEHIND	LAP TIME
4		1:12.167	4		1:10.292	4		1:08.554	4		1:07.876	4		1:07.219
11	1.026	1:13.193	11	0.587	1:09.853	11	0.810	1:08.777	11	0.917	1:07.983	11	1.231	1:07.533
5	2.551	1:14.718	5	2.357	1:10.098	5	2.057	1:08.254	5	1.438	1:07.257	5	1.603	1:07.384
2	3.354	1:15.521	2	3.836	1:10.774	2	4.590	1:09.308	2	5.640	1:08.926	2	7.335	1:08.914
66	3.756	1:15.923	8	5.929	1:10.439	8	7.540	1:10.165	8	9.613	1:09.949	8	11.786	1:09.392
75	5.028	1:17.195	28	7.623	1:11.682	28	8.776	1:09.707	28	9.857	1:08.957	28	11.924	1:09.286
8	5.782	1:17.949	75	8.307	1:13.571	75	9.601	1:09.848	75	10.999	1:09.274	75	12.376	1:08.596
28	6.233	1:18.400	14	9.963	1:13.439	14	11.323	1:09.914	14	12.997	1:09.550	14	14.997	1:09.219
14	6.816	1:18.983	29	10.683	1:11.519	29	13.327	1:11.198	29	15.046	1:09.595	29	17.537	1:09.710
31	7.005	1:19.172	69	11.484	1:14.675	10	15.238	1:10.158	69	16.071	1:08.046	10	19.928	1:09.895
69	7.101	1:19.268	10	13.634	1:12.038	69	15.901	1:12.971	10	17.252	1:09.890	69	20.181	1:11.329
29	9.456	1:21.623	55	14.042	1:14.381	55	17.404	1:11.916	55	20.591	1:11.063	25	23.563	1:10.060
55	9.953	1:22.120	25	16.242	1:12.036	25	18.165	1:10.477	25	20.722	1:10.433	55	25.678	1:12.306
10	11.888	1:24.055	44	17.409	1:13.827	44	21.672	1:12.817	44	26.182	1:12.386	44	31.130	1:12.167
44	13.874	1:26.041	33	20.308	1:16.121	33	27.303	1:15.549	66	31.549	1:10.839	66	33.617	1:09.287
33	14.479	1:26.646	66	25.360	1:31.896	66	28.586	1:11.780	33	34.829	1:15.402	33	42.530	1:14.920
25	14.498	1:26.665	31	40.698	1:43.985	31	41.523	1:09.379	31	42.820	1:09.173	31	45.168	1:09.567
98	37.328	1:49.495 P												

Weather / Track : Cloudy / Dry

Donington Park National  
 Circuit Length = 1.9790 miles  
 Start: 16:13 Flag 16:34 End: 16:35

# MSVR Club Car Championships - Donington Park - 28th/29th September 2019

## Radical Challenge Championship

### RACE 7 - LAP CHART

LAP 6 @ 16:20:35.793			LAP 7 @ 16:21:43.343			LAP 8 @ 16:22:50.670			LAP 9 @ 16:23:58.198			LAP 10 @ 16:25:05.940		
NO	BEHIND	LAP TIME	NO	BEHIND	LAP TIME	NO	BEHIND	LAP TIME	NO	BEHIND	LAP TIME	NO	BEHIND	LAP TIME
4		1:07.721	4		1:07.550	4		1:07.327	4		1:07.528	4		1:07.742
11	1.534	1:08.024	11	1.852	1:07.868	11	2.227	1:07.702	11	2.994	1:08.295	5	3.157	1:07.643
5	1.889	1:08.007	5	2.334	1:07.995	5	2.420	1:07.413	5	3.256	1:08.364	33	1 Lap	1:15.739
2	8.448	1:08.834	2	9.915	1:09.017	2	11.736	1:09.148	2	12.796	1:08.588	11	3.732	1:08.480
28	13.192	1:08.989	28	13.840	1:08.198	28	14.657	1:08.144	28	15.279	1:08.150	2	13.960	1:08.906
75	14.410	1:09.755	75	15.237	1:08.377	75	15.838	1:07.928	75	15.947	1:07.637	28	15.372	1:07.835
8	14.805	1:10.740	8	16.597	1:09.342	8	18.505	1:09.235	8	20.233	1:09.256	75	15.978	1:07.773
14	16.356	1:09.080	14	17.697	1:08.891	14	19.521	1:09.151	14	20.798	1:08.805	8	21.549	1:09.058
29	19.083	1:09.267	29	20.583	1:09.050	29	22.083	1:08.827	29	23.442	1:08.887	14	22.477	1:09.421
69	20.603	1:08.143	69	22.381	1:09.328	10	26.450	1:09.661	10	28.026	1:09.104	29	24.390	1:08.690
10	22.012	1:09.805	10	24.116	1:09.654	25	29.702	1:09.748	25	31.325	1:09.151	10	29.781	1:09.497
25	25.339	1:09.497	25	27.281	1:09.492	55	36.736	1:12.139	66	40.772	1:09.903	25	33.544	1:09.961
55	28.475	1:10.518	55	31.924	1:10.999	66	38.397	1:09.216	55	43.138	1:13.930	66	41.872	1:08.842
44	35.124	1:11.715	66	36.508	1:08.841	44	44.326	1:11.708	44	47.357	1:10.559	44	50.871	1:11.256
66	35.217	1:09.321	44	39.945	1:12.371	69	48.547	1:33.493 P	31	51.885	1:08.738	31	52.770	1:08.627
31	46.522	1:09.075	31	48.451	1:09.479	31	50.675	1:09.551				55	52.852	1:17.456 P
33	49.720	1:14.911	33	56.353	1:14.183	33	1:03.155	1:14.129						

Weather / Track : Cloudy / Dry

Donington Park National  
 Circuit Length = 1.9790 miles  
 Start: 16:13 Flag 16:34 End: 16:35

# MSVR Club Car Championships - Donington Park - 28th/29th September 2019

## Radical Challenge Championship

### RACE 7 - LAP CHART

LAP 11 @ 16:26:13.187			LAP 12 @ 16:27:20.101			LAP 13 @ 16:28:27.033			LAP 14 @ 16:29:35.294			LAP 15 @ 16:30:46.254		
NO	BEHIND	LAP TIME	NO	BEHIND	LAP TIME	NO	BEHIND	LAP TIME	NO	BEHIND	LAP TIME	NO	BEHIND	LAP TIME
4		1:07.247	4		1:06.914	4		1:06.932	4		1:08.261	5		1:08.188
5	2.892	1:06.982	5	3.128	1:07.150	5	3.070	1:06.874	5	2.772	1:07.963	11	0.277	1:07.785
11	3.808	1:07.323	11	4.012	1:07.118	11	4.189	1:07.109	11	3.452	1:07.524	2	19.210	1:08.951
2	15.849	1:09.136	2	18.138	1:09.203	2	20.219	1:09.013	33	3 Laps	3:14.593	28	20.943	1:10.447
28	16.002	1:07.877	28	18.282	1:09.194	28	20.432	1:09.082	2	21.219	1:09.261	75	21.073	1:09.996
75	16.517	1:07.786	75	18.494	1:08.891	75	20.774	1:09.212	28	21.456	1:09.285	33	3 Laps	1:25.103 P
33	1 Lap	1:22.895 P	8	25.940	1:09.378	8	27.923	1:08.915	75	22.037	1:09.524	8	26.761	1:08.903
8	23.476	1:09.174	14	26.638	1:09.132	14	28.879	1:09.173	8	28.818	1:09.156	14	27.612	1:09.128
14	24.420	1:09.190	29	27.198	1:08.309	29	29.113	1:08.847	14	29.444	1:08.826	29	28.256	1:08.777
29	25.803	1:08.660	10	34.367	1:09.388	10	36.362	1:08.927	29	30.439	1:09.587	10	36.648	1:10.342
10	31.893	1:09.359	25	39.289	1:10.001	25	42.608	1:10.251	10	37.266	1:09.165	25	43.783	1:10.322
25	36.202	1:09.905	66	45.098	1:08.684	66	46.837	1:08.671	25	44.421	1:10.074	66	44.220	1:08.293
66	43.328	1:08.703	31	57.163	1:08.608	31	59.531	1:09.300	66	46.887	1:08.311	31	57.868	1:08.914
31	55.469	1:09.946	44	1:00.596	1:11.100	44	1:05.237	1:11.573	31	59.914	1:08.644	44	1:07.473	1:10.850
44	56.410	1:12.786							44	1:07.583	1:10.607			

Weather / Track : Cloudy / Dry

Donington Park National  
 Circuit Length = 1.9790 miles  
 Start: 16:13 Flag 16:34 End: 16:35

# MSVR Club Car Championships - Donington Park - 28th/29th September 2019

## Radical Challenge Championship

### RACE 7 - LAP CHART

LAP 16 @ 16:31:54.072			LAP 17 @ 16:33:01.553			LAP 18 @ 16:34:08.545		
NO	BEHIND	LAP TIME	NO	BEHIND	LAP TIME	NO	BEHIND	LAP TIME
5		1:07.818	5		1:07.481	5		1:06.992
11	0.127	1:07.668	11	0.424	1:07.778	11	0.520	1:07.088
2	20.181	1:08.789	44	1 Lap	1:11.846	44	1 Lap	1:11.924
28	21.258	1:08.133	33	4 Laps	2:05.334	2	24.067	1:09.122
75	21.701	1:08.446	2	21.937	1:09.237	28	24.419	1:09.174
8	28.023	1:09.080	28	22.237	1:08.460	75	31.063	1:15.577
14	29.339	1:09.545	75	22.478	1:08.258	8	31.824	1:09.258
29	29.690	1:09.252	8	29.558	1:09.016	33	4 Laps	1:23.054
10	38.731	1:09.901	14	31.216	1:09.358	14	32.910	1:08.686
66	45.828	1:09.426	29	31.774	1:09.565	29	34.069	1:09.287
25	46.904	1:10.939	10	41.671	1:10.421	10	45.012	1:10.333
31	58.941	1:08.891	66	46.963	1:08.616	66	48.245	1:08.274
			25	49.317	1:09.894	25	52.130	1:09.805
			31	1:00.053	1:08.593	31	1:01.399	1:08.338

Weather / Track : Cloudy / Dry

Results can be found at [www.tsl-timing.com](http://www.tsl-timing.com)

Page 4 of 4

Donington Park National  
Circuit Length = 1.9790 miles  
Start: 16:13 Flag 16:34 End: 16:35

Printed - 16:38 Saturday, 28 September 2019

# MSVR Club Car Championships - Donington Park - 28th/29th September 2019

## Radical Challenge Championship

### RACE 7 - LAP ANALYSIS

DIFF = Difference To Personal Best Lap

P1 11 Jac CONSTABLE				
LAP	LAP TIME	DIFF	MPH	TIME OF DAY
1 -	1:13.193	6.105	97.33	16:14:55.157
2 -	1:09.853	2.765	101.99	16:16:05.010
3 -	1:08.777	1.689	103.59	16:17:13.787
4 -	1:07.983	0.895	104.80	16:18:21.770
5 -	1:07.533	0.445	105.49	16:19:29.303
6 -	1:08.024	0.936	104.73	16:20:37.327
7 -	1:07.868	0.780	104.97	16:21:45.195
8 -	1:07.702	0.614	105.23	16:22:52.897
9 -	1:08.295	1.207	104.32	16:24:01.192
10 -	1:08.480	1.392	104.03	16:25:09.672
11 -	1:07.323	0.235	105.82	16:26:16.995
12 -	1:07.118 (3)	0.030	106.15	16:27:24.113
13 -	1:07.109 (2)	0.021	106.16	16:28:31.222
14 -	1:07.524	0.436	105.51	16:29:38.746
15 -	1:07.785	0.697	105.10	16:30:46.531
16 -	1:07.668	0.580	105.28	16:31:54.199
17 -	1:07.778	0.690	105.11	16:33:01.977
18 -	<b>1:07.088 (1)</b>		<b>106.19</b>	<b>16:34:09.065</b>

P2 5 Jérôme de SADELEER				
LAP	LAP TIME	DIFF	MPH	TIME OF DAY
1 -	1:14.718	7.844	95.35	16:14:56.682
2 -	1:10.098	3.224	101.63	16:16:06.780
3 -	1:08.254	1.380	104.38	16:17:15.034
4 -	1:07.257	0.383	105.93	16:18:22.291
5 -	1:07.384	0.510	105.73	16:19:29.675
6 -	1:08.007	1.133	104.76	16:20:37.682
7 -	1:07.995	1.121	104.78	16:21:45.677
8 -	1:07.413	0.539	105.68	16:22:53.090
9 -	1:08.364	1.490	104.21	16:24:01.454
10 -	1:07.643	0.769	105.32	16:25:09.097
11 -	1:06.982 (2)	0.108	106.36	16:26:16.079
12 -	1:07.150	0.276	106.10	16:27:23.229
13 -	<b>1:06.874 (1)</b>		<b>106.53</b>	<b>16:28:30.103</b>
14 -	1:07.963	1.089	104.83	16:29:38.066
15 -	1:08.188	1.314	104.48	16:30:46.254
16 -	1:07.818	0.944	105.05	16:31:54.072
17 -	1:07.481	0.607	105.57	16:33:01.553
18 -	1:06.992 (3)	0.118	106.35	16:34:08.545

P3 2 Chris PREEN				
LAP	LAP TIME	DIFF	MPH	TIME OF DAY
1 -	1:15.521	6.933	94.33	16:14:57.485
2 -	1:10.774	2.186	100.66	16:16:08.259
3 -	1:09.308	0.720	102.79	16:17:17.567
4 -	1:08.926	0.338	103.36	16:18:26.493
5 -	1:08.914	0.326	103.38	16:19:35.407
6 -	1:08.834 (3)	0.246	103.50	16:20:44.241
7 -	1:09.017	0.429	103.23	16:21:53.258
8 -	1:09.148	0.560	103.03	16:23:02.406
9 -	<b>1:08.588 (1)</b>		<b>103.87</b>	<b>16:24:10.994</b>
10 -	1:08.906	0.318	103.39	16:25:19.900
11 -	1:09.136	0.548	103.05	16:26:29.036
12 -	1:09.203	0.615	102.95	16:27:38.239
13 -	1:09.013	0.425	103.23	16:28:47.252
14 -	1:09.261	0.673	102.86	16:29:56.513
15 -	1:08.951	0.363	103.32	16:31:05.464
16 -	1:08.789 (2)	0.201	103.57	16:32:14.253
17 -	1:09.237	0.649	102.90	16:33:23.490
18 -	1:09.122	0.534	103.07	16:34:32.612

DIFF = Difference To Personal Best Lap

P4 28 Elliot GOODMAN				
LAP	LAP TIME	DIFF	MPH	TIME OF DAY
1 -	1:18.400	10.565	90.87	16:15:00.364
2 -	1:11.682	3.847	99.39	16:16:12.046
3 -	1:09.707	1.872	102.20	16:17:21.753
4 -	1:08.957	1.122	103.32	16:18:30.710
5 -	1:09.286	1.451	102.82	16:19:39.996
6 -	1:08.989	1.154	103.27	16:20:48.985
7 -	1:08.198	0.363	104.46	16:21:57.183
8 -	1:08.144	0.309	104.55	16:23:05.327
9 -	1:08.150	0.315	104.54	16:24:13.477
10 -	<b>1:07.835 (1)</b>		<b>105.02</b>	<b>16:25:21.312</b>
11 -	1:07.877 (2)	0.042	104.96	16:26:29.189
12 -	1:09.194	1.359	102.96	16:27:38.383
13 -	1:09.082	1.247	103.13	16:28:47.465
14 -	1:09.285	1.450	102.83	16:29:56.750
15 -	1:10.447	2.612	101.13	16:31:07.197
16 -	1:08.133 (3)	0.298	104.56	16:32:15.330
17 -	1:08.460	0.625	104.07	16:33:23.790
18 -	1:09.174	1.339	102.99	16:34:32.964

P5 75 Chris SHORT				
LAP	LAP TIME	DIFF	MPH	TIME OF DAY
1 -	1:17.195	9.558	92.29	16:14:59.159
2 -	1:13.571	5.934	96.84	16:16:12.730
3 -	1:09.848	2.211	102.00	16:17:22.578
4 -	1:09.274	1.637	102.84	16:18:31.852
5 -	1:08.596	0.959	103.86	16:19:40.448
6 -	1:09.755	2.118	102.13	16:20:50.203
7 -	1:08.377	0.740	104.19	16:21:58.580
8 -	1:07.928	0.291	104.88	16:23:06.508
9 -	<b>1:07.637 (1)</b>		<b>105.33</b>	<b>16:24:14.145</b>
10 -	1:07.773 (2)	0.136	105.12	16:25:21.918
11 -	1:07.786 (3)	0.149	105.10	16:26:29.704
12 -	1:08.891	1.254	103.41	16:27:38.595
13 -	1:09.212	1.575	102.93	16:28:47.807
14 -	1:09.524	1.887	102.47	16:29:57.331
15 -	1:09.996	2.359	101.78	16:31:07.327
16 -	1:08.446	0.809	104.09	16:32:15.773
17 -	1:08.258	0.621	104.37	16:33:24.031
18 -	1:15.577	7.940	94.26	16:34:39.608

P6 8 Spencer BOURNE				
LAP	LAP TIME	DIFF	MPH	TIME OF DAY
1 -	1:17.949	9.046	91.40	16:14:59.913
2 -	1:10.439	1.536	101.14	16:16:10.352
3 -	1:10.165	1.262	101.54	16:17:20.517
4 -	1:09.949	1.046	101.85	16:18:30.466
5 -	1:09.392	0.489	102.67	16:19:39.858
6 -	1:10.740	1.837	100.71	16:20:50.598
7 -	1:09.342	0.439	102.74	16:21:59.940
8 -	1:09.235	0.332	102.90	16:23:09.175
9 -	1:09.256	0.353	102.87	16:24:18.431
10 -	1:09.058	0.155	103.16	16:25:27.489
11 -	1:09.174	0.271	102.99	16:26:36.663
12 -	1:09.378	0.475	102.69	16:27:46.041
13 -	1:08.915 (2)	0.012	103.38	16:28:54.956
14 -	1:09.156	0.253	103.02	16:30:04.112
15 -	<b>1:08.903 (1)</b>		<b>103.40</b>	<b>16:31:13.015</b>
16 -	1:09.080	0.177	103.13	16:32:22.095
17 -	1:09.016 (3)	0.113	103.23	16:33:31.111

Weather / Track : Cloudy / Dry

Donington Park National  
Circuit Length = 1.9790 miles  
Start: 16:13 Flag 16:34 End: 16:35

# MSVR Club Car Championships - Donington Park - 28th/29th September 2019

## Radical Challenge Championship

### RACE 7 - LAP ANALYSIS

DIFF = Difference To Personal Best Lap

18 - 1:09.258 0.355 102.87 16:34:40.369

<b>P7 14 John MacLEOD</b>				
LAP	LAP TIME	DIFF	MPH	TIME OF DAY
1 -	1:18.983	10.297	90.20	16:15:00.947
2 -	1:13.439	4.753	97.01	16:16:14.386
3 -	1:09.914	1.228	101.90	16:17:24.300
4 -	1:09.550	0.864	102.43	16:18:33.850
5 -	1:09.219	0.533	102.92	16:19:43.069
6 -	1:09.080	0.394	103.13	16:20:52.149
7 -	1:08.891	0.205	103.41	16:22:01.040
8 -	1:09.151	0.465	103.03	16:23:10.191
9 -	1:08.805 (2)	0.119	103.54	16:24:18.996
10 -	1:09.421	0.735	102.62	16:25:28.417
11 -	1:09.190	0.504	102.97	16:26:37.607
12 -	1:09.132	0.446	103.05	16:27:46.739
13 -	1:09.173	0.487	102.99	16:28:55.912
14 -	1:08.826 (3)	0.140	103.51	16:30:04.738
15 -	1:09.128	0.442	103.06	16:31:13.866
16 -	1:09.545	0.859	102.44	16:32:23.411
17 -	1:09.358	0.672	102.72	16:33:32.769
<b>18 -</b>	<b>1:08.686 (1)</b>		<b>103.72</b>	<b>16:34:41.455</b>

<b>P8 29 Marcello MARATEOTTO</b>				
LAP	LAP TIME	DIFF	MPH	TIME OF DAY
1 -	1:21.623	13.314	87.28	16:15:03.587
2 -	1:11.519	3.210	99.61	16:16:15.106
3 -	1:11.198	2.889	100.06	16:17:26.304
4 -	1:09.595	1.286	102.37	16:18:35.899
5 -	1:09.710	1.401	102.20	16:19:45.609
6 -	1:09.267	0.958	102.85	16:20:54.876
7 -	1:09.050	0.741	103.18	16:22:03.926
8 -	1:08.827	0.518	103.51	16:23:12.753
9 -	1:08.887	0.578	103.42	16:24:21.640
10 -	1:08.690 (3)	0.381	103.72	16:25:30.330
11 -	1:08.660 (2)	0.351	103.76	16:26:38.990
<b>12 -</b>	<b>1:08.309 (1)</b>		<b>104.30</b>	<b>16:27:47.299</b>
13 -	1:08.847	0.538	103.48	16:28:56.146
14 -	1:09.587	1.278	102.38	16:30:05.733
15 -	1:08.777	0.468	103.59	16:31:14.510
16 -	1:09.252	0.943	102.87	16:32:23.762
17 -	1:09.565	1.256	102.41	16:33:33.327
18 -	1:09.287	0.978	102.82	16:34:42.614

<b>P9 10 John CAUDWELL</b>				
LAP	LAP TIME	DIFF	MPH	TIME OF DAY
1 -	1:24.055	15.128	84.76	16:15:06.019
2 -	1:12.038	3.111	98.90	16:16:18.057
3 -	1:10.158	1.231	101.55	16:17:28.215
4 -	1:09.890	0.963	101.94	16:18:38.105
5 -	1:09.895	0.968	101.93	16:19:48.000
6 -	1:09.805	0.878	102.06	16:20:57.805
7 -	1:09.654	0.727	102.28	16:22:07.459
8 -	1:09.661	0.734	102.27	16:23:17.120
9 -	1:09.104 (2)	0.177	103.10	16:24:26.224
10 -	1:09.497	0.570	102.51	16:25:35.721
11 -	1:09.359	0.432	102.72	16:26:45.080
12 -	1:09.388	0.461	102.67	16:27:54.468
<b>13 -</b>	<b>1:08.927 (1)</b>		<b>103.36</b>	<b>16:29:03.395</b>
14 -	1:09.165 (3)	0.238	103.00	16:30:12.560
15 -	1:10.342	1.415	101.28	16:31:22.902
16 -	1:09.901	0.974	101.92	16:32:32.803

DIFF = Difference To Personal Best Lap

17 - 1:10.421 1.494 101.17 16:33:43.224

18 - 1:10.333 1.406 101.29 16:34:53.557

<b>P10 66 Brian CAUDWELL</b>				
LAP	LAP TIME	DIFF	MPH	TIME OF DAY
1 -	1:15.923	7.649	93.83	16:14:57.887
2 -	1:31.896	23.622	77.52	16:16:29.783
3 -	1:11.780	3.506	99.25	16:17:41.563
4 -	1:10.839	2.565	100.57	16:18:52.402
5 -	1:09.287	1.013	102.82	16:20:01.689
6 -	1:09.321	1.047	102.77	16:21:11.010
7 -	1:08.841	0.567	103.49	16:22:19.851
8 -	1:09.216	0.942	102.93	16:23:29.067
9 -	1:09.903	1.629	101.92	16:24:38.970
10 -	1:08.842	0.568	103.49	16:25:47.812
11 -	1:08.703	0.429	103.70	16:26:56.515
12 -	1:08.684	0.410	103.73	16:28:05.199
13 -	1:08.671	0.397	103.75	16:29:13.870
14 -	1:08.311 (3)	0.037	104.29	16:30:22.181
15 -	1:08.293 (2)	0.019	104.32	16:31:30.474
16 -	1:09.426	1.152	102.62	16:32:39.900
17 -	1:08.616	0.342	103.83	16:33:48.516
<b>18 -</b>	<b>1:08.274 (1)</b>		<b>104.35</b>	<b>16:34:56.790</b>

<b>P11 25 Martin VERITY</b>				
LAP	LAP TIME	DIFF	MPH	TIME OF DAY
1 -	1:26.665	17.514	82.20	16:15:08.629
2 -	1:12.036	2.885	98.90	16:16:20.665
3 -	1:10.477	1.326	101.09	16:17:31.142
4 -	1:10.433	1.282	101.15	16:18:41.575
5 -	1:10.060	0.909	101.69	16:19:51.635
6 -	1:09.497 (3)	0.346	102.51	16:21:01.132
7 -	1:09.492 (2)	0.341	102.52	16:22:10.624
8 -	1:09.748	0.597	102.14	16:23:20.372
<b>9 -</b>	<b>1:09.151 (1)</b>		<b>103.03</b>	<b>16:24:29.523</b>
10 -	1:09.961	0.810	101.83	16:25:39.484
11 -	1:09.905	0.754	101.91	16:26:49.389
12 -	1:10.001	0.850	101.77	16:27:59.390
13 -	1:10.251	1.100	101.41	16:29:09.641
14 -	1:10.074	0.923	101.67	16:30:19.715
15 -	1:10.322	1.171	101.31	16:31:30.037
16 -	1:10.939	1.788	100.43	16:32:40.976
17 -	1:09.894	0.743	101.93	16:33:50.870
18 -	1:09.805	0.654	102.06	16:35:00.675

<b>P12 31 Rod GOODMAN</b>				
LAP	LAP TIME	DIFF	MPH	TIME OF DAY
1 -	1:19.172	10.834	89.98	16:15:01.136
2 -	1:43.985	35.647	68.51	16:16:45.121
3 -	1:09.379	1.041	102.69	16:17:54.500
4 -	1:09.173	0.835	102.99	16:19:03.673
5 -	1:09.567	1.229	102.41	16:20:13.240
6 -	1:09.075	0.737	103.14	16:21:22.315
7 -	1:09.479	1.141	102.54	16:22:31.794
8 -	1:09.551	1.213	102.43	16:23:41.345
9 -	1:08.738	0.400	103.64	16:24:50.083
10 -	1:08.627	0.289	103.81	16:25:58.710
11 -	1:09.946	1.608	101.85	16:27:08.656
12 -	1:08.608 (3)	0.270	103.84	16:28:17.264
13 -	1:09.300	0.962	102.80	16:29:26.564
14 -	1:08.644	0.306	103.79	16:30:35.208
15 -	1:08.914	0.576	103.38	16:31:44.122

Donington Park National  
Circuit Length = 1.9790 miles  
Start: 16:13 Flag 16:34 End: 16:35

Weather / Track : Cloudy / Dry

# MSVR Club Car Championships - Donington Park - 28th/29th September 2019

## Radical Challenge Championship

### RACE 7 - LAP ANALYSIS

DIFF = Difference To Personal Best Lap

16 -	1:08.891	0.553	103.41	16:32:53.013
17 -	1:08.593 (2)	0.255	103.86	16:34:01.606
<b>18 -</b>	<b>1:08.338 (1)</b>		<b>104.25</b>	<b>16:35:09.944</b>

DIFF = Difference To Personal Best Lap

2 -	1:14.381	3.863	95.78	16:16:18.465
3 -	1:11.916	1.398	99.06	16:17:30.381
4 -	1:11.063 (3)	0.545	100.25	16:18:41.444
5 -	1:12.306	1.788	98.53	16:19:53.750
<b>6 -</b>	<b>1:10.518 (1)</b>		<b>101.03</b>	<b>16:21:04.268</b>
7 -	1:10.999 (2)	0.481	100.34	16:22:15.267
8 -	1:12.139	1.621	98.76	16:23:27.406
9 -	1:13.930	3.412	96.37	16:24:41.336
10 -	1:17.456 P	6.938	91.98	16:25:58.792

#### P13 44 Nick HULL

LAP	LAP TIME	DIFF	MPH	TIME OF DAY
1 -	1:26.041	15.482	82.80	16:15:08.005
2 -	1:13.827	3.268	96.50	16:16:21.832
3 -	1:12.817	2.258	97.84	16:17:34.649
4 -	1:12.386	1.827	98.42	16:18:47.035
5 -	1:12.167	1.608	98.72	16:19:59.202
6 -	1:11.715	1.156	99.34	16:21:10.917
7 -	1:12.371	1.812	98.44	16:22:23.288
8 -	1:11.708	1.149	99.35	16:23:34.996
<b>9 -</b>	<b>1:10.559 (1)</b>		<b>100.97</b>	<b>16:24:45.555</b>
10 -	1:11.256	0.697	99.98	16:25:56.811
11 -	1:12.786	2.227	97.88	16:27:09.597
12 -	1:11.100	0.541	100.20	16:28:20.697
13 -	1:11.573	1.014	99.54	16:29:32.270
14 -	1:10.607 (2)	0.048	100.90	16:30:42.877
15 -	1:10.850 (3)	0.291	100.55	16:31:53.727
16 -	1:11.846	1.287	99.16	16:33:05.573
17 -	1:11.924	1.365	99.05	16:34:17.497

#### P17 69 Marcus CLUTTON

LAP	LAP TIME	DIFF	MPH	TIME OF DAY
1 -	1:19.268	11.222	89.87	16:15:01.232
2 -	1:14.675	6.629	95.40	16:16:15.907
3 -	1:12.971	4.925	97.63	16:17:28.878
<b>4 -</b>	<b>1:08.046 (1)</b>		<b>104.70</b>	<b>16:18:36.924</b>
5 -	1:11.329	3.283	99.88	16:19:48.253
6 -	1:08.143 (2)	0.097	104.55	16:20:56.396
7 -	1:09.328 (3)	1.282	102.76	16:22:05.724
8 -	1:33.493 P	25.447	76.20	16:23:39.217

#### P18 98 Joe STABLES

LAP	LAP TIME	DIFF	MPH	TIME OF DAY
1 -	1:49.495 P		65.06	16:15:31.459

#### P14 33 Amir FEYZULIN

LAP	LAP TIME	DIFF	MPH	TIME OF DAY
1 -	1:26.646	12.517	82.22	16:15:08.610
2 -	1:16.121	1.992	93.59	16:16:24.731
3 -	1:15.549	1.420	94.30	16:17:40.280
4 -	1:15.402	1.273	94.48	16:18:55.682
5 -	1:14.920	0.791	95.09	16:20:10.602
6 -	1:14.911 (3)	0.782	95.10	16:21:25.513
7 -	1:14.183 (2)	0.054	96.04	16:22:39.696
<b>8 -</b>	<b>1:14.129 (1)</b>		<b>96.11</b>	<b>16:23:53.825</b>
9 -	1:15.739	1.610	94.06	16:25:09.564
10 -	1:22.895 P	8.766	85.94	16:26:32.459
11 -	3:14.593	2:00.464	36.61	16:29:47.052
12 -	1:25.103 P	10.974	83.71	16:31:12.155
13 -	2:05.334	51.205	56.84	16:33:17.489
14 -	1:23.054	8.925	85.78	16:34:40.543

#### P15 4 Dominik JACKSON

LAP	LAP TIME	DIFF	MPH	TIME OF DAY
1 -	1:12.167	5.253	98.72	16:14:54.131
2 -	1:10.292	3.378	101.35	16:16:04.423
3 -	1:08.554	1.640	103.92	16:17:12.977
4 -	1:07.876	0.962	104.96	16:18:20.853
5 -	1:07.219 (3)	0.305	105.99	16:19:28.072
6 -	1:07.721	0.807	105.20	16:20:35.793
7 -	1:07.550	0.636	105.47	16:21:43.343
8 -	1:07.327	0.413	105.82	16:22:50.670
9 -	1:07.528	0.614	105.50	16:23:58.198
10 -	1:07.742	0.828	105.17	16:25:05.940
11 -	1:07.247	0.333	105.94	16:26:13.187
<b>12 -</b>	<b>1:06.914 (1)</b>		<b>106.47</b>	<b>16:27:20.101</b>
13 -	1:06.932 (2)	0.018	106.44	16:28:27.033
14 -	1:08.261	1.347	104.37	16:29:35.294

#### P16 55 Chris HEADLAM

LAP	LAP TIME	DIFF	MPH	TIME OF DAY
1 -	1:22.120	11.602	86.75	16:15:04.084

Weather / Track : Cloudy / Dry

Donington Park National  
Circuit Length = 1.9790 miles  
Start: 16:13 Flag 16:34 End: 16:35

# MSVR Club Car Championships - Donington Park - 28th/29th September 2019

## Radical Challenge Championship

### RACE 7 - STATISTICS

**Competitors Started** 18  
**Planned Start** 2019-09-28 @ 16:11:00.000  
**Actual Start** 2019-09-28 @ 16:13:41.963  
**Finish Time** 2019-09-28 @ 16:34:08.008  
**Track Length** 1.9790mi.  
**Total Laps** 280  
**Total Distance Covered** 554.1388mi.

#### Session Fastest Lap History

NO	NAME	LAP TIME	TIME OF DAY	LAP	VEHICLE
4	Dominik JACKSON	1:10.292	16:16:04.433	2	RAW Motorsport
11	Jac CONSTABLE	1:09.853	16:16:05.019	2	Fix Auto with Hart GT
4	Dominik JACKSON	1:08.554	16:17:12.984	3	RAW Motorsport
5	Jérôme de SADELEER	1:08.254	16:17:15.042	3	360 Racing
4	Dominik JACKSON	1:07.876	16:18:20.861	4	RAW Motorsport
5	Jérôme de SADELEER	1:07.257	16:18:22.300	4	360 Racing
4	Dominik JACKSON	1:07.219	16:19:28.081	5	RAW Motorsport
5	Jérôme de SADELEER	1:06.982	16:26:16.089	11	360 Racing
4	Dominik JACKSON	1:06.914	16:27:20.110	12	RAW Motorsport
5	Jérôme de SADELEER	1:06.874	16:28:30.114	13	360 Racing

#### Session Leader History

NO	NAME	FROM LAP	LAPS LED	DISTANCE	VEHICLE
4	Dominik JACKSON	1	14	27.66 miles	RAW Motorsport
5	Jérôme de SADELEER	15	4	7.91 miles	360 Racing

#### Flag History

TYPE	TIME OF DAY
GREEN	16:13:41.963
FINISH	16:34:08.008

#### Flag Statistics

TYPE	COUNT	TOTAL LAPS	TOTAL TIME
Green	1	18	21:31.668
Red	0	0	0.000
Safety Car	0	0	0.000
FCY	0	0	0.000

Weather / Track : Cloudy / Dry

These results are provisional until the conclusion of any judicial and technical matters.

Donington Park National  
Circuit Length = 1.9790 miles  
Start: 16:13 Flag 16:34 End: 16:35

Clerk Of Course :		Timekeeper :
-------------------	--	--------------




# MSVR Club Car Championships - Donington Park - 28th/29th September 2019

## Radical Challenge Championship

### RACE 12 - GRID (50 minutes)

ROW 11	21	24	Peter BROOKES	22	52	Mark RICHARDS
ROW 10	19	18	Mark WILLIAMS	20	23	Jason RISHOVER
ROW 9	17	69	Marcus CLUTTON	18	98	Joe STABLES
ROW 8	15	4	Dominik JACKSON	16	55	Chris HEADLAM
ROW 7	13	44	Nick HULL	14	33	Amir FEYZULIN
ROW 6	11	25	Martin VERITY	12	31	Rod GOODMAN
ROW 5	9	10	John CAUDWELL	10	66	Brian CAUDWELL
ROW 4	7	14	John MacLEOD	8	29	Marcello MARATEOTTO
ROW 3	5	75	Chris SHORT	6	8	Spencer BOURNE
ROW 2	3	2	Chris PREEN	4	28	Elliot GOODMAN
ROW 1	1	11	Jac CONSTABLE	2	5	Jérôme de SADELEER

**Pole**



Donington Park National  
Circuit Length = 1.9790 miles

**These results are provisional until the conclusion of any judicial and technical matters.**

Clerk Of Course :	Steward :	Timekeeper :
-------------------	-----------	--------------

# MSVR Club Car Championships - Donington Park - 28th/29th September 2019

## Radical Challenge Championship

### RACE 12 - CLASSIFICATION

POS	NO	NAME	ENTRY	LAPS	TIME	GAP	DIFF	MPH	BEST	ON
1	11	Jac CONSTABLE	Fix Auto with Hart GT	36	51:09.856			83.50	1:09.138	33
2	69	Marcus CLUTTON	Valour Racing	36	51:19.243	9.387	9.387	83.25	1:09.410	32
3	4	Dominik JACKSON	RAW Motorsport	36	51:24.291	14.435	5.048	83.11	1:09.714	33
4	2	Chris PREEN	Valour Racing	36	51:25.217	15.361	0.926	83.08	1:10.237	31
5	98	Joe STABLES	Privateer	36	51:35.969	26.113	10.752	82.80	1:09.735	31
6	8	Spencer BOURNE	RAW Motorsport	36	52:10.062	1:00.206	34.093	81.89	1:11.626	33
7	55	C HEADLAM/D HEADLAM	Lanan Racing	36	52:22.315	1:12.459	12.253	81.58	1:11.442	32
8	14	John MacLEOD	RAW Motorsport	35	51:26.648	1 Lap	1 Lap	80.74	1:13.481	32
9	28	Elliot GOODMAN	RAW Motorsport	35	51:37.087	1 Lap	10.439	80.47	1:10.650	32
10	18	Mark WILLIAMS	Radical Works Team	35	51:39.622	1 Lap	2.535	80.40	1:10.557	32
11	5	Jérôme de SADELEER	360 Racing	35	51:42.691	1 Lap	3.069	80.32	1:08.290	31
12	44	AVERY/HULL	Full Throttle Motorsport	35	51:53.726	1 Lap	11.035	80.04	1:15.479	28
13	24	Peter BROOKES	RAW Motorsport	35	52:08.145	1 Lap	14.419	79.67	1:11.941	31
14	10	John CAUDWELL	Scorpio	35	52:15.204	1 Lap	7.059	79.49	1:14.611	32
15	33	FEYZULIN/ZAKHAROV	Radical Works Team	34	52:21.798	2 Laps	1 Lap	77.05	1:16.981	31
16	66	Brian CAUDWELL	Scorpio	32	51:14.284	4 Laps	2 Laps	74.11	1:10.297	30
17	25*	Martin VERITY	360 Racing	32	51:22.668	4 Laps	8.384	73.91	1:11.970	28
NOT CLASSIFIED										
DNF	52	Mark RICHARDS	360 Racing	15	26:03.157	21 Laps	17 Laps	68.28	1:16.048	13
DNF	75	Chris SHORT	Radical Works Team	5	8:54.008	31 Laps	10 Laps	66.45	1:20.156	5
DNF	31	Rod GOODMAN	RAW Motorsport	0						
DNF	23	Jason RISHOVER	360 Racing	0						

#### FASTEST LAP

5	Jérôme de SADELEER	360 Racing	31	1:08.290	104.32 mph	167.90 kph
---	--------------------	------------	----	----------	------------	------------

Car 25 - Stop go penalty applied - incorrect manning levels

Weather / Track : Showers / Wet

These results are provisional until the conclusion of any judicial and technical matters.

Donington Park National  
Circuit Length = 1.9790 miles  
Start: 10:38 Flag 11:29 End: 11:30

Clerk Of Course :	Steward :	Timekeeper :
-------------------	-----------	--------------

# MSVR Club Car Championships - Donington Park - 28th/29th September 2019

## Radical Challenge Championship

### RACE 12 - LAP CHART

LAP 1 @ 10:39:44.127			LAP 2 @ 10:41:53.708			LAP 3 @ 10:43:59.266			LAP 4 @ 10:45:55.646			LAP 5 @ 10:47:11.981		
NO	BEHIND	LAP TIME	NO	BEHIND	LAP TIME	NO	BEHIND	LAP TIME	NO	BEHIND	LAP TIME	NO	BEHIND	LAP TIME
5		1:20.547	5		2:09.581	5		2:05.558	5		1:56.380	5		1:16.335
11	0.531	1:21.078	11	0.483	2:09.533	11	0.660	2:05.735	11	0.256	1:55.976	11	1.685	1:17.764
28	4.337	1:24.884	28	1.308	2:06.552	28	1.577	2:05.827	28	1.036	1:55.839	69	4.288	1:18.567
75	5.393	1:25.940	2	2.970	2:06.976	2	2.793	2:05.381	2	1.593	1:55.180	28	4.886	1:20.185
2	5.575	1:26.122	75	3.740	2:07.928	75	3.657	2:05.475	75	1.786	1:54.509	2	5.203	1:19.945
69	6.073	1:26.620	69	4.493	2:08.001	69	4.082	2:05.147	69	2.056	1:54.354	75	5.607	1:20.156
66	6.442	1:26.989	66	4.964	2:08.103	66	5.654	2:06.248	66	2.555	1:53.281	4	6.421	1:18.552
98	7.386	1:27.933	98	5.835	2:08.030	98	6.394	2:06.117	98	2.813	1:52.799	98	6.914	1:20.436
14	8.177	1:28.724	14	7.020	2:08.424	14	6.978	2:05.516	14	3.425	1:52.827	66	7.448	1:21.228
8	9.550	1:30.097	8	7.673	2:07.704	8	7.979	2:05.864	8	3.878	1:52.279	14	7.954	1:20.864
4	10.134	1:30.681	4	8.355	2:07.802	4	8.645	2:05.848	4	4.204	1:51.939	8	8.237	1:20.694
25	10.983	1:31.530	25	8.825	2:07.423	25	9.597	2:06.330	25	4.956	1:51.739	25	9.679	1:21.058
18	12.210	1:32.757	18	9.370	2:06.741	18	10.545	2:06.733	18	5.283	1:51.118	18	10.167	1:21.219
33	13.487	1:34.034	33	10.130	2:06.224	33	11.149	2:06.577	33	5.937	1:51.168	33	10.934	1:21.332
44	18.446	1:38.993	44	11.229	2:02.364	44	12.125	2:06.454	44	6.768	1:51.023	44	12.707	1:22.274
10	20.423	1:40.970	10	12.127	2:01.285	10	12.850	2:06.281	10	7.080	1:50.610	52	13.387	1:22.173
52	21.391	1:41.938	52	13.376	2:01.566	52	14.063	2:06.245	52	7.549	1:49.866	10	13.684	1:22.939
24	23.006	1:43.553	24	14.051	2:00.626	24	15.061	2:06.568	24	8.151	1:49.470	24	13.965	1:22.149
55	26.792	1:47.339	55	15.639	1:58.428	55	16.163	2:06.082	55	9.151	1:49.368	55	18.585	1:25.769

Weather / Track : Showers / Wet

Results can be found at [www.tsl-timing.com](http://www.tsl-timing.com)

Page 1 of 8

Donington Park National  
Circuit Length = 1.9790 miles  
Start: 10:38 Flag 11:29 End: 11:30

Printed - 11:32 Sunday, 29 September 2019

# MSVR Club Car Championships - Donington Park - 28th/29th September 2019

## Radical Challenge Championship

### RACE 12 - LAP CHART

LAP 6 @ 10:48:27.667			LAP 7 @ 10:50:24.523			LAP 8 @ 10:52:20.523			LAP 9 @ 10:53:34.773			LAP 10 @ 10:54:49.231		
NO	BEHIND	LAP TIME	NO	BEHIND	LAP TIME	NO	BEHIND	LAP TIME	NO	BEHIND	LAP TIME	NO	BEHIND	LAP TIME
<b>5</b>		1:15.686	<b>5</b>		1:56.856	<b>5</b>		1:56.000	<b>5</b>		1:14.250	<b>5</b>		1:14.458
<b>11</b>	2.950	1:16.951	<b>11</b>	0.502	1:54.408	<b>11</b>	0.430	1:55.928	<b>11</b>	1.952	1:15.772	<b>11</b>	3.206	1:15.712
<b>69</b>	5.222	1:16.620	<b>69</b>	1.229	1:52.863	<b>69</b>	0.897	1:55.668	<b>69</b>	2.736	1:16.089	<b>69</b>	3.692	1:15.414
<b>28</b>	8.724	1:19.524	<b>28</b>	2.118	1:50.250	<b>28</b>	1.776	1:55.658	<b>28</b>	5.018	1:17.492	<b>28</b>	7.797	1:17.237
<b>2</b>	8.841	1:19.324	<b>2</b>	2.682	1:50.697	<b>2</b>	2.384	1:55.702	<b>2</b>	5.918	1:17.784	<b>4</b>	7.994	1:16.309
<b>98</b>	9.478	1:18.250	<b>98</b>	3.094	1:50.472	<b>98</b>	2.688	1:55.594	<b>4</b>	6.143	1:17.213	<b>2</b>	9.021	1:17.561
<b>4</b>	10.371	1:19.636	<b>4</b>	3.623	1:50.108	<b>4</b>	3.180	1:55.557	<b>98</b>	6.396	1:17.958	<b>98</b>	9.681	1:17.743
<b>66</b>	10.914	1:19.152	<b>66</b>	4.430	1:50.372	<b>66</b>	4.199	1:55.769	<b>66</b>	7.785	1:17.836	<b>66</b>	9.895	1:16.568
<b>14</b>	12.584	1:20.316	<b>14</b>	5.145	1:49.417	<b>14</b>	4.749	1:55.604	<b>8</b>	8.939	1:18.319	<b>8</b>	12.140	1:17.659
<b>8</b>	13.085	1:20.534	<b>8</b>	5.930	1:49.701	<b>8</b>	4.870	1:54.940	<b>14</b>	9.973	1:19.474	<b>14</b>	14.164	1:18.649
<b>25</b>	13.788	1:19.795	<b>25</b>	6.404	1:49.472	<b>25</b>	5.353	1:54.949	<b>25</b>	10.801	1:19.698	<b>25</b>	14.817	1:18.474
<b>18</b>	14.239	1:19.758	<b>18</b>	7.014	1:49.631	<b>18</b>	5.815	1:54.801	<b>18</b>	11.145	1:19.580	<b>18</b>	15.788	1:19.101
<b>33</b>	16.095	1:20.847	<b>33</b>	7.835	1:48.596	<b>33</b>	6.583	1:54.748	<b>52</b>	11.569	1:18.889	<b>52</b>	16.090	1:18.979
<b>52</b>	17.835	1:20.134	<b>52</b>	9.087	1:48.108	<b>52</b>	6.930	1:53.843	<b>33</b>	13.239	1:20.906	<b>10</b>	19.404	1:20.165
<b>10</b>	19.541	1:21.543	<b>10</b>	10.010	1:47.325	<b>10</b>	7.697	1:53.687	<b>10</b>	13.697	1:20.250	<b>33</b>	20.470	1:21.689
<b>24</b>	21.677	1:23.398	<b>24</b>	10.831	1:46.010	<b>24</b>	8.397	1:53.566	<b>24</b>	14.246	1:20.099	<b>24</b>	20.519	1:20.731
<b>44</b>	23.333	1:26.312	<b>44</b>	11.568	1:45.091	<b>44</b>	9.097	1:53.529	<b>44</b>	15.376	1:20.529	<b>44</b>	20.761	1:19.843
<b>55</b>	33.808	1:30.909	<b>55</b>	12.548	1:35.596	<b>55</b>	9.917	1:53.369	<b>55</b>	19.591	1:23.924	<b>55</b>	26.807	1:21.674

Weather / Track : Showers / Wet

# MSVR Club Car Championships - Donington Park - 28th/29th September 2019

## Radical Challenge Championship

### RACE 12 - LAP CHART

LAP 11 @ 10:56:03.876			LAP 12 @ 10:57:17.457			LAP 13 @ 10:58:30.912			LAP 14 @ 10:59:44.394			LAP 15 @ 11:00:57.270		
NO	BEHIND	LAP TIME	NO	BEHIND	LAP TIME	NO	BEHIND	LAP TIME	NO	BEHIND	LAP TIME	NO	BEHIND	LAP TIME
5		1:14.645	5		1:13.581	5		1:13.455	5		1:13.482	5		1:12.876
11	3.589	1:15.028	11	4.284	1:14.276	11	5.399	1:14.570	11	6.072	1:14.155	11	7.070	1:13.874
69	3.825	1:14.778	69	4.998	1:14.754	69	6.287	1:14.744	69	6.914	1:14.109	69	8.174	1:14.136
4	8.314	1:14.965	4	9.305	1:14.572	4	10.724	1:14.874	4	13.750	1:16.508 P	2	20.610	1:14.232
28	10.490	1:17.338	28	13.584	1:16.675	28	16.401	1:16.272	2	19.254	1:15.751	98	22.244	1:14.648
2	11.068	1:16.692	2	14.129	1:16.642	2	16.985	1:16.311	28	20.450	1:17.531	66	23.342	1:15.505
98	11.410	1:16.374	98	14.377	1:16.548	98	17.323	1:16.401	98	20.472	1:16.631	28	24.499	1:16.925
66	11.880	1:16.630	66	14.662	1:16.363	66	17.959	1:16.752	66	20.713	1:16.236	8	26.558	1:15.344
8	14.886	1:17.391	8	18.359	1:17.054	8	21.379	1:16.475	8	24.090	1:16.193	14	34.566	1:17.623
14	17.083	1:17.564	14	21.965	1:18.463	52	25.429	1:16.048	52	29.680	1:17.733 P	25	35.070	1:17.527
25	18.291	1:18.119	25	22.592	1:17.882	14	26.203	1:17.693	14	29.819	1:17.098	18	35.385	1:17.617
18	18.525	1:17.382	52	22.836	1:17.616	25	26.851	1:17.714	25	30.419	1:17.050	10	42.066	1:17.239
52	18.801	1:17.356	18	23.249	1:18.305	18	27.241	1:17.447	18	30.644	1:16.885	33	45.195	1:18.065
10	23.947	1:19.188	10	28.530	1:18.164	10	33.012	1:17.937	10	37.703	1:18.173	24	45.433	1:17.739
33	25.454	1:19.629	33	31.050	1:19.177	33	35.783	1:18.188	33	40.006	1:17.705	55	58.497	1:23.384
24	25.859	1:19.985	24	31.495	1:19.217	24	36.207	1:18.167	24	40.570	1:17.845			
44	26.482	1:20.366	44	32.048	1:19.147	44	36.686	1:18.093	44	44.522	1:21.318 P			
55	31.757	1:19.595	55	38.052	1:19.876	55	44.565	1:19.968	55	47.989	1:16.906			

Weather / Track : Showers / Wet

Results can be found at [www.tsl-timing.com](http://www.tsl-timing.com)

Page 3 of 8

Donington Park National  
 Circuit Length = 1.9790 miles  
 Start: 10:38 Flag 11:29 End: 11:30

Printed - 11:32 Sunday, 29 September 2019

# MSVR Club Car Championships - Donington Park - 28th/29th September 2019

## Radical Challenge Championship

### RACE 12 - LAP CHART

LAP 16 @ 11:02:11.888			LAP 17 @ 11:03:32.183			LAP 18 @ 11:04:45.839			LAP 19 @ 11:05:59.449			LAP 20 @ 11:07:15.635		
NO	BEHIND	LAP TIME	NO	BEHIND	LAP TIME	NO	BEHIND	LAP TIME	NO	BEHIND	LAP TIME	NO	BEHIND	LAP TIME
5		1:14.618 P	11		1:13.611	11		1:13.656	11		1:13.610	11		1:16.186 P
11	6.684	1:14.232	69	3.075	1:15.736 P	2	14.449	1:13.845	5	2 Laps	3:54.428	5	2 Laps	1:17.129
69	7.634	1:14.078	2	14.260	1:13.890	98	17.525	1:14.059	69	1 Lap	2:35.620	24	2 Laps	3:04.074
2	20.665	1:14.673	98	17.122	1:14.653	4	1 Lap	1:14.272	2	14.980	1:14.141	69	1 Lap	1:16.009
98	22.764	1:15.138	4	1 Lap	1:15.531	28	24.422	1:16.005	98	21.065	1:17.150 P	2	16.210	1:17.416 P
4	1 Lap	2:39.394	28	22.073	1:15.975	8	25.013	1:15.548	4	1 Lap	1:13.214	4	1 Lap	1:13.836
28	26.393	1:16.512	8	23.121	1:15.577	14	38.881	1:17.723	28	29.985	1:19.173 P	44	1 Lap	1:25.943
8	27.839	1:15.899	14	34.814	1:18.137	18	39.191	1:17.329	8	31.081	1:19.678 P	66	3 Laps	6:43.356
66	27.934	1:19.210 P	25	35.151	1:18.048	25	42.608	1:21.113 P	18	47.396	1:21.815 P	5	1 Lap	2:00.580
14	36.972	1:17.024	18	35.518	1:18.032	10	44.795	1:16.988	14	48.573	1:23.302 P	24	1 Lap	1:59.384
25	37.398	1:16.946	10	41.463	1:17.139	33	54.180	1:21.543 P	10	52.837	1:21.652 P	69	2:11.135	1:59.883
18	37.781	1:17.014	33	46.293	1:17.612	44	1 Lap	1:17.303	44	1 Lap	1:19.345	4	2:11.681	1:52.925
10	44.619	1:17.171	24	49.318	1:20.478 P	55	1:02.090	1:17.806	55	1:08.817	1:20.337 P	33	1 Lap	4:02.765
33	48.976	1:18.399	52	2 Laps	4:12.663							98	2:27.636	3:22.757
24	49.135	1:18.320	44	1 Lap	1:18.231							8	2:28.364	3:13.469
44	1 Lap	2:41.613	55	57.940	1:16.801							10	2:28.859	2:52.208
55	1:01.434	1:17.555										55	2:30.538	2:37.907
												14	2:33.541	3:01.154
												44	2:34.108	1:18.392

Weather / Track : Showers / Wet

Results can be found at [www.tsl-timing.com](http://www.tsl-timing.com)

Page 4 of 8

Donington Park National  
Circuit Length = 1.9790 miles  
Start: 10:38 Flag 11:29 End: 11:30

Printed - 11:32 Sunday, 29 September 2019

# MSVR Club Car Championships - Donington Park - 28th/29th September 2019

## Radical Challenge Championship

### RACE 12 - LAP CHART

LAP 21 @ 11:09:57.840			LAP 22 @ 11:11:34.010			LAP 23 @ 11:13:34.610			LAP 24 @ 11:15:21.769			LAP 25 @ 11:16:33.384		
NO	BEHIND	LAP TIME	NO	BEHIND	LAP TIME	NO	BEHIND	LAP TIME	NO	BEHIND	LAP TIME	NO	BEHIND	LAP TIME
11		2:42.205	11		1:36.170	11		2:00.600	11		1:47.159	11		1:11.615
28	1 Lap	3:39.589	28	1 Lap	1:25.974	28	1 Lap	2:00.085	28	1 Lap	1:47.627	28	1 Lap	1:13.839
2	21.288	2:47.283	2	1.788	1:16.670	2	1.096	1:59.908	2	1.598	1:47.661	2	3.605	1:13.622
18	1 Lap	3:39.767	18	1 Lap	1:16.725	25	3 Laps	1:31.216	25	3 Laps	1:47.216	5	1 Lap	1:12.477
5	1 Lap	2:00.257	25	3 Laps	6:37.504	18	1 Lap	2:00.327	18	1 Lap	1:41.289	69	5.454	1:11.648
24	1 Lap	1:59.960	5	1 Lap	1:27.523	5	1 Lap	1:11.311	5	1 Lap	1:22.035	18	1 Lap	1:14.881
69	1:28.184	1:59.254	24	1 Lap	1:31.934	24	1 Lap	1:15.083	24	1 Lap	1:14.751	4	7.182	1:12.925
4	1:28.529	1:59.053	69	1:23.181	1:31.167	69	37.666	1:15.085	69	5.421	1:14.914	98	7.872	1:12.886
98	1:29.109	1:43.678	4	1:23.721	1:31.362	4	38.431	1:15.310	4	5.872	1:14.600	24	1 Lap	1:16.041
8	1:29.783	1:43.624	98	1:24.329	1:31.390	98	39.282	1:15.553	98	6.601	1:14.478	25	3 Laps	1:20.691
10	1:30.352	1:43.698	8	1:27.658	1:34.045	8	45.319	1:18.261	8	14.480	1:16.320	8	17.453	1:14.588
55	1:31.761	1:43.428	10	1:32.145	1:37.963	10	50.641	1:19.096	10	20.548	1:17.066	55	24.457	1:14.978
66	3 Laps	2:07.208	55	1:33.640	1:38.049	55	52.312	1:19.272	55	21.094	1:15.941	66	3 Laps	1:14.749
33	1 Lap	1:49.160	66	3 Laps	1:38.185	66	3 Laps	1:19.236	66	3 Laps	1:15.482	10	26.914	1:17.981
14	1:34.881	1:43.545	33	1 Lap	1:38.408	33	1 Lap	1:24.104	33	1 Lap	1:19.350	14	37.047	1:16.322
44	1:35.667	1:43.764	14	1:36.564	1:37.853	14	1:00.497	1:24.533	14	32.340	1:19.002	33	1 Lap	1:19.074
			44	1:37.222	1:37.725	44	1:00.941	1:24.319	44	32.890	1:19.108	44	39.621	1:18.346

Weather / Track : Showers / Wet

Results can be found at [www.tsl-timing.com](http://www.tsl-timing.com)

Page 5 of 8

Donington Park National  
 Circuit Length = 1.9790 miles  
 Start: 10:38 Flag 11:29 End: 11:30

Printed - 11:32 Sunday, 29 September 2019

# MSVR Club Car Championships - Donington Park - 28th/29th September 2019

## Radical Challenge Championship

### RACE 12 - LAP CHART

LAP 26 @ 11:17:44.202			LAP 27 @ 11:18:56.662			LAP 28 @ 11:20:08.268			LAP 29 @ 11:21:18.801			LAP 30 @ 11:22:29.340		
NO	BEHIND	LAP TIME	NO	BEHIND	LAP TIME	NO	BEHIND	LAP TIME	NO	BEHIND	LAP TIME	NO	BEHIND	LAP TIME
11		1:10.818	11		1:12.460	11		1:11.606	11		1:10.533	11		1:10.539
2	6.027	1:13.240	2	6.600	1:13.033	2	7.041	1:12.047	69	7.502	1:10.857	69	6.731	1:09.768
69	6.408	1:11.772	69	7.129	1:13.181	69	7.178	1:11.655	2	7.940	1:11.432	33	2 Laps	1:19.195
28	1 Lap	1:15.611	4	9.638	1:13.586	4	9.401	1:11.369	4	9.194	1:10.326	2	7.792	1:10.391
4	8.512	1:12.148	98	9.984	1:13.116	98	10.135	1:11.757	98	10.103	1:10.501	4	8.406	1:09.751
98	9.328	1:12.274	28	1 Lap	1:15.374	28	1 Lap	1:12.297	28	1 Lap	1:12.029	98	9.501	1:09.937
18	1 Lap	1:14.223	18	1 Lap	1:15.303	18	1 Lap	1:12.533	18	1 Lap	1:12.027	28	1 Lap	1:11.755
24	1 Lap	1:13.610	24	1 Lap	1:16.262	24	1 Lap	1:14.436	24	1 Lap	1:13.105	18	1 Lap	1:11.540
25	3 Laps	1:17.470	8	25.229	1:16.536	8	27.716	1:14.093	8	30.599	1:13.416	24	1 Lap	1:12.352
8	21.153	1:14.518	25	3 Laps	1:23.305 P	66	3 Laps	1:12.641	5	1 Lap	1:09.938	5	1 Lap	1:09.865
66	3 Laps	1:15.374	66	3 Laps	1:13.821	5	1 Lap	1:10.981	55	40.292	1:13.958	8	33.461	1:13.401
55	30.190	1:16.551	5	1 Lap	1:12.699	55	36.867	1:14.449	66	3 Laps	1:22.270	55	42.173	1:12.420
5	1 Lap	1:39.458	55	34.024	1:16.294	10	45.499	1:17.143	10	50.912	1:15.946	66	3 Laps	1:13.034
10	34.626	1:18.530	10	39.962	1:17.796	14	50.864	1:14.957	14	54.438	1:14.107	10	57.157	1:16.784
14	43.329	1:17.100	14	47.513	1:16.644	44	53.453	1:15.479	44	58.730	1:15.810	14	57.567	1:13.668
44	45.709	1:16.906	44	49.580	1:16.331	25	3 Laps	1:38.397	25	3 Laps	1:13.632	25	3 Laps	1:14.025
33	1 Lap	1:20.464	33	1 Lap	1:23.132	33	1 Lap	1:20.576				44	1:06.060	1:17.869

Weather / Track : Showers / Wet

Results can be found at [www.tsl-timing.com](http://www.tsl-timing.com)

Page 6 of 8

Donington Park National  
 Circuit Length = 1.9790 miles  
 Start: 10:38 Flag 11:29 End: 11:30

Printed - 11:32 Sunday, 29 September 2019



# MSVR Club Car Championships - Donington Park - 28th/29th September 2019

## Radical Challenge Championship

### RACE 12 - LAP CHART

LAP 31 @ 11:23:39.248			LAP 32 @ 11:24:48.522			LAP 33 @ 11:25:57.660			LAP 34 @ 11:27:07.900			LAP 35 @ 11:28:19.189		
NO	BEHIND	LAP TIME	NO	BEHIND	LAP TIME	NO	BEHIND	LAP TIME	NO	BEHIND	LAP TIME	NO	BEHIND	LAP TIME
11		1:09.908	11		1:09.274	11		1:09.138	11		1:10.240	11		1:11.289
69	6.333	1:09.510	44	1 Lap	1:18.061	69	6.828	1:09.497	14	1 Lap	1:14.248	25	4 Laps	1:17.492
2	8.121	1:10.237	69	6.469	1:09.410	4	10.647	1:09.714	25	4 Laps	1:13.465	69	8.938	1:14.002
4	8.417	1:09.919	2	9.628	1:10.781	2	11.449	1:10.959	69	6.225	1:09.637	14	1 Lap	1:18.784
98	9.328	1:09.735	4	10.071	1:10.928	98	11.934	1:10.324	4	11.147	1:10.740	4	12.886	1:13.028
33	2 Laps	1:18.497	98	10.748	1:10.694	44	1 Lap	1:21.182	2	11.879	1:10.670	98	14.181	1:13.257
28	1 Lap	1:11.159	28	1 Lap	1:11.218	28	1 Lap	1:10.650	98	12.213	1:10.519	2	14.221	1:13.631
18	1 Lap	1:11.096	18	1 Lap	1:11.360	18	1 Lap	1:10.557	28	1 Lap	1:12.207	28	1 Lap	1:15.625
24	1 Lap	1:12.094	33	2 Laps	1:17.452	5	1 Lap	1:09.507	18	1 Lap	1:12.881	18	1 Lap	1:16.455
5	1 Lap	1:09.154	24	1 Lap	1:11.941	33	2 Laps	1:16.981	44	1 Lap	1:21.759	5	1 Lap	1:14.043
8	35.732	1:12.179	5	1 Lap	1:08.290	24	1 Lap	1:12.745	5	1 Lap	1:09.656	44	1 Lap	1:21.028
55	44.339	1:12.074	8	38.704	1:12.246	8	41.192	1:11.626	10	1 Lap	1:53.871	24	1 Lap	1:20.638
66	3 Laps	1:11.482	55	46.507	1:11.442	55	49.251	1:11.882	24	1 Lap	1:21.238	8	55.383	1:20.176
10	1:02.385	1:15.136	66	3 Laps	1:11.527	66	3 Laps	1:10.297	33	2 Laps	1:23.202	10	1 Lap	1:24.540
14	1:02.518	1:14.859	14	1:06.725	1:13.481				8	46.496	1:15.544	33	2 Laps	1:26.082
25	3 Laps	1:11.970	10	1:07.722	1:14.611				66	3 Laps	1:12.126	55	1:02.353	1:19.861
			25	3 Laps	1:12.449				55	53.781	1:14.770			

Weather / Track : Showers / Wet

Results can be found at [www.tsl-timing.com](http://www.tsl-timing.com)

Page 7 of 8

Donington Park National  
 Circuit Length = 1.9790 miles  
 Start: 10:38 Flag 11:29 End: 11:30

Printed - 11:32 Sunday, 29 September 2019

# MSVR Club Car Championships - Donington Park - 28th/29th September 2019

## Radical Challenge Championship

### RACE 12 - LAP CHART

**LAP 36 @ 11:29:33.436**

NO	BEHIND	LAP TIME
11		1:14.247
66	4 Laps	1:37.254
69	9.387	1:14.696
25	4 Laps	1:18.969
4	14.435	1:15.796
2	15.361	1:15.387
14	1 Lap	1:21.949
98	26.113	1:26.179
28	1 Lap	1:16.194
18	1 Lap	1:15.393
5	1 Lap	1:15.052
44	1 Lap	1:19.876
24	1 Lap	1:20.576
8	1:00.206	1:19.070
10	1 Lap	1:24.129
33	2 Laps	1:26.917
55	1:12.459	1:24.353

Weather / Track : Showers / Wet

Results can be found at [www.tsl-timing.com](http://www.tsl-timing.com)

Page 8 of 8

Donington Park National  
Circuit Length = 1.9790 miles  
Start: 10:38 Flag 11:29 End: 11:30

Printed - 11:32 Sunday, 29 September 2019

# MSVR Club Car Championships - Donington Park - 28th/29th September 2019

## Radical Challenge Championship

### RACE 12 - LAP ANALYSIS

DIFF = Difference To Personal Best Lap

P1 11 Jac CONSTABLE				
LAP	LAP TIME	DIFF	MPH	TIME OF DAY
1 -	1:21.078	11.940	87.87	10:39:44.658
2 -	2:09.533	1:00.395	55.00	10:41:54.191
3 -	2:05.735	56.597	56.66	10:43:59.926
4 -	1:55.976	46.838	61.43	10:45:55.902
5 -	1:17.764	8.626	91.61	10:47:13.666
6 -	1:16.951	7.813	92.58	10:48:30.617
7 -	1:54.408	45.270	62.27	10:50:25.025
8 -	1:55.928	46.790	61.45	10:52:20.953
9 -	1:15.772	6.634	94.02	10:53:36.725
10 -	1:15.712	6.574	94.10	10:54:52.437
11 -	1:15.028	5.890	94.95	10:56:07.465
12 -	1:14.276	5.138	95.92	10:57:21.741
13 -	1:14.570	5.432	95.54	10:58:36.311
14 -	1:14.155	5.017	96.07	10:59:50.466
15 -	1:13.874	4.736	96.44	11:01:04.340
16 -	1:14.232	5.094	95.97	11:02:18.572
17 -	1:13.611	4.473	96.78	11:03:32.183
18 -	1:13.656	4.518	96.72	11:04:45.839
19 -	1:13.610	4.472	96.78	11:05:59.449
20 -	1:16.186	7.048	93.51	11:07:15.635
21 -	2:42.205	1:33.067	43.92	11:09:57.840
22 -	1:36.170	27.032	74.08	11:11:34.010
23 -	2:00.600	51.462	59.07	11:13:34.610
24 -	1:47.159	38.021	66.48	11:15:21.769
25 -	1:11.615	2.477	99.48	11:16:33.384
26 -	1:10.818	1.680	100.60	11:17:44.202
27 -	1:12.460	3.322	98.32	11:18:56.662
28 -	1:11.606	2.468	99.49	11:20:08.268
29 -	1:10.533	1.395	101.01	11:21:18.801
30 -	1:10.539	1.401	101.00	11:22:29.340
31 -	1:09.908 (3)	0.770	101.91	11:23:39.248
32 -	1:09.274 (2)	0.136	102.84	11:24:48.522
33 -	1:09.138 (1)		103.04	11:25:57.660
34 -	1:10.240	1.102	101.43	11:27:07.900
35 -	1:11.289	2.151	99.94	11:28:19.189
36 -	1:14.247	5.109	95.95	11:29:33.436

P2 69 Marcus CLUTTON				
LAP	LAP TIME	DIFF	MPH	TIME OF DAY
1 -	1:26.620	17.210	82.25	10:39:50.200
2 -	2:08.001	58.591	55.66	10:41:58.201
3 -	2:05.147	55.737	56.93	10:44:03.348
4 -	1:54.354	44.944	62.30	10:45:57.702
5 -	1:18.567	9.157	90.68	10:47:16.269
6 -	1:16.620	7.210	92.98	10:48:32.889
7 -	1:52.863	43.453	63.12	10:50:25.752
8 -	1:55.668	46.258	61.59	10:52:21.420
9 -	1:16.089	6.679	93.63	10:53:37.509
10 -	1:15.414	6.004	94.47	10:54:52.923
11 -	1:14.778	5.368	95.27	10:56:07.701
12 -	1:14.754	5.344	95.30	10:57:22.455
13 -	1:14.744	5.334	95.32	10:58:37.199
14 -	1:14.109	4.699	96.13	10:59:51.308
15 -	1:14.136	4.726	96.10	11:01:05.444
16 -	1:14.078	4.668	96.17	11:02:19.522
17 -	1:15.736	6.326	94.07	11:03:35.258
18 -	2:35.620	1:26.210	45.78	11:06:10.878
19 -	1:16.009	6.599	93.73	11:07:26.887
20 -	1:59.883	50.473	59.42	11:09:26.770
21 -	1:59.254	49.844	59.74	11:11:26.024
22 -	1:31.167	21.757	78.14	11:12:57.191

DIFF = Difference To Personal Best Lap

23 -	1:15.085	5.675	94.88	11:14:12.276
24 -	1:14.914	5.504	95.10	11:15:27.190
25 -	1:11.648	2.238	99.43	11:16:38.838
26 -	1:11.772	2.362	99.26	11:17:50.610
27 -	1:13.181	3.771	97.35	11:19:03.791
28 -	1:11.655	2.245	99.42	11:20:15.446
29 -	1:10.857	1.447	100.54	11:21:26.303
30 -	1:09.768	0.358	102.11	11:22:36.071
31 -	1:09.510 (3)	0.100	102.49	11:23:45.581
32 -	1:09.410 (1)		102.64	11:24:54.991
33 -	1:09.497 (2)	0.087	102.51	11:26:04.488
34 -	1:09.637	0.227	102.31	11:27:14.125
35 -	1:14.002	4.592	96.27	11:28:28.127
36 -	1:14.696	5.286	95.38	11:29:42.823

P3 4 Dominik JACKSON				
LAP	LAP TIME	DIFF	MPH	TIME OF DAY
1 -	1:30.681	20.967	78.56	10:39:54.261
2 -	2:07.802	58.088	55.74	10:42:02.063
3 -	2:05.848	56.134	56.61	10:44:07.911
4 -	1:51.939	42.225	63.64	10:45:59.850
5 -	1:18.552	8.838	90.69	10:47:18.402
6 -	1:19.636	9.922	89.46	10:48:38.038
7 -	1:50.108	40.394	64.70	10:50:28.146
8 -	1:55.557	45.843	61.65	10:52:23.703
9 -	1:17.213	7.499	92.27	10:53:40.916
10 -	1:16.309	6.595	93.36	10:54:57.225
11 -	1:14.965	5.251	95.03	10:56:12.190
12 -	1:14.572	4.858	95.54	10:57:26.762
13 -	1:14.874	5.160	95.15	10:58:41.636
14 -	1:16.508	6.794	93.12	10:59:58.144
15 -	2:39.394	1:29.680	44.69	11:02:37.538
16 -	1:15.531	5.817	94.32	11:03:53.069
17 -	1:14.272	4.558	95.92	11:05:07.341
18 -	1:13.214	3.500	97.31	11:06:20.555
19 -	1:13.836	4.122	96.49	11:07:34.391
20 -	1:52.925	43.211	63.09	11:09:27.316
21 -	1:59.053	49.339	59.84	11:11:26.369
22 -	1:31.362	21.648	77.98	11:12:57.731
23 -	1:15.310	5.596	94.60	11:14:13.041
24 -	1:14.600	4.886	95.50	11:15:27.641
25 -	1:12.925	3.211	97.69	11:16:40.566
26 -	1:12.148	2.434	98.75	11:17:52.714
27 -	1:13.586	3.872	96.82	11:19:06.300
28 -	1:11.369	1.655	99.82	11:20:17.669
29 -	1:10.326	0.612	101.30	11:21:27.995
30 -	1:09.751 (2)	0.037	102.14	11:22:37.746
31 -	1:09.919 (3)	0.205	101.89	11:23:47.665
32 -	1:10.928	1.214	100.44	11:24:58.593
33 -	1:09.714 (1)		102.19	11:26:08.307
34 -	1:10.740	1.026	100.71	11:27:19.047
35 -	1:13.028	3.314	97.56	11:28:32.075
36 -	1:15.796	6.082	93.99	11:29:47.871

P4 2 Chris PREEN				
LAP	LAP TIME	DIFF	MPH	TIME OF DAY
1 -	1:26.122	15.885	82.72	10:39:49.702
2 -	2:06.976	56.739	56.11	10:41:56.678
3 -	2:05.381	55.144	56.82	10:44:02.059
4 -	1:55.180	44.943	61.85	10:45:57.239
5 -	1:19.945	9.708	89.11	10:47:17.184
6 -	1:19.324	9.087	89.81	10:48:36.508
7 -	1:50.697	40.460	64.36	10:50:27.205

Weather / Track : Showers / Wet

Donington Park National  
Circuit Length = 1.9790 miles  
Start: 10:38 Flag 11:29 End: 11:30

# MSVR Club Car Championships - Donington Park - 28th/29th September 2019

## Radical Challenge Championship

### RACE 12 - LAP ANALYSIS

DIFF = Difference To Personal Best Lap

8 -	1:55.702	45.465	61.57	10:52:22.907
9 -	1:17.784	7.547	91.59	10:53:40.691
10 -	1:17.561	7.324	91.85	10:54:58.252
11 -	1:16.692	6.455	92.89	10:56:14.944
12 -	1:16.642	6.405	92.96	10:57:31.586
13 -	1:16.311	6.074	93.36	10:58:47.897
14 -	1:15.751	5.514	94.05	11:00:03.648
15 -	1:14.232	3.995	95.97	11:01:17.880
16 -	1:14.673	4.436	95.41	11:02:32.553
17 -	1:13.890	3.653	96.42	11:03:46.443
18 -	1:13.845	3.608	96.48	11:05:00.288
19 -	1:14.141	3.904	96.09	11:06:14.429
20 -	1:17.416	P 7.179	92.03	11:07:31.845
21 -	2:47.283	1:37.046	42.59	11:10:19.128
22 -	1:16.670	6.433	92.92	11:11:35.798
23 -	1:59.908	49.671	59.41	11:13:35.706
24 -	1:47.661	37.424	66.17	11:15:23.367
25 -	1:13.622	3.385	96.77	11:16:36.989
26 -	1:13.240	3.003	97.27	11:17:50.229
27 -	1:13.033	2.796	97.55	11:19:03.262
28 -	1:12.047	1.810	98.88	11:20:15.309
29 -	1:11.432	1.195	99.74	11:21:26.741
30 -	1:10.391	(2) 0.154	101.21	11:22:37.132
31 -	1:10.237	(1) 0.544	101.43	11:23:47.369
32 -	1:10.781	0.722	100.65	11:24:58.150
33 -	1:10.959	0.433	100.40	11:26:09.109
34 -	1:10.670	(3) 0.433	100.81	11:27:19.779
35 -	1:13.631	3.394	96.76	11:28:33.410
36 -	1:15.387	5.150	94.50	11:29:48.797

#### P5 98 Joe STABLES

LAP	LAP TIME	DIFF	MPH	TIME OF DAY
1 -	1:27.933	18.198	81.02	10:39:51.513
2 -	2:08.030	58.295	55.64	10:41:59.543
3 -	2:06.117	56.382	56.49	10:44:05.660
4 -	1:52.799	43.064	63.16	10:45:58.459
5 -	1:20.436	10.701	88.57	10:47:18.895
6 -	1:18.250	8.515	91.04	10:48:37.145
7 -	1:50.472	40.737	64.49	10:50:27.617
8 -	1:55.594	45.859	61.63	10:52:23.211
9 -	1:17.958	8.223	91.39	10:53:41.169
10 -	1:17.743	8.008	91.64	10:54:58.912
11 -	1:16.374	6.639	93.28	10:56:15.286
12 -	1:16.548	6.813	93.07	10:57:31.834
13 -	1:16.401	6.666	93.25	10:58:48.235
14 -	1:16.631	6.896	92.97	11:00:04.866
15 -	1:14.648	4.913	95.44	11:01:19.514
16 -	1:15.138	5.403	94.82	11:02:34.652
17 -	1:14.653	4.918	95.43	11:03:49.305
18 -	1:14.059	4.324	96.20	11:05:03.364
19 -	1:17.150	P 7.415	92.34	11:06:20.514
20 -	3:22.757	2:13.022	35.13	11:09:43.271
21 -	1:43.678	33.943	68.71	11:11:26.949
22 -	1:31.390	21.655	77.95	11:12:58.339
23 -	1:15.553	5.818	94.29	11:14:13.892
24 -	1:14.478	4.743	95.66	11:15:28.370
25 -	1:12.886	3.151	97.75	11:16:41.256
26 -	1:12.274	2.539	98.57	11:17:53.530
27 -	1:13.116	3.381	97.44	11:19:06.646
28 -	1:11.757	2.022	99.28	11:20:18.403
29 -	1:10.501	0.766	101.05	11:21:28.904
30 -	1:09.937	(2) 0.202	101.87	11:22:38.841
31 -	1:09.735	(1) 0.959	102.16	11:23:48.576
32 -	1:10.694	0.959	100.78	11:24:59.270

DIFF = Difference To Personal Best Lap

33 -	1:10.324	(3) 0.589	101.31	11:26:09.594
34 -	1:10.519	0.784	101.03	11:27:20.113
35 -	1:13.257	3.522	97.25	11:28:33.370
36 -	1:26.179	16.444	82.67	11:29:59.549

#### P6 8 Spencer BOURNE

LAP	LAP TIME	DIFF	MPH	TIME OF DAY
1 -	1:30.097	18.471	79.07	10:39:53.677
2 -	2:07.704	56.078	55.79	10:42:01.381
3 -	2:05.864	54.238	56.60	10:44:07.245
4 -	1:52.279	40.653	63.45	10:45:59.524
5 -	1:20.694	9.068	88.29	10:47:20.218
6 -	1:20.534	8.908	88.46	10:48:40.752
7 -	1:49.701	38.075	64.94	10:50:30.453
8 -	1:54.940	43.314	61.98	10:52:25.393
9 -	1:18.319	6.693	90.96	10:53:43.712
10 -	1:17.659	6.033	91.74	10:55:01.371
11 -	1:17.391	5.765	92.06	10:56:18.762
12 -	1:17.054	5.428	92.46	10:57:35.816
13 -	1:16.475	4.849	93.16	10:58:52.291
14 -	1:16.193	4.567	93.50	11:00:08.484
15 -	1:15.344	3.718	94.56	11:01:23.828
16 -	1:15.899	4.273	93.87	11:02:39.727
17 -	1:15.577	3.951	94.26	11:03:55.304
18 -	1:15.548	3.922	94.30	11:05:10.852
19 -	1:19.678	P 8.052	89.41	11:06:30.530
20 -	3:13.469	2:01.843	36.82	11:09:43.999
21 -	1:43.624	31.998	68.75	11:11:27.623
22 -	1:34.045	22.419	75.75	11:13:01.668
23 -	1:18.261	6.635	91.03	11:14:19.929
24 -	1:16.320	4.694	93.35	11:15:36.249
25 -	1:14.588	2.962	95.51	11:16:50.837
26 -	1:14.518	2.892	95.60	11:18:05.355
27 -	1:16.536	4.910	93.08	11:19:21.891
28 -	1:14.093	2.467	96.15	11:20:35.984
29 -	1:13.416	1.790	97.04	11:21:49.400
30 -	1:13.401	1.775	97.06	11:23:02.801
31 -	1:12.179	(2) 0.553	98.70	11:24:14.980
32 -	1:12.246	(3) 0.620	98.61	11:25:27.226
33 -	1:11.626	(1) 0.947	99.47	11:26:38.852
34 -	1:15.544	3.918	94.31	11:27:54.396
35 -	1:20.176	8.550	88.86	11:29:14.572
36 -	1:19.070	7.444	90.10	11:30:33.642

#### P7 55 C HEADLAM/D HEADLAM

LAP	LAP TIME	DIFF	MPH	TIME OF DAY
1 -	1:47.339	35.897	66.37	10:40:10.919
2 -	1:58.428	46.986	60.16	10:42:09.347
3 -	2:06.082	54.640	56.50	10:44:15.429
4 -	1:49.368	37.926	65.14	10:46:04.797
5 -	1:25.769	14.327	83.06	10:47:30.566
6 -	1:30.909	19.467	78.37	10:49:01.475
7 -	1:35.596	24.154	74.52	10:50:37.071
8 -	1:53.369	41.927	62.84	10:52:30.440
9 -	1:23.924	12.482	84.89	10:53:54.364
10 -	1:21.674	10.232	87.23	10:55:16.038
11 -	1:19.595	8.153	89.51	10:56:35.633
12 -	1:19.876	8.434	89.19	10:57:55.509
13 -	1:19.968	8.526	89.09	10:59:15.477
14 -	1:16.906	5.464	92.64	11:00:32.383
15 -	1:23.384	11.942	85.44	11:01:55.767
16 -	1:17.555	6.113	91.86	11:03:13.322
17 -	1:16.801	5.359	92.76	11:04:30.123

Weather / Track : Showers / Wet

Donington Park National  
Circuit Length = 1.9790 miles  
Start: 10:38 Flag 11:29 End: 11:30

# MSVR Club Car Championships - Donington Park - 28th/29th September 2019

## Radical Challenge Championship

### RACE 12 - LAP ANALYSIS

DIFF = Difference To Personal Best Lap

18 -	1:17.806	6.364	91.56	11:05:47.929
19 -	<b>1:20.337</b> P	8.895	88.68	<b>11:07:08.266</b>
20 -	2:37.907	1:26.465	45.11	11:09:46.173
21 -	1:43.428	31.986	68.88	11:11:29.601
22 -	1:38.049	26.607	72.66	11:13:07.650
23 -	<b>1:19.272</b>	7.830	89.87	<b>11:14:26.922</b>
24 -	1:15.941	4.499	93.81	11:15:42.863
25 -	1:14.978	3.536	95.02	11:16:57.841
26 -	1:16.551	5.109	93.07	11:18:14.392
27 -	1:16.294	4.852	93.38	11:19:30.686
28 -	1:14.449	3.007	95.69	11:20:45.135
29 -	1:13.958	2.516	96.33	11:21:59.093
30 -	1:12.420	0.978	98.37	11:23:11.513
31 -	1:12.074 (3)	0.632	98.85	11:24:23.587
32 -	<b>1:11.442</b> (1)		<b>99.72</b>	<b>11:25:35.029</b>
33 -	1:11.882 (2)	0.440	99.11	11:26:46.911
34 -	1:14.770	3.328	95.28	11:28:01.681
35 -	1:19.861	8.419	89.21	11:29:21.542
36 -	1:24.353	12.911	84.46	11:30:45.895

#### P8 14 John MacLEOD

LAP	LAP TIME	DIFF	MPH	TIME OF DAY
1 -	1:28.724	15.243	80.30	10:39:52.304
2 -	2:08.424	54.943	55.47	10:42:00.728
3 -	2:05.516	52.035	56.76	10:44:06.244
4 -	1:52.827	39.346	63.14	10:45:59.071
5 -	1:20.864	7.383	88.10	10:47:19.935
6 -	<b>1:20.316</b>	6.835	88.70	<b>10:48:40.251</b>
7 -	1:49.417	35.936	65.11	10:50:29.668
8 -	1:55.604	42.123	61.62	10:52:25.272
9 -	1:19.474	5.993	89.64	10:53:44.746
10 -	1:18.649	5.168	90.58	10:55:03.395
11 -	1:17.564	4.083	91.85	10:56:20.959
12 -	1:18.463	4.982	90.80	10:57:39.422
13 -	1:17.693	4.212	91.70	10:58:57.115
14 -	1:17.098	3.617	92.41	11:00:14.213
15 -	1:17.623	4.142	91.78	11:01:31.836
16 -	1:17.024	3.543	92.49	11:02:48.860
17 -	1:18.137	4.656	91.18	11:04:06.997
18 -	1:17.723	4.242	91.66	11:05:24.720
19 -	1:23.302 P	9.821	85.52	11:06:48.022
20 -	3:01.154	1:47.673	39.32	11:09:49.176
21 -	1:43.545	30.064	68.80	11:11:32.721
22 -	1:37.853	24.372	72.80	11:13:10.574
23 -	1:24.533	11.052	84.28	11:14:35.107
24 -	1:19.002	5.521	90.18	11:15:54.109
25 -	1:16.322	2.841	93.34	11:17:10.431
26 -	1:17.100	3.619	92.40	11:18:27.531
27 -	1:16.644	3.163	92.95	11:19:44.175
28 -	1:14.957	1.476	95.04	11:20:59.132
29 -	1:14.107 (3)	0.626	96.13	11:22:13.239
30 -	1:13.668 (2)	0.187	96.71	11:23:26.907
31 -	1:14.859	1.378	95.17	11:24:41.766
32 -	<b>1:13.481</b> (1)		<b>96.95</b>	<b>11:25:55.247</b>
33 -	1:14.248	0.767	95.95	11:27:09.495
34 -	1:18.784	5.303	90.43	11:28:28.279
35 -	1:21.949	8.468	86.93	11:29:50.228

#### P9 28 Elliot GOODMAN

LAP	LAP TIME	DIFF	MPH	TIME OF DAY
1 -	1:24.884	14.234	83.93	10:39:48.464
2 -	2:06.552	55.902	56.29	10:41:55.016
3 -	2:05.827	55.177	56.62	10:44:00.843

DIFF = Difference To Personal Best Lap

4 -	1:55.839	45.189	61.50	10:45:56.682
5 -	1:20.185	9.535	88.85	10:47:16.867
6 -	<b>1:19.524</b>	8.874	89.59	<b>10:48:36.391</b>
7 -	<b>1:50.250</b>	39.600	64.62	<b>10:50:26.641</b>
8 -	1:55.658	45.008	61.60	10:52:22.299
9 -	1:17.492	6.842	91.94	10:53:39.791
10 -	1:17.237	6.587	92.24	10:54:57.028
11 -	1:17.338	6.688	92.12	10:56:14.366
12 -	1:16.675	6.025	92.92	10:57:31.041
13 -	1:16.272	5.622	93.41	10:58:47.313
14 -	1:17.531	6.881	91.89	11:00:04.844
15 -	1:16.925	6.275	92.61	11:01:21.769
16 -	1:16.512	5.862	93.11	11:02:38.281
17 -	1:15.975	5.325	93.77	11:03:54.256
18 -	1:16.005	5.355	93.73	11:05:10.261
19 -	1:19.173 P	8.523	89.98	11:06:29.434
20 -	<b>3:39.589</b>	2:28.939	32.44	<b>11:10:09.023</b>
21 -	<b>1:25.974</b>	15.324	82.86	<b>11:11:34.997</b>
22 -	<b>2:00.085</b>	49.435	59.32	<b>11:13:35.082</b>
23 -	1:47.627	36.977	66.19	11:15:22.709
24 -	1:13.839	3.189	96.48	11:16:36.548
25 -	1:15.611	4.961	94.22	11:17:52.159
26 -	1:15.374	4.724	94.52	11:19:07.533
27 -	1:12.297	1.647	98.54	11:20:19.830
28 -	1:12.029	1.379	98.91	11:21:31.859
29 -	1:11.755	1.105	99.29	11:22:43.614
30 -	1:11.159 (2)	0.509	100.12	11:23:54.773
31 -	1:11.218 (3)	0.568	100.03	11:25:05.991
32 -	<b>1:10.650</b> (1)		<b>100.84</b>	<b>11:26:16.641</b>
33 -	1:12.207	1.557	98.66	11:27:28.848
34 -	1:15.625	4.975	94.21	11:28:44.473
35 -	1:16.194	5.544	93.50	11:30:00.667

#### P10 18 Mark WILLIAMS

LAP	LAP TIME	DIFF	MPH	TIME OF DAY
1 -	1:32.757	22.200	76.80	10:39:56.337
2 -	2:06.741	56.184	56.21	10:42:03.078
3 -	2:06.733	56.176	56.21	10:44:09.811
4 -	1:51.118	40.561	64.11	10:46:00.929
5 -	1:21.219	10.662	87.72	10:47:22.148
6 -	<b>1:19.758</b>	9.201	89.32	<b>10:48:41.906</b>
7 -	1:49.631	39.074	64.98	10:50:31.537
8 -	1:54.801	44.244	62.06	10:52:26.338
9 -	1:19.580	9.023	89.52	10:53:45.918
10 -	1:19.101	8.544	90.07	10:55:05.019
11 -	1:17.382	6.825	92.07	10:56:22.401
12 -	1:18.305	7.748	90.98	10:57:40.706
13 -	1:17.447	6.890	91.99	10:58:58.153
14 -	1:16.885	6.328	92.66	11:00:15.038
15 -	1:17.617	7.060	91.79	11:01:32.655
16 -	1:17.014	6.457	92.51	11:02:49.669
17 -	1:18.032	7.475	91.30	11:04:07.701
18 -	1:17.329	6.772	92.13	11:05:25.030
19 -	1:21.815 P	11.258	87.08	11:06:46.845
20 -	3:39.767	2:29.210	32.41	11:10:26.612
21 -	1:16.725	6.168	92.85	11:11:43.337
22 -	<b>2:00.327</b>	49.770	59.21	<b>11:13:43.664</b>
23 -	1:41.289	30.732	70.33	11:15:24.953
24 -	1:14.881	4.324	95.14	11:16:39.834
25 -	1:14.223	3.666	95.98	11:17:54.057
26 -	1:15.303	4.746	94.61	11:19:09.360
27 -	1:12.533	1.976	98.22	11:20:21.893
28 -	1:12.027	1.470	98.91	11:21:33.920
29 -	1:11.540	0.983	99.58	11:22:45.460

Weather / Track : Showers / Wet

Donington Park National  
Circuit Length = 1.9790 miles  
Start: 10:38 Flag 11:29 End: 11:30

# MSVR Club Car Championships - Donington Park - 28th/29th September 2019

## Radical Challenge Championship

### RACE 12 - LAP ANALYSIS

DIFF = Difference To Personal Best Lap

30 -	1:11.096 (2)	0.539	100.21	11:23:56.556
31 -	1:11.360 (3)	0.803	99.84	11:25:07.916
<b>32 -</b>	<b>1:10.557 (1)</b>		<b>100.97</b>	<b>11:26:18.473</b>
33 -	1:12.881	2.324	97.75	11:27:31.354
34 -	1:16.455	5.898	93.18	11:28:47.809
35 -	1:15.393	4.836	94.50	11:30:03.202

#### P11 5 Jérôme de SADELEER

LAP	LAP TIME	DIFF	MPH	TIME OF DAY
1 -	1:20.547	12.257	88.45	10:39:44.127
2 -	2:09.581	1:01.291	54.98	10:41:53.708
3 -	2:05.558	57.268	56.74	10:43:59.266
4 -	1:56.380	48.090	61.21	10:45:55.646
5 -	1:16.335	8.045	93.33	10:47:11.981
6 -	1:15.686	7.396	94.13	10:48:27.667
7 -	1:56.856	48.566	60.96	10:50:24.523
8 -	1:56.000	47.710	61.41	10:52:20.523
9 -	1:14.250	5.960	95.95	10:53:34.773
10 -	1:14.458	6.168	95.68	10:54:49.231
11 -	1:14.645	6.355	95.44	10:56:03.876
12 -	1:13.581	5.291	96.82	10:57:17.457
13 -	1:13.455	5.165	96.99	10:58:30.912
14 -	1:13.482	5.192	96.95	10:59:44.394
15 -	1:12.876	4.586	97.76	11:00:57.270
16 -	1:14.618 P	6.328	95.48	11:02:11.888
17 -	3:54.428	2:46.138	30.39	11:06:06.316
18 -	1:17.129	8.839	92.37	11:07:23.445
19 -	2:00.580	52.290	59.08	11:09:24.025
20 -	2:00.257	51.967	59.24	11:11:24.282
21 -	1:27.523	19.233	81.40	11:12:51.805
22 -	1:11.311	3.021	99.90	11:14:03.116
23 -	1:22.035	13.745	86.84	11:15:25.151
24 -	1:12.477	4.187	98.30	11:16:37.628
25 -	1:39.458	31.168	71.63	11:18:17.086
26 -	1:12.699	4.409	98.00	11:19:29.785
27 -	1:10.981	2.691	100.37	11:20:40.766
28 -	1:09.938	1.648	101.87	11:21:50.704
29 -	1:09.865	1.575	101.97	11:23:00.569
30 -	1:09.154 (2)	0.864	103.02	11:24:09.723
<b>31 -</b>	<b>1:08.290 (1)</b>		<b>104.32</b>	<b>11:25:18.013</b>
32 -	1:09.507 (3)	1.217	102.50	11:26:27.520
33 -	1:09.656	1.366	102.28	11:27:37.176
34 -	1:14.043	5.753	96.22	11:28:51.219
35 -	1:15.052	6.762	94.92	11:30:06.271

#### P12 44 AVERY/HULL

LAP	LAP TIME	DIFF	MPH	TIME OF DAY
1 -	1:38.993	23.514	71.97	10:40:02.573
2 -	2:02.364	46.885	58.22	10:42:04.937
3 -	2:06.454	50.975	56.34	10:44:11.391
4 -	1:51.023	35.544	64.17	10:46:02.414
5 -	1:22.274	6.795	86.59	10:47:24.688
6 -	1:26.312	10.833	82.54	10:48:51.000
7 -	1:45.091	29.612	67.79	10:50:36.091
8 -	1:53.529	38.050	62.75	10:52:29.620
9 -	1:20.529	5.050	88.47	10:53:50.149
10 -	1:19.843	4.364	89.23	10:55:09.992
11 -	1:20.366	4.887	88.65	10:56:30.358
12 -	1:19.147	3.668	90.01	10:57:49.505
13 -	1:18.093	2.614	91.23	10:59:07.598
14 -	1:21.318 P	5.839	87.61	11:00:28.916
15 -	2:41.613	1:26.134	44.08	11:03:10.529
16 -	1:18.231	2.752	91.07	11:04:28.760

DIFF = Difference To Personal Best Lap

17 -	1:17.303	1.824	92.16	11:05:46.063
18 -	1:19.345	3.866	89.79	11:07:05.408
19 -	1:25.943	10.464	82.89	11:08:31.351
20 -	1:18.392	2.913	90.88	11:09:49.743
21 -	1:43.764	28.285	68.66	11:11:33.507
22 -	1:37.725	22.246	72.90	11:13:11.232
23 -	1:24.319	8.840	84.49	11:14:35.551
24 -	1:19.108	3.629	90.06	11:15:54.659
25 -	1:18.346	2.867	90.93	11:17:13.005
26 -	1:16.906	1.427	92.64	11:18:29.911
27 -	1:16.331 (3)	0.852	93.33	11:19:46.242
<b>28 -</b>	<b>1:15.479 (1)</b>		<b>94.39</b>	<b>11:21:01.721</b>
29 -	1:15.810 (2)	0.331	93.98	11:22:17.531
30 -	1:17.869	2.390	91.49	11:23:35.400
31 -	1:18.061	2.582	91.27	11:24:53.461
32 -	1:21.182	5.703	87.76	11:26:14.643
33 -	1:21.759	6.280	87.14	11:27:36.402
34 -	1:21.028	5.549	87.92	11:28:57.430
35 -	1:19.876	4.397	89.19	11:30:17.306

#### P13 24 Peter BROOKES

LAP	LAP TIME	DIFF	MPH	TIME OF DAY
1 -	1:43.553	31.612	68.80	10:40:07.133
2 -	2:00.626	48.685	59.06	10:42:07.759
3 -	2:06.568	54.627	56.29	10:44:14.327
4 -	1:49.470	37.529	65.08	10:46:03.797
5 -	1:22.149	10.208	86.72	10:47:25.946
6 -	1:23.398	11.457	85.42	10:48:49.344
7 -	1:46.010	34.069	67.20	10:50:35.354
8 -	1:53.566	41.625	62.73	10:52:28.920
9 -	1:20.099	8.158	88.94	10:53:49.019
10 -	1:20.731	8.790	88.25	10:55:09.750
11 -	1:19.985	8.044	89.07	10:56:29.735
12 -	1:19.217	7.276	89.93	10:57:48.952
13 -	1:18.167	6.226	91.14	10:59:07.119
14 -	1:17.845	5.904	91.52	11:00:24.964
15 -	1:17.739	5.798	91.64	11:01:42.703
16 -	1:18.320	6.379	90.96	11:03:01.023
17 -	1:20.478 P	8.537	88.52	11:04:21.501
18 -	3:04.074	1:52.133	38.70	11:07:25.575
19 -	1:59.384	47.443	59.67	11:09:24.959
20 -	1:59.960	48.019	59.39	11:11:24.919
21 -	1:31.934	19.993	77.49	11:12:56.853
22 -	1:15.083	3.142	94.89	11:14:11.936
23 -	1:14.751	2.810	95.31	11:15:26.687
24 -	1:16.041	4.100	93.69	11:16:42.728
25 -	1:13.610	1.669	96.78	11:17:56.338
26 -	1:16.262	4.321	93.42	11:19:12.600
27 -	1:14.436	2.495	95.71	11:20:27.036
28 -	1:13.105	1.164	97.45	11:21:40.141
29 -	1:12.352 (3)	0.411	98.47	11:22:52.493
30 -	1:12.094 (2)	0.153	98.82	11:24:04.587
<b>31 -</b>	<b>1:11.941 (1)</b>		<b>99.03</b>	<b>11:25:16.528</b>
32 -	1:12.745	0.804	97.93	11:26:29.273
33 -	1:21.238	9.297	87.70	11:27:50.511
34 -	1:20.638	8.697	88.35	11:29:11.149
35 -	1:20.576	8.635	88.42	11:30:31.725

#### P14 10 John CAUDWELL

LAP	LAP TIME	DIFF	MPH	TIME OF DAY
1 -	1:40.970	26.359	70.56	10:40:04.550
2 -	2:01.285	46.674	58.74	10:42:05.835
3 -	2:06.281	51.670	56.41	10:44:12.116

Weather / Track : Showers / Wet

Donington Park National  
Circuit Length = 1.9790 miles  
Start: 10:38 Flag 11:29 End: 11:30

# MSVR Club Car Championships - Donington Park - 28th/29th September 2019

## Radical Challenge Championship

### RACE 12 - LAP ANALYSIS

DIFF = Difference To Personal Best Lap

4 -	1:50.610	35.999	64.41	10:46:02.726
5 -	1:22.939	8.328	85.90	10:47:25.665
6 -	1:21.543	6.932	87.37	10:48:47.208
7 -	1:47.325	32.714	66.38	10:50:34.533
8 -	1:53.687	39.076	62.66	10:52:28.220
9 -	1:20.250	5.639	88.78	10:53:48.470
10 -	1:20.165	5.554	88.87	10:55:08.635
11 -	1:19.188	4.577	89.97	10:56:27.823
12 -	1:18.164	3.553	91.14	10:57:45.987
13 -	1:17.937	3.326	91.41	10:59:03.924
14 -	1:18.173	3.562	91.13	11:00:22.097
15 -	1:17.239	2.628	92.24	11:01:39.336
16 -	1:17.171	2.560	92.32	11:02:56.507
17 -	1:17.139	2.528	92.36	11:04:13.646
18 -	1:16.988	2.377	92.54	11:05:30.634
19 -	1:21.652	7.041	87.25	11:06:52.286
20 -	2:52.208	1:37.597	41.37	11:09:44.494
21 -	1:43.698	29.087	68.70	11:11:28.192
22 -	1:37.963	23.352	72.72	11:13:06.155
23 -	1:19.096	4.485	90.07	11:14:25.251
24 -	1:17.066	2.455	92.44	11:15:42.317
25 -	1:17.981	3.370	91.36	11:17:00.298
26 -	1:18.530	3.919	90.72	11:18:18.828
27 -	1:17.796	3.185	91.58	11:19:36.624
28 -	1:17.143	2.532	92.35	11:20:53.767
29 -	1:15.946	1.335	93.81	11:22:09.713
30 -	1:16.784	2.173	92.78	11:23:26.497
31 -	1:15.136	0.525	94.82	11:24:41.633
32 -	1:14.611	(1)	95.49	11:25:56.244
33 -	1:53.871	39.260	62.56	11:27:50.115
34 -	1:24.540	9.929	84.27	11:29:14.655
35 -	1:24.129	9.518	84.68	11:30:38.784

#### P15 33 FEYZULIN/ZAKHAROV

LAP	LAP TIME	DIFF	MPH	TIME OF DAY
1 -	1:34.034	17.053	75.76	10:39:57.614
2 -	2:06.224	49.243	56.44	10:42:03.838
3 -	2:06.577	49.596	56.28	10:44:10.415
4 -	1:51.168	34.187	64.08	10:46:01.583
5 -	1:21.332	4.351	87.59	10:47:22.915
6 -	1:20.847	3.866	88.12	10:48:43.762
7 -	1:48.596	31.615	65.60	10:50:32.358
8 -	1:54.748	37.767	62.08	10:52:27.106
9 -	1:20.906	3.925	88.06	10:53:48.012
10 -	1:21.689	4.708	87.21	10:55:09.701
11 -	1:19.629	2.648	89.47	10:56:29.330
12 -	1:19.177	2.196	89.98	10:57:48.507
13 -	1:18.188	1.207	91.12	10:59:06.695
14 -	1:17.705	0.724	91.68	11:00:24.400
15 -	1:18.065	1.084	91.26	11:01:42.465
16 -	1:18.399	1.418	90.87	11:03:00.864
17 -	1:17.612	(3)	91.79	11:04:18.476
18 -	1:21.543	P	87.37	11:05:40.019
19 -	4:02.765	2:45.784	29.34	11:09:42.784
20 -	1:49.160	32.179	65.26	11:11:31.944
21 -	1:38.408	21.427	72.39	11:13:10.352
22 -	1:24.104	7.123	84.71	11:14:34.456
23 -	1:19.350	2.369	89.78	11:15:53.806
24 -	1:19.074	2.093	90.10	11:17:12.880
25 -	1:20.464	3.483	88.54	11:18:33.344
26 -	1:23.132	6.151	85.70	11:19:56.476
27 -	1:20.576	3.595	88.42	11:21:17.052
28 -	1:19.195	2.214	89.96	11:22:36.247
29 -	1:18.497	1.516	90.76	11:23:54.744

DIFF = Difference To Personal Best Lap

30 -	1:17.452	(2)	0.471	91.98	11:25:12.196
31 -	1:16.981	(1)		92.55	11:26:29.177
32 -	1:23.202		6.221	85.63	11:27:52.379
33 -	1:26.082		9.101	82.76	11:29:18.461
34 -	1:26.917		9.936	81.97	11:30:45.378

#### P16 66 Brian CAUDWELL

LAP	LAP TIME	DIFF	MPH	TIME OF DAY	
1 -	1:26.989	16.692	81.90	10:39:50.569	
2 -	2:08.103	57.806	55.61	10:41:58.672	
3 -	2:06.248	55.951	56.43	10:44:04.920	
4 -	1:53.281	42.984	62.89	10:45:58.201	
5 -	1:21.228	10.931	87.71	10:47:19.429	
6 -	1:19.152	8.855	90.01	10:48:38.581	
7 -	1:50.372	40.075	64.55	10:50:28.953	
8 -	1:55.769	45.472	61.54	10:52:24.722	
9 -	1:17.836	7.539	91.53	10:53:42.558	
10 -	1:16.568	6.271	93.04	10:54:59.126	
11 -	1:16.630	6.333	92.97	10:56:15.756	
12 -	1:16.363	6.066	93.29	10:57:32.119	
13 -	1:16.752	6.455	92.82	10:58:48.871	
14 -	1:16.236	5.939	93.45	11:00:05.107	
15 -	1:15.505	5.208	94.35	11:01:20.612	
16 -	1:19.210	P	8.913	89.94	11:02:39.822
17 -	6:43.356	5:33.059	17.66	11:09:23.178	
18 -	2:07.208	56.911	56.00	11:11:30.386	
19 -	1:38.185	27.888	72.56	11:13:08.571	
20 -	1:19.236	8.939	89.91	11:14:27.807	
21 -	1:15.482	5.185	94.38	11:15:43.289	
22 -	1:14.749	4.452	95.31	11:16:58.038	
23 -	1:15.374	5.077	94.52	11:18:13.412	
24 -	1:13.821	3.524	96.51	11:19:27.233	
25 -	1:12.641	2.344	98.08	11:20:39.874	
26 -	1:22.270	11.973	86.60	11:22:02.144	
27 -	1:13.034	2.737	97.55	11:23:15.178	
28 -	1:11.482	(2)	1.185	99.67	11:24:26.660
29 -	1:11.527	(3)	1.230	99.60	11:25:38.187
30 -	1:10.297	(1)		101.35	11:26:48.484
31 -	1:12.126		1.829	98.78	11:28:00.610
32 -	1:37.254	26.957	73.25	11:29:37.864	

#### P17 25 Martin VERITY

LAP	LAP TIME	DIFF	MPH	TIME OF DAY	
1 -	1:31.530	19.560	77.83	10:39:55.110	
2 -	2:07.423	55.453	55.91	10:42:02.533	
3 -	2:06.330	54.360	56.39	10:44:08.863	
4 -	1:51.739	39.769	63.76	10:46:00.602	
5 -	1:21.058	9.088	87.89	10:47:21.660	
6 -	1:19.795	7.825	89.28	10:48:41.455	
7 -	1:49.472	37.502	65.08	10:50:30.927	
8 -	1:54.949	42.979	61.98	10:52:25.876	
9 -	1:19.698	7.728	89.39	10:53:45.574	
10 -	1:18.474	6.504	90.78	10:55:04.048	
11 -	1:18.119	6.149	91.20	10:56:22.167	
12 -	1:17.882	5.912	91.47	10:57:40.049	
13 -	1:17.714	5.744	91.67	10:58:57.763	
14 -	1:17.050	5.080	92.46	11:00:14.813	
15 -	1:17.527	5.557	91.89	11:01:32.340	
16 -	1:16.946	4.976	92.59	11:02:49.286	
17 -	1:18.048	6.078	91.28	11:04:07.334	
18 -	1:21.113	P	9.143	87.83	11:05:28.447
19 -	6:37.504	5:25.534	17.92	11:12:05.951	
20 -	1:31.216	19.246	78.10	11:13:37.167	

Weather / Track : Showers / Wet

# MSVR Club Car Championships - Donington Park - 28th/29th September 2019

## Radical Challenge Championship

### RACE 12 - LAP ANALYSIS

DIFF = Difference To Personal Best Lap

21 -	1:47.216	35.246	66.45	11:15:24.383
22 -	1:20.691	8.721	88.29	11:16:45.074
23 -	1:17.470	5.500	91.96	11:18:02.544
24 -	1:23.305 <b>P</b>	11.335	85.52	11:19:25.849
25 -	1:38.397	26.427	72.40	11:21:04.246
26 -	1:13.632	1.662	96.76	11:22:17.878
27 -	1:14.025	2.055	96.24	11:23:31.903
<b>28 -</b>	<b>1:11.970 (1)</b>		<b>98.99</b>	<b>11:24:43.873</b>
29 -	1:12.449 <b>(2)</b>	0.479	98.34	11:25:56.322
30 -	1:13.465 <b>(3)</b>	1.495	96.98	11:27:09.787
31 -	1:17.492	5.522	91.94	11:28:27.279
32 -	1:18.969	6.999	90.22	11:29:46.248

#### P18 52 Mark RICHARDS

LAP	LAP TIME	DIFF	MPH	TIME OF DAY
1 -	1:41.938	25.890	69.89	10:40:05.518
2 -	2:01.566	45.518	58.60	10:42:07.084
3 -	2:06.245	50.197	56.43	10:44:13.329
4 -	1:49.866	33.818	64.84	10:46:03.195
5 -	1:22.173	6.125	86.70	10:47:25.368
6 -	1:20.134	4.086	88.90	10:48:45.502
7 -	1:48.108	32.060	65.90	10:50:33.610
8 -	1:53.843	37.795	62.58	10:52:27.453
9 -	1:18.889	2.841	90.31	10:53:46.342
10 -	1:18.979	2.931	90.20	10:55:05.321
11 -	1:17.356 <b>(2)</b>	1.308	92.10	10:56:22.677
12 -	1:17.616 <b>(3)</b>	1.568	91.79	10:57:40.293
<b>13 -</b>	<b>1:16.048 (1)</b>		<b>93.68</b>	<b>10:58:56.341</b>
14 -	1:17.733 <b>P</b>	1.685	91.65	11:00:14.074
15 -	4:12.663	2:56.615	28.19	11:04:26.737

#### P19 75 Chris SHORT

LAP	LAP TIME	DIFF	MPH	TIME OF DAY
1 -	1:25.940	5.784	82.90	10:39:49.520
2 -	2:07.928	47.772	55.69	10:41:57.448
3 -	2:05.475 <b>(3)</b>	45.319	56.78	10:44:02.923
4 -	1:54.509 <b>(2)</b>	34.353	62.21	10:45:57.432
5 -	1:20.156 <b>(1)</b>		<b>88.88</b>	<b>10:47:17.588</b>



# MSVR Club Car Championships - Donington Park - 28th/29th September 2019

## Radical Challenge Championship

### RACE 12 - PIT STOP ANALYSIS

<b>P1 11 Jac CONSTABLE</b>				
STOP	IN TIME	STOP TIME	TOTAL TIME	OUT TIME
1 -	11:07:15.635	1:26.646	1:26.646	11:08:42.281

<b>P2 2 Chris PREEN</b>				
STOP	IN TIME	STOP TIME	TOTAL TIME	OUT TIME
1 -	11:07:31.845	1:29.748	1:29.748	11:09:01.593

<b>P3 69 Marcus CLUTTON</b>				
STOP	IN TIME	STOP TIME	TOTAL TIME	OUT TIME
1 -	11:03:35.258	1:19.767	1:19.767	11:04:55.025

<b>P4 4 Dominik JACKSON</b>				
STOP	IN TIME	STOP TIME	TOTAL TIME	OUT TIME
1 -	10:59:58.144	1:22.485	1:22.485	11:01:20.629

<b>P5 98 Joe STABLES</b>				
STOP	IN TIME	STOP TIME	TOTAL TIME	OUT TIME
1 -	11:06:20.514	1:41.157	1:41.157	11:08:01.671

<b>P6 8 Spencer BOURNE</b>				
STOP	IN TIME	STOP TIME	TOTAL TIME	OUT TIME
1 -	11:06:30.530	1:36.379	1:36.379	11:08:06.909

<b>P7 10 John CAUDWELL</b>				
STOP	IN TIME	STOP TIME	TOTAL TIME	OUT TIME
1 -	11:06:52.286	1:15.547	1:15.547	11:08:07.833

<b>P8 55 C HEADLAM/D HEADLAM</b>				
STOP	IN TIME	STOP TIME	TOTAL TIME	OUT TIME
1 -	11:07:08.266	1:02.634	1:02.634	11:08:10.900

<b>P9 14 John MacLEOD</b>				
STOP	IN TIME	STOP TIME	TOTAL TIME	OUT TIME
1 -	11:06:48.022	1:32.125	1:32.125	11:08:20.147

<b>P10 44 AVERY/HULL</b>				
STOP	IN TIME	STOP TIME	TOTAL TIME	OUT TIME
1 -	11:00:28.916	2:41.613	2:41.613	11:03:10.529

<b>P11 28 Elliot GOODMAN</b>				
STOP	IN TIME	STOP TIME	TOTAL TIME	OUT TIME
1 -	11:06:29.434	2:18.266	2:18.266	11:08:47.700

<b>P12 18 Mark WILLIAMS</b>				
STOP	IN TIME	STOP TIME	TOTAL TIME	OUT TIME
1 -	11:06:46.845	2:16.810	2:16.810	11:09:03.655

<b>P13 5 Jérôme de SADELEER</b>				
STOP	IN TIME	STOP TIME	TOTAL TIME	OUT TIME
1 -	11:02:11.888	2:38.649	2:38.649	11:04:50.537

<b>P14 24 Peter BROOKES</b>				
STOP	IN TIME	STOP TIME	TOTAL TIME	OUT TIME
1 -	11:04:21.501	1:43.368	1:43.368	11:06:04.869

<b>P15 33 FEYZULIN/ZAKHAROV</b>				
STOP	IN TIME	STOP TIME	TOTAL TIME	OUT TIME
1 -	11:05:40.019	2:20.673	2:20.673	11:08:00.692

<b>P16 25 Martin VERITY</b>				
STOP	IN TIME	STOP TIME	TOTAL TIME	OUT TIME
1 -	11:05:28.447	5:13.687	5:13.687	11:10:42.134

<b>P17 66 Brian CAUDWELL</b>				
STOP	IN TIME	STOP TIME	TOTAL TIME	OUT TIME
1 -	11:02:39.822	4:38.866	4:38.866	11:07:18.688

<b>P18 52 Mark RICHARDS</b>				
STOP	IN TIME	STOP TIME	TOTAL TIME	OUT TIME
1 -	11:00:14.074	2:51.709	2:51.709	11:03:05.783

Weather / Track : Showers / Wet

Results can be found at [www.tsl-timing.com](http://www.tsl-timing.com)

Donington Park National  
Circuit Length = 1.9790 miles  
Start: 10:38 Flag 00:00 End: 00:00

Printed - 11:12 Sunday, 29 September 2019

# MSVR Club Car Championships - Donington Park - 28th/29th September 2019

## Radical Challenge Championship

### RACE 12 - STATISTICS

**Competitors Started** 21  
**Planned Start** 2019-09-29 @ 10:40:00.000  
**Actual Start** 2019-09-29 @ 10:38:23.579  
**Finish Time** 2019-09-29 @ 11:29:32.948  
**Track Length** 1.9790mi.  
**Total Laps** 615  
**Total Distance Covered** 1217.1263mi.

#### Session Fastest Lap History

NO	NAME	LAP TIME	TIME OF DAY	LAP	VEHICLE
5	Jérôme de SADELEER	2:09.581	10:41:53.732	2	360 Racing
11	Jac CONSTABLE	2:09.533	10:41:54.213	2	Fix Auto with Hart GT
28	Elliot GOODMAN	2:06.552	10:41:55.039	2	RAW Motorsport
33	FEYZULIN/ZAKHAROV	2:06.224	10:42:03.857	2	Radical Works Team
44	AVERY/HULL	2:02.364	10:42:04.976	2	Full Throttle Motorsport
10	John CAUDWELL	2:01.285	10:42:05.859	2	Scorpio
24	Peter BROOKES	2:00.626	10:42:07.782	2	RAW Motorsport
55	C HEADLAM/D HEADLAM	1:58.428	10:42:09.361	2	Lanan Racing
5	Jérôme de SADELEER	1:56.380	10:45:55.657	4	360 Racing
11	Jac CONSTABLE	1:55.976	10:45:55.912	4	Fix Auto with Hart GT
28	Elliot GOODMAN	1:55.839	10:45:56.693	4	RAW Motorsport
2	Chris PREEN	1:55.180	10:45:57.236	4	Valour Racing
75	Chris SHORT	1:54.509	10:45:57.439	4	Radical Works Team
69	Marcus CLUTTON	1:54.354	10:45:57.696	4	Valour Racing
66	Brian CAUDWELL	1:53.281	10:45:58.210	4	Scorpio
98	Joe STABLES	1:52.799	10:45:58.469	4	Privateer
8	Spencer BOURNE	1:52.279	10:45:59.537	4	RAW Motorsport
4	Dominik JACKSON	1:51.939	10:45:59.858	4	RAW Motorsport
25	Martin VERITY	1:51.739	10:46:00.611	4	360 Racing
18	Mark WILLIAMS	1:51.118	10:46:00.937	4	Radical Works Team
44	AVERY/HULL	1:51.023	10:46:02.438	4	Full Throttle Motorsport
10	John CAUDWELL	1:50.610	10:46:02.739	4	Scorpio
52	Mark RICHARDS	1:49.866	10:46:03.207	4	360 Racing
24	Peter BROOKES	1:49.470	10:46:03.806	4	RAW Motorsport
55	C HEADLAM/D HEADLAM	1:49.368	10:46:04.807	4	Lanan Racing
5	Jérôme de SADELEER	1:16.335	10:47:11.991	5	360 Racing
5	Jérôme de SADELEER	1:15.686	10:48:27.676	6	360 Racing
5	Jérôme de SADELEER	1:14.250	10:53:34.782	9	360 Racing
5	Jérôme de SADELEER	1:13.581	10:57:17.468	12	360 Racing
5	Jérôme de SADELEER	1:13.455	10:58:30.922	13	360 Racing
5	Jérôme de SADELEER	1:12.876	11:00:57.280	15	360 Racing
5	Jérôme de SADELEER	1:11.311	11:14:03.124	22	360 Racing
11	Jac CONSTABLE	1:10.818	11:17:44.209	26	Fix Auto with Hart GT
11	Jac CONSTABLE	1:10.533	11:21:18.808	29	Fix Auto with Hart GT
4	Dominik JACKSON	1:10.326	11:21:28.004	29	RAW Motorsport
5	Jérôme de SADELEER	1:09.938	11:21:50.716	28	360 Racing
69	Marcus CLUTTON	1:09.768	11:22:36.070	30	Valour Racing
4	Dominik JACKSON	1:09.751	11:22:37.755	30	RAW Motorsport
69	Marcus CLUTTON	1:09.510	11:23:45.576	31	Valour Racing
5	Jérôme de SADELEER	1:09.154	11:24:09.733	30	360 Racing
5	Jérôme de SADELEER	1:08.290	11:25:18.024	31	360 Racing

#### Session Leader History

NO	NAME	FROM LAP	LAPS LED	DISTANCE	VEHICLE
					Donington Park National
					Circuit Length = 1.9790 miles
					Start: 10:38 Flag 11:29 End: 11:30
Weather / Track : Showers / Wet					
These results are provisional until the conclusion of any judicial and technical matters.					
Clerk Of Course :			Timekeeper :		

# MSVR Club Car Championships - Donington Park - 28th/29th September 2019

## Radical Challenge Championship

### RACE 12 - STATISTICS

#### Session Leader History

NO	NAME	FROM LAP	LAPS LED	DISTANCE	VEHICLE
5	Jérôme de SADELEER	1	16	31.62 miles	360 Racing
11	Jac CONSTABLE	17	20	39.58 miles	Fix Auto with Hart GT

#### Flag History

TYPE	TIME OF DAY
GREEN	10:38:23.579
SAFETY	10:39:15.019
GREEN	10:45:54.661
SAFETY	10:48:20.325
GREEN	10:52:19.151
SAFETY	11:06:30.837
GREEN	11:15:20.781
FINISH	11:29:32.948

#### Flag Statistics

TYPE	COUNT	TOTAL LAPS	TOTAL TIME
Green	4	27	32:58.274
Red	0	0	0.000
Safety Car	3	9	19:28.412
FCY	0	0	0.000

Weather / Track : Showers / Wet

These results are provisional until the conclusion of any judicial and technical matters.

Donington Park National  
Circuit Length = 1.9790 miles  
Start: 10:38 Flag 11:29 End: 11:30

Clerk Of Course :	Timekeeper :
-------------------	--------------