



RADICAL CHALLENGE CHAMPIONSHIP

Oulton Park International Circuit

20th July 2019



Results Provided by Timing Solutions Ltd
www.tsl-timing.com

Radical Challenge Championship

QUALIFYING - RACE 2 & 4 - CLASSIFICATION

POS	NO	CL	PIC NAME	ENTRY	TIME	ON	LAPS	GAP	DIFF	MPH
1	4	S	1 Dominik JACKSON	SR3 RSX	1:38.258	5	7			98.63
2	52	S	2 Mark RICHARDS	SR3 RSX	1:38.651	6	7	0.393	0.393	98.23
3	11	S	3 Jac CONSTABLE	SR3 RSX	1:39.171	6	6	0.913	0.520	97.72
4	5	S	4 Jerome DE SADELEER	SR3 RSX	1:39.402	6	7	1.144	0.231	97.49
5	28	S	5 Elliot GOODMAN	SR3 RSX	1:40.430	4	7	2.172	1.028	96.49
6	23	S	6 Jason RISHOVER	SR3 RSX	1:40.904	5	6	2.646	0.474	96.04
7	57	S	7 Brian MURPHY	SR3 RSX	1:41.391	5	6	3.133	0.487	95.58
8	10	S	8 John CAUDWELL	SR3 RSX	1:41.482	5	6	3.224	0.091	95.49
9	66	S	9 Brian CAUDWELL	SR3 RSX	1:41.652	5	6	3.394	0.170	95.33
10	8	S	10 Spencer BOURNE	SR3 RSX	1:41.982	4	5	3.724	0.330	95.02
11	24	S	11 Peter BROOKES	SR3 RSX	1:42.304	5	6	4.046	0.322	94.73
12	111	S	12 Jon MACRAE	SR3 RSX	1:42.382	4	5	4.124	0.078	94.65
13	98	S	13 Joe STABLES	SR3 RSX	1:42.497	5	5	4.239	0.115	94.55
14	31	S	14 Rod GOODMAN	SR3 RSX	1:42.526	5	6	4.268	0.029	94.52
15	44	T	1 HULL / AVERY	SR3 RSX	1:46.281	6	6	8.023	3.755	91.18
16	94	T	2 Oli MARATEOTTO JR	SR3 RSX	1:46.572	6	6	8.314	0.291	90.93
17	74	S	15 Guillaume GRUCHET	SR3 RSX	1:51.973	2	5	13.715	5.401	86.55
18	33	T	3 ZAKHAROV / FEYZULLIN	SR3 RSX	1:54.534	1	1	16.276	2.561	84.61

Weather / Track : Cloudy / Dry

These results are provisional until the conclusion of any judicial and technical matters.

Oulton Park International
Circuit Length = 2.6920 miles
Start: 09:26 Flag 09:43 End: 09:43

Clerk Of Course :	Steward :	Timekeeper :
-------------------	-----------	--------------

Radical Challenge Championship

QUALIFYING - RACE 2 & 4 - 2ND FASTEST CLASSIFICATION

POS	NO	CL	PIC NAME	ENTRY	TIME	ON	LAPS	GAP	DIFF	MPH
1	4	S	1 Dominik JACKSON	SR3 RSX	1:38.258	7	7			98.63
2	52	S	2 Mark RICHARDS	SR3 RSX	1:38.933	7	7	0.675	0.675	97.95
3	11	S	3 Jac CONSTABLE	SR3 RSX	1:39.210	5	6	0.952	0.277	97.68
4	5	S	4 Jerome DE SADELEER	SR3 RSX	1:39.589	7	7	1.331	0.379	97.31
5	28	S	5 Elliot GOODMAN	SR3 RSX	1:40.442	7	7	2.184	0.853	96.48
6	57	S	6 Brian MURPHY	SR3 RSX	1:41.657	6	6	3.399	1.215	95.33
7	66	S	7 Brian CAUDWELL	SR3 RSX	1:41.685	4	6	3.427	0.028	95.30
8	10	S	8 John CAUDWELL	SR3 RSX	1:42.101	4	6	3.843	0.416	94.91
9	23	S	9 Jason RISHOVER	SR3 RSX	1:42.473	3	6	4.215	0.372	94.57
10	8	S	10 Spencer BOURNE	SR3 RSX	1:42.865	5	5	4.607	0.392	94.21
11	31	S	11 Rod GOODMAN	SR3 RSX	1:42.872	4	6	4.614	0.007	94.20
12	111	S	12 Jon MACRAE	SR3 RSX	1:43.212	3	5	4.954	0.340	93.89
13	24	S	13 Peter BROOKES	SR3 RSX	1:44.552	4	6	6.294	1.340	92.69
14	98	S	14 Joe STABLES	SR3 RSX	1:46.418	2	5	8.160	1.866	91.06
15	94	T	1 Oli MARATEOTTO JR	SR3 RSX	1:46.981	4	6	8.723	0.563	90.58
16	44	T	2 HULL / AVERY	SR3 RSX	1:48.115	5	6	9.857	1.134	89.63
17	74	S	15 Guillaume GRUCHET	SR3 RSX	1:52.169	5	5	13.911	4.054	86.39
18	33	T	3 ZAKHAROV / FEYZULLIN	SR3 RSX			1			

Weather / Track : Cloudy / Dry

These results are provisional until the conclusion of any judicial and technical matters.

Oulton Park International
Circuit Length = 2.6920 miles
Start: 09:26 Flag 09:43 End: 09:43

Clerk Of Course :	Steward :	Timekeeper :
-------------------	-----------	--------------

Radical Challenge Championship

QUALIFYING - RACE 2 & 4 - LAP ANALYSIS

DIFF = Difference To Personal Best Lap

P1 4 Dominik JACKSON				
LAP	LAP TIME	DIFF	MPH	TIME OF DAY
1 -	1:43.265	5.007	93.84	09:30:26.192
2 -	1:39.973	1.715	96.93	09:32:06.165
3 -	1:38.992	0.734	97.89	09:33:45.157
4 -	1:38.998	0.740	97.89	09:35:24.155
5 -	1:38.258 (1)		98.63	09:37:02.413
6 -	1:38.689 (3)	0.431	98.20	09:38:41.102
7 -	1:38.258 (1)		98.63	09:40:19.360

P2 52 Mark RICHARDS				
LAP	LAP TIME	DIFF	MPH	TIME OF DAY
1 -	1:45.248	6.597	92.08	09:30:36.545
2 -	1:41.212	2.561	95.75	09:32:17.757
3 -	1:39.766 (3)	1.115	97.14	09:33:57.523
4 -	1:40.297	1.646	96.62	09:35:37.820
5 -	1:40.943	2.292	96.00	09:37:18.763
6 -	1:38.651 (1)		98.23	09:38:57.414
7 -	1:38.933 (2)	0.282	97.95	09:40:36.347

P3 11 Jac CONSTABLE				
LAP	LAP TIME	DIFF	MPH	TIME OF DAY
1 -	1:43.627	4.456	93.52	09:30:57.772
2 -	1:41.320	2.149	95.65	09:32:39.092
3 -	1:40.031	0.860	96.88	09:34:19.123
4 -	1:39.864 (3)	0.693	97.04	09:35:58.987
5 -	1:39.210 (2)	0.039	97.68	09:37:38.197
6 -	1:39.171 (1)		97.72	09:39:17.368

P4 5 Jerome DE SADELEER				
LAP	LAP TIME	DIFF	MPH	TIME OF DAY
1 -	1:45.375	5.973	91.96	09:30:35.215
2 -	1:41.290	1.888	95.67	09:32:16.505
3 -	1:40.329 (3)	0.927	96.59	09:33:56.834
4 -	1:40.879	1.477	96.06	09:35:37.713
5 -	1:50.063	10.661	88.05	09:37:27.776
6 -	1:39.402 (1)		97.49	09:39:07.178
7 -	1:39.589 (2)	0.187	97.31	09:40:46.767

P5 28 Elliot GOODMAN				
LAP	LAP TIME	DIFF	MPH	TIME OF DAY
1 -	1:47.652	7.222	90.02	09:30:36.069
2 -	1:43.666	3.236	93.48	09:32:19.735
3 -	1:41.308	0.878	95.66	09:34:01.043
4 -	1:40.430 (1)		96.49	09:35:41.473
5 -	1:40.572 (3)	0.142	96.36	09:37:22.045
6 -	1:40.573	0.143	96.36	09:39:02.618
7 -	1:40.442 (2)	0.012	96.48	09:40:43.060

P6 23 Jason RISHOVER				
LAP	LAP TIME	DIFF	MPH	TIME OF DAY
1 -	1:47.438	6.534	90.20	09:31:02.777
2 -	1:43.395	2.491	93.73	09:32:46.172
3 -	1:42.473 (2)	1.569	94.57	09:34:28.645
4 -	1:42.838 (3)	1.934	94.23	09:36:11.483
5 -	1:40.904 (1)		96.04	09:37:52.387
6 -	1:44.136	3.232	93.06	09:39:36.523

DIFF = Difference To Personal Best Lap

P7 57 Brian MURPHY				
LAP	LAP TIME	DIFF	MPH	TIME OF DAY
1 -	1:59.550	18.159	81.06	09:31:31.810
2 -	1:50.662	9.271	87.57	09:33:22.472
3 -	1:45.851	4.460	91.55	09:35:08.323
4 -	1:44.045 (3)	2.654	93.14	09:36:52.368
5 -	1:41.391 (1)		95.58	09:38:33.759
6 -	1:41.657 (2)	0.266	95.33	09:40:15.416

P8 10 John CAUDWELL				
LAP	LAP TIME	DIFF	MPH	TIME OF DAY
1 -	1:51.363	9.881	87.02	09:31:01.903
2 -	1:44.062	2.580	93.13	09:32:45.965
3 -	1:42.375 (3)	0.893	94.66	09:34:28.340
4 -	1:42.101 (2)	0.619	94.91	09:36:10.441
5 -	1:41.482 (1)		95.49	09:37:51.923
6 -	1:46.550	5.068	90.95	09:39:38.473

P9 66 Brian CAUDWELL				
LAP	LAP TIME	DIFF	MPH	TIME OF DAY
1 -	1:49.200	7.548	88.74	09:31:01.510
2 -	1:43.639	1.987	93.51	09:32:45.149
3 -	1:42.163 (3)	0.511	94.86	09:34:27.312
4 -	1:41.685 (2)	0.033	95.30	09:36:08.997
5 -	1:41.652 (1)		95.33	09:37:50.649
6 -	1:58.125	16.473	82.04	09:39:48.774

P10 8 Spencer BOURNE				
LAP	LAP TIME	DIFF	MPH	TIME OF DAY
1 -	1:45.527	3.545	91.83	09:30:29.621
2 -	1:43.092	1.110	94.00	09:32:12.713
3 -	1:42.882 (3)	0.900	94.19	09:33:55.595
4 -	1:41.982 (1)		95.02	09:35:37.577
5 -	1:42.865 (2)	0.883	94.21	09:37:20.442

P11 24 Peter BROOKES				
LAP	LAP TIME	DIFF	MPH	TIME OF DAY
1 -	1:48.484	6.180	89.33	09:30:52.721
2 -	1:45.051	2.747	92.25	09:32:37.772
3 -	1:44.807 (3)	2.503	92.46	09:34:22.579
4 -	1:44.552 (2)	2.248	92.69	09:36:07.131
5 -	1:42.304 (1)		94.73	09:37:49.435
6 -	1:50.655	8.351	87.58	09:39:40.090

P12 111 Jon MACRAE				
LAP	LAP TIME	DIFF	MPH	TIME OF DAY
1 -	1:50.250	7.868	87.90	09:31:17.870
2 -	1:44.631 (3)	2.249	92.62	09:33:02.501
3 -	1:43.212 (2)	0.830	93.89	09:34:45.713
4 -	1:42.382 (1)		94.65	09:36:28.095
5 -	1:51.754 P	9.372	86.71	09:38:19.849

P13 98 Joe STABLES				
LAP	LAP TIME	DIFF	MPH	TIME OF DAY
1 -	1:51.440 (3)	8.943	86.96	09:31:37.713
2 -	1:46.418 (2)	3.921	91.06	09:33:24.131
3 -	1:51.651 P	9.154	86.79	09:35:15.782
4 -	2:40.711	58.214	60.30	09:37:56.493

Oulton Park International
 Circuit Length = 2.6920 miles
 Start: 09:26 Flag 09:43 End: 09:43

Weather / Track : Cloudy / Dry

Radical Challenge Championship

QUALIFYING - RACE 2 & 4 - LAP ANALYSIS

DIFF = Difference To Personal Best Lap

5 - **1:42.497 (1)** **94.55** **09:39:38.990**

P14 31 Rod GOODMAN				
LAP	LAP TIME	DIFF	MPH	TIME OF DAY
1 -	1:49.324	6.798	88.64	09:30:38.800
2 -	1:44.175	1.649	93.02	09:32:22.975
3 -	1:43.703	1.177	93.45	09:34:06.678
4 -	1:42.872 (2)	0.346	94.20	09:35:49.550
5 -	1:42.526 (1)		94.52	09:37:32.076
6 -	1:42.982 (3)	0.456	94.10	09:39:15.058

P15 44 HULL / AVERY				
LAP	LAP TIME	DIFF	MPH	TIME OF DAY
1 -	1:52.620	6.339	86.05	09:31:25.994
2 -	1:50.805	4.524	87.46	09:33:16.799
3 -	1:48.151 (3)	1.870	89.60	09:35:04.950
4 -	1:48.909	2.628	88.98	09:36:53.859
5 -	1:48.115 (2)	1.834	89.63	09:38:41.974
6 -	1:46.281 (1)		91.18	09:40:28.255

P16 94 Oli MARATEOTTO JR				
LAP	LAP TIME	DIFF	MPH	TIME OF DAY
1 -	1:52.171	5.599	86.39	09:31:17.217
2 -	1:49.540	2.968	88.47	09:33:06.757
3 -	1:47.637	1.065	90.03	09:34:54.394
4 -	1:46.981 (2)	0.409	90.58	09:36:41.375
5 -	1:47.284 (3)	0.712	90.33	09:38:28.659
6 -	1:46.572 (1)		90.93	09:40:15.231

P17 74 Guillaume GRUCHET				
LAP	LAP TIME	DIFF	MPH	TIME OF DAY
1 -	1:57.102 (3)	5.129	82.75	09:31:21.179
2 -	1:51.973 (1)		86.55	09:33:13.152
3 -	1:58.419 P	6.446	81.83	09:35:11.571
4 -	3:11.067	1:19.094	50.72	09:38:22.638
5 -	1:52.169 (2)	0.196	86.39	09:40:14.807

P18 33 ZAKHAROV / FEYZULLIN				
LAP	LAP TIME	DIFF	MPH	TIME OF DAY
1 -	1:54.534 (1)		84.61	09:31:25.828

Radical Challenge Championship

QUALIFYING - RACE 2 & 4 - STATISTICS

Competitors Started 18
Planned Start 2019-07-20 @ 09:35:00.000
Actual Start 2019-07-20 @ 09:26:47.112
Finish Time 2019-07-20 @ 09:43:08.789
Track Length 2.6920mi.
Total Laps 103
Total Distance Covered 277.2789mi.

Session Fastest Lap History

NO	CL	NAME	LAP TIME	TIME OF DAY	LAP	VEHICLE
4	S	Dominik JACKSON	1:43.265	09:30:26.216	1	SR3 RSX
4	S	Dominik JACKSON	1:39.973	09:32:06.190	2	SR3 RSX
4	S	Dominik JACKSON	1:38.992	09:33:45.181	3	SR3 RSX
4	S	Dominik JACKSON	1:38.258	09:37:02.437	5	SR3 RSX

Flag History

TYPE	TIME OF DAY
GREEN	09:26:47.112
RED	09:40:49.500
FINISH	09:43:08.789

Flag Statistics

TYPE	COUNT	TOTAL LAPS	TOTAL TIME
Green	1	7	14:02.387
Red	1	0	2:19.288
Safety Car	0	0	0.000
FCY	0	0	0.000

Weather / Track : Cloudy / Dry

These results are provisional until the conclusion of any judicial and technical matters.

Oulton Park International
Circuit Length = 2.6920 miles
Start: 09:26 Flag 09:43 End: 09:43

Clerk Of Course :	Timekeeper :
-------------------	--------------

Radical Challenge Championship

QUALIFYING - RACE 2 & 4 - STATISTICS

CLASS : S

15 Starters

Fastest Lap History

NO	NAME	LAP TIME	TIME OF DAY	LAP	VEHICLE
4	Dominik JACKSON	1:43.265	09:30:26.216	1	SR3 RSX
4	Dominik JACKSON	1:39.973	09:32:06.190	2	SR3 RSX
4	Dominik JACKSON	1:38.992	09:33:45.181	3	SR3 RSX
4	Dominik JACKSON	1:38.258	09:37:02.437	5	SR3 RSX

Weather / Track : Cloudy / Dry

These results are provisional until the conclusion of any judicial and technical matters.

Oulton Park International
Circuit Length = 2.6920 miles
Start: 09:26 Flag 09:43 End: 09:43

Clerk Of Course :		Timekeeper :
-------------------	--	--------------

Radical Challenge Championship

QUALIFYING - RACE 2 & 4 - STATISTICS

CLASS : T

3 Starters

Fastest Lap History

NO	NAME	LAP TIME	TIME OF DAY	LAP	VEHICLE
94	Oii MARATEOTTO JR	1:52.171	09:31:17.242	1	SR3 RSX
94	Oii MARATEOTTO JR	1:49.540	09:33:06.782	2	SR3 RSX
94	Oii MARATEOTTO JR	1:47.637	09:34:54.418	3	SR3 RSX
94	Oii MARATEOTTO JR	1:46.981	09:36:41.400	4	SR3 RSX
94	Oii MARATEOTTO JR	1:46.572	09:40:15.256	6	SR3 RSX
44	HULL / AVERY	1:46.281	09:40:28.281	6	SR3 RSX

Weather / Track : Cloudy / Dry


These results are provisional until the conclusion of any judicial and technical matters.

Oulton Park International
Circuit Length = 2.6920 miles
Start: 09:26 Flag 09:43 End: 09:43

Clerk Of Course :		Timekeeper :
-------------------	--	--------------

Radical Challenge Championship

RACE 2 - GRID (50 minutes)

ROW 9	17	1:46.572 94 Oli MARATEOTTO JR	18	1:42.382 111 Jon MACRAE
ROW 8	15	1:54.534 33 ZAKHAROV / FEYZULLIN	16	1:41.652 66 Brian CAUDWELL
ROW 7	13	1:51.973 74 Guillaume GRUCHET	14	1:46.281 44 HULL / AVERY
ROW 6	11	1:42.497 98 Joe STABLES	12	1:42.526 31 Rod GOODMAN
ROW 5	9	1:41.982 8 Spencer BOURNE	10	1:42.304 24 Peter BROOKES
ROW 4	7	1:41.391 57 Brian MURPHY	8	1:41.482 10 John CAUDWELL
ROW 3	5	1:40.430 28 Elliot GOODMAN	6	1:40.904 23 Jason RISHOVER
ROW 2	3	1:39.171 11 Jac CONSTABLE	4	1:39.402 5 Jerome DE SADELEER
ROW 1	1	1:38.258 4 Dominik JACKSON	2	1:38.651 52 Mark RICHARDS
Pole				
				

10 grid place penalties applied - cars 66, 94 & 111 from Spa


Oulton Park International
Circuit Length = 2.6920 miles

These results are provisional until the conclusion of any judicial and technical matters.

Clerk Of Course :	Steward :	Timekeeper :
<input type="text"/>	<input type="text"/>	<input type="text"/>

Radical Challenge Championship

RACE 4 - GRID (20 minutes)

ROW 9	17	1:52.169	74 Guillaume GRUCHET	18	33 FEYZULLIN / ZAKHAROV
ROW 8		1:46.981	15 94 Oli MARATEOTTO JR	16	1:48.115 44 HULL / AVERY
ROW 7	13	1:44.552	24 Peter BROOKES	14	1:46.418 98 Joe STABLES
ROW 6		1:42.872	11 31 Rod GOODMAN	12	1:43.212 111 Jon MACRAE
ROW 5	9	1:42.473	23 Jason RISHOVER	10	1:42.865 8 Spencer BOURNE
ROW 4		1:41.685	7 66 Brian CAUDWELL	8	1:42.101 10 John CAUDWELL
ROW 3	5	1:40.442	28 Elliot GOODMAN	6	1:41.657 57 Brian MURPHY
ROW 2		1:39.210	3 11 Jac CONSTABLE	4	1:39.589 5 Jerome DE SADELEER
ROW 1	1	1:38.258	4 Dominik JACKSON	2	1:38.933 52 Mark RICHARDS
Pole					
					

Oulton Park International
Circuit Length = 2.6920 miles

These results are provisional until the conclusion of any judicial and technical matters.

Clerk Of Course :

Steward :

Timekeeper :

MSVR Club Car Championships

Radical Challenge Championship

RACE 2 - CLASSIFICATION - AMENDED

POS	NO	CL	PIC NAME	ENTRY	LAPS	TIME	GAP	DIFF	MPH	BEST	ON
1	5	S	1 Jerome DE SADELEER	SR3 RSX	20	43:18.511			74.59	1:47.931	18
2	52	S	2 Mark RICHARDS	SR3 RSX	20	43:25.799	7.288	7.288	74.38	1:47.966	20
3	98	S	3 Joe STABLES	SR3 RSX	20	43:26.724	8.213	0.925	74.35	1:48.792	17
4	11	S	4 Jac CONSTABLE	SR3 RSX	20	43:30.232	11.721	3.508	74.25	1:47.895	20
5	66	S	5 Brian CAUDWELL	SR3 RSX	20	43:42.444	23.933	12.212	73.91	1:49.156	20
6	111	S	6 Jon MACRAE	SR3 RSX	20	44:03.848	45.337	21.404	73.31	1:52.409	19
7	28	S	7 Elliot GOODMAN	SR3 RSX	20	44:07.552	49.041	3.704	73.20	1:52.058	20
8	57	S	8 Brian MURPHY	SR3 RSX	20	44:07.684	49.173	0.132	73.20	1:50.133	20
9	31	S	9 Rod GOODMAN	SR3 RSX	20	44:13.448	54.937	5.764	73.04	1:52.342	20
10	24	S	10 Peter BROOKES	SR3 RSX	20	44:13.864	55.353	0.416	73.03	1:52.214	20
11	33	T	1 FEYZULLIN / ZAKHAROV	SR3 RSX	20	44:32.604	1:14.093	18.740	72.52	1:54.147	20
12	74	S	11 Guillaume GRUCHET	SR3 RSX	20	44:37.770	1:19.259	5.166	72.38	1:56.046	20
13	94	S	12 Oli MARATEOTTO JR	SR3 RSX	20	44:54.295	1:35.784	16.525	71.93	1:57.984	19

NOT CLASSIFIED

DNF	4	S	Dominik JACKSON	SR3 RSX	17	38:04.977	3 Laps	3 Laps	72.10	1:49.578	16
NC	44	T	HULL / AVERY	SR3 RSX	8	43:50.303	12 Laps	9 Laps	29.47	1:58.743	5
DNF	10	S	John CAUDWELL	SR3 RSX	5	10:08.790	15 Laps	3 Laps	79.59	1:56.744	3
DQ	23	S	Jason RISHOVER	SR3 RSX	0						

FASTEST LAP

11	S	Jac CONSTABLE	SR3 RSX	20	1:47.895	89.82 mph	144.55 kph
33	T	FEYZULLIN / ZAKHAROV	SR3 RSX	20	1:54.147	84.90 mph	136.63 kph

Race stopped by red flag on lap 21.

Car 23 - disqualified from race result - Clerk of Course decision, causing a collision.

Weather / Track : Showers / Wet

These results are provisional until the conclusion of any judicial and technical matters.

Oulton Park International
Circuit Length = 2.6920 miles
Start: 11:06 Flag 11:48 End: 11:53

Clerk Of Course :	Steward :	Timekeeper :
-------------------	-----------	--------------

MSVR Club Car Championships
Radical Challenge Championship
RACE 2 - LAP CHART

LAP 1 @ 11:08:01.260			LAP 2 @ 11:09:54.204			LAP 3 @ 11:11:46.636			LAP 4 @ 11:13:38.861			LAP 5 @ 11:15:30.184		
NO	BEHIND	LAP TIME	NO	BEHIND	LAP TIME	NO	BEHIND	LAP TIME	NO	BEHIND	LAP TIME	NO	BEHIND	LAP TIME
5		1:56.285	5		1:52.944	5		1:52.432	5		1:52.225	5		1:51.323
52	1.379	1:57.664	52	2.455	1:54.020	52	3.989	1:53.966	52	4.434	1:52.670	4	4.766	1:51.491
23	2.742	1:59.027	4	5.045	1:54.777	4	4.565	1:51.952	4	4.598	1:52.258	52	6.971	1:53.860
11	3.069	1:59.354	23	5.609	1:55.811	23	7.393	1:54.216	23	9.944	1:54.776	11	12.114	1:53.259
4	3.212	1:59.497	11	6.554	1:56.429	11	8.815	1:54.693	11	10.178	1:53.588	98	12.845	1:53.247
98	4.237	2:00.522	98	7.628	1:56.335	98	9.976	1:54.780	98	10.921	1:53.170	23	14.766	1:56.145
28	6.399	2:02.684	66	10.889	1:57.037	66	13.253	1:54.796	66	15.673	1:54.645	66	17.842	1:53.492
66	6.796	2:03.081	28	12.830	1:59.375	57	18.336	1:57.168	57	21.607	1:55.496	57	25.564	1:55.280
57	7.964	2:04.249	57	13.600	1:58.580	28	18.675	1:58.277	28	23.670	1:57.220	28	28.736	1:56.389
31	9.664	2:05.949	31	18.711	2:01.991	111	26.398	1:59.246	111	33.549	1:59.376	111	40.170	1:57.944
111	11.081	2:07.366	111	19.584	2:01.447	31	28.044	2:01.765	31	34.971	1:59.152	10	43.581	1:57.756
74	14.057	2:10.342	74	23.009	2:01.896	24	31.520	2:00.539	10	37.148	1:56.969	31	43.948	2:00.300
33	16.528	2:12.813	24	23.413	1:59.480	74	31.958	2:01.381	24	37.516	1:58.221	24	45.332	1:59.139
24	16.877	2:13.162	10	28.092	1:57.924	10	32.404	1:56.744	74	43.169	2:03.436	74	50.685	1:58.839
94	19.077	2:15.362	33	29.356	2:05.772	94	46.641	2:05.615	94	58.200	2:03.784	94	1:09.203	2:02.326
10	23.112	2:19.397	94	33.458	2:07.325	33	56.144	2:19.220	33	1:08.824	2:04.905	33	1:22.175	2:04.674

Weather / Track : Showers / Wet

Oulton Park International
 Circuit Length = 2.6920 miles
 Start: 11:06 Flag 11:49 End: 11:53

MSVR Club Car Championships
Radical Challenge Championship
RACE 2 - LAP CHART

LAP 6 @ 11:17:21.099			LAP 7 @ 11:19:12.715			LAP 8 @ 11:21:10.553			LAP 9 @ 11:24:34.730			LAP 10 @ 11:28:05.091		
NO	BEHIND	LAP TIME	NO	BEHIND	LAP TIME	NO	BEHIND	LAP TIME	NO	BEHIND	LAP TIME	NO	BEHIND	LAP TIME
5		1:50.915	5		1:51.616	5		1:57.838	5		3:24.177	5		3:30.361
4	4.815	1:50.964	4	3.862	1:50.663	4	0.549	1:54.525	4	0.711	3:24.339	4	0.698	3:30.348
52	8.338	1:52.282	52	7.931	1:51.209	52	4.136	1:54.043	52	1.287	3:21.328	52	1.307	3:30.381
98	14.625	1:52.695	98	15.723	1:52.714	98	11.329	1:53.444	98	2.445	3:15.293	98	2.398	3:30.314
11	16.058	1:54.859	11	18.209	1:53.767	11	14.022	1:53.651	11	3.782	3:13.937	11	3.146	3:29.725
66	21.349	1:54.422	66	22.503	1:52.770	66	19.363	1:54.698	66	4.735	3:09.549	66	4.708	3:30.334
23	27.079	2:03.228	23	30.202	1:54.739	23	29.486	1:57.122	23	5.539	3:00.230	23	5.250	3:30.072
57	29.288	1:54.639	57	33.100	1:55.428	57	33.958	1:58.696	57	6.488	2:56.707	57	6.207	3:30.080
28	34.013	1:56.192	28	38.915	1:56.518	28	44.951	2:03.874	28	7.164	2:46.390	28	7.413	3:30.610
111	45.943	1:56.688	111	51.974	1:57.647	111	54.500	2:00.364	111	9.030	2:38.707	31	9.505	3:29.843
31	51.591	1:58.558	31	58.523	1:58.548	31	1:01.710	2:01.025	31	10.023	2:32.490	24	10.415	3:29.660
24	52.903	1:58.486	24	59.258	1:57.971	24	1:02.417	2:00.997	24	11.116	2:32.876	111	11.321	3:32.652 P
74	59.962	2:00.192	74	1:08.552	2:00.206	74	1:17.754	2:07.040	74	12.070	2:18.493	74	11.521	3:29.812
94	1:20.894	2:02.606	94	1:31.357	2:02.079	94	1:35.321	2:01.802	94	13.506	2:02.362	94	12.621	3:29.476
33	1:34.721	2:03.461	33	1:45.750	2:02.645	33	2:07.215	2:19.303	33	1:01.511	2:18.473	33	14.759	2:43.609

Weather / Track : Showers / Wet

MSVR Club Car Championships
Radical Challenge Championship
RACE 2 - LAP CHART

LAP 11 @ 11:31:22.199			LAP 12 @ 11:34:52.133			LAP 13 @ 11:36:42.700			LAP 14 @ 11:38:32.829			LAP 15 @ 11:40:21.778		
NO	BEHIND	LAP TIME	NO	BEHIND	LAP TIME	NO	BEHIND	LAP TIME	NO	BEHIND	LAP TIME	NO	BEHIND	LAP TIME
5		3:17.108 P	5		3:29.934	5		1:50.567	5		1:50.129	5		1:48.949
4	0.405	3:16.815 P	52	0.743	3:28.943	98	1.012	1:50.663	98	0.740	1:49.857	98	1.389	1:49.598
52	1.734	3:17.535 P	98	0.916	3:27.472	52	3.097	1:52.921	52	3.854	1:50.886	52	5.509	1:50.604
98	3.378	3:18.088 P	66	1.132	3:25.332	66	3.780	1:53.215	66	4.767	1:51.116	11	7.868	1:50.411
11	4.072	3:18.034 P	57	1.603	3:23.547	11	5.995	1:53.924	11	6.406	1:50.540	4	8.482	1:49.601
66	5.734	3:18.134 P	23	1.747	3:24.989	57	6.316	1:55.280	4	7.830	1:50.077	66	14.033	1:58.215
23	6.692	3:18.550 P	111	2.390	3:14.164	23	7.536	1:56.356	57	10.256	1:54.069	23	15.478	1:52.995
57	7.990	3:18.891 P	11	2.638	3:28.500	4	7.882	1:53.968	23	11.432	1:54.025	111	20.319	1:54.406
28	9.326	3:19.021 P	28	2.935	3:23.543	111	10.455	1:58.632	111	14.862	1:54.536	28	22.647	1:54.842
31	10.233	3:17.836 P	31	3.221	3:22.922	28	11.235	1:58.867	28	16.754	1:55.648	31	25.530	1:55.738
24	11.878	3:18.571 P	24	4.310	3:22.366	31	12.363	1:59.709	31	18.741	1:56.507	24	26.584	1:55.938
74	13.671	3:19.258 P	4	4.481	3:34.010	24	12.932	1:59.189	24	19.595	1:56.792	57	31.353	2:10.046
94	14.982	3:19.469 P	74	5.884	3:22.147	74	16.050	2:00.733	74	24.688	1:58.767	74	33.499	1:57.760
44	10 Laps	25:32.354	44	10 Laps	3:20.874 P	33	17.357	2:00.377	33	25.413	1:58.185	33	33.977	1:57.513
33	17.070	3:19.419 P	94	6.526	3:21.478	94	19.520	2:03.561	94	29.523	2:00.132	94	39.859	1:59.285
111	18.160	3:23.947 P	33	7.547	3:20.411				44	11 Laps	4:46.283	44	11 Laps	1:59.048

Weather / Track : Showers / Wet

Oulton Park International
 Circuit Length = 2.6920 miles
 Start: 11:06 Flag 11:49 End: 11:53

MSVR Club Car Championships
Radical Challenge Championship
RACE 2 - LAP CHART

LAP 16 @ 11:42:10.756			LAP 17 @ 11:43:59.180			LAP 18 @ 11:45:47.111			LAP 19 @ 11:47:35.324			LAP 20 @ 11:49:23.486		
NO	BEHIND	LAP TIME	NO	BEHIND	LAP TIME	NO	BEHIND	LAP TIME	NO	BEHIND	LAP TIME	NO	BEHIND	LAP TIME
5		1:48.978	5		1:48.424	5		1:47.931	5		1:48.213	5		1:48.162
98	1.485	1:49.074	98	1.853	1:48.792	98	3.037	1:49.115	98	6.159	1:51.335	52	7.288	1:47.966
52	6.113	1:49.582	52	6.874	1:49.185	52	7.583	1:48.640	52	7.484	1:48.114	98	8.213	1:50.216
11	8.481	1:49.591	11	10.025	1:49.968	11	11.517	1:49.423	11	11.988	1:48.684	11	11.721	1:47.895
4	9.082	1:49.578	4	10.772	1:50.114	66	21.770	1:51.110	44	12 Laps	2:08.980	66	23.933	1:49.156
66	16.058	1:51.003	66	18.591	1:50.957	23	22.278	1:50.086	66	22.939	1:49.382	23	24.373	1:48.790
23	18.037	1:51.537	23	20.123	1:50.510	111	36.384	1:53.200	23	23.745	1:49.680	44	12 Laps	2:04.479
111	25.259	1:53.918	111	31.115	1:54.280	28	39.980	1:54.053	111	40.580	1:52.409	111	45.337	1:52.919
28	27.961	1:54.292	28	33.858	1:54.321	31	44.243	1:54.186	28	45.145	1:53.378	28	49.041	1:52.058
31	31.342	1:54.790	31	37.988	1:55.070	57	44.428	1:53.568	57	47.202	1:50.987	57	49.173	1:50.133
24	32.198	1:54.592	24	38.500	1:54.726	24	45.091	1:54.522	31	50.757	1:54.727	31	54.937	1:52.342
57	35.225	1:52.850	57	38.791	1:51.990	33	1:00.700	1:56.340	24	51.301	1:54.423	24	55.353	1:52.214
74	42.776	1:58.255	74	51.896	1:57.544	74	1:01.740	1:57.775	33	1:08.108	1:55.621	33	1:14.093	1:54.147
33	43.236	1:58.237	33	52.291	1:57.479	94	1:11.701	1:58.956	74	1:11.375	1:57.848	74	1:19.259	1:56.046
94	50.250	1:59.369	94	1:00.676	1:58.850				94	1:21.472	1:57.984	94	1:35.784	2:02.474
44	11 Laps	1:58.743	44	11 Laps	1:59.542									

Weather / Track : Showers / Wet

Oulton Park International
 Circuit Length = 2.6920 miles
 Start: 11:06 Flag 11:49 End: 11:53

MSVR Club Car Championships

Radical Challenge Championship

RACE 2 - LAP ANALYSIS

DIFF = Difference To Personal Best Lap

P1 5 Jerome DE SADELEER				
LAP	LAP TIME	DIFF	MPH	TIME OF DAY
1 -	1:56.285	8.354	83.34	11:08:01.260
2 -	1:52.944	5.013	85.80	11:09:54.204
3 -	1:52.432	4.501	86.19	11:11:46.636
4 -	1:52.225	4.294	86.35	11:13:38.861
5 -	1:51.323	3.392	87.05	11:15:30.184
6 -	1:50.915	2.984	87.37	11:17:21.099
7 -	1:51.616	3.685	86.82	11:19:12.715
8 -	1:57.838	9.907	82.24	11:21:10.553
9 -	3:24.177	1:36.246	47.46	11:24:34.730
10 -	3:30.361	1:42.430	46.06	11:28:05.091
11 -	3:17.108	P 1:29.177	49.16	11:31:22.199
12 -	3:29.934	1:42.003	46.16	11:34:52.133
13 -	1:50.567	2.636	87.65	11:36:42.700
14 -	1:50.129	2.198	87.99	11:38:32.829
15 -	1:48.949	1.018	88.95	11:40:21.778
16 -	1:48.978	1.047	88.92	11:42:10.756
17 -	1:48.424	0.493	89.38	11:43:59.180
18 -	1:47.931	(1)	89.79	11:45:47.111
19 -	1:48.213	(3) 0.282	89.55	11:47:35.324
20 -	1:48.162	(2) 0.231	89.59	11:49:23.486

P2 52 Mark RICHARDS				
LAP	LAP TIME	DIFF	MPH	TIME OF DAY
1 -	1:57.664	9.698	82.36	11:08:02.639
2 -	1:54.020	6.054	84.99	11:09:56.659
3 -	1:53.966	6.000	85.03	11:11:50.625
4 -	1:52.670	4.704	86.01	11:13:43.295
5 -	1:53.860	5.894	85.11	11:15:37.155
6 -	1:52.282	4.316	86.31	11:17:29.437
7 -	1:51.209	3.243	87.14	11:19:20.646
8 -	1:54.043	6.077	84.97	11:21:14.689
9 -	3:21.328	1:33.362	48.13	11:24:36.017
10 -	3:30.381	1:42.415	46.06	11:28:06.398
11 -	3:17.535	P 1:29.569	49.06	11:31:23.933
12 -	3:28.943	1:40.977	46.38	11:34:52.876
13 -	1:52.921	4.955	85.82	11:36:45.797
14 -	1:50.886	2.920	87.39	11:38:36.683
15 -	1:50.604	2.638	87.62	11:40:27.287
16 -	1:49.582	1.616	88.43	11:42:16.869
17 -	1:49.185	1.219	88.76	11:44:06.054
18 -	1:48.640	(3) 0.674	89.20	11:45:54.694
19 -	1:48.114	(2) 0.148	89.63	11:47:42.808
20 -	1:47.966	(1) 89.76	89.76	11:49:30.774

P3 98 Joe STABLES				
LAP	LAP TIME	DIFF	MPH	TIME OF DAY
1 -	2:00.522	11.730	80.41	11:08:05.497
2 -	1:56.335	7.543	83.30	11:10:01.832
3 -	1:54.780	5.988	84.43	11:11:56.612
4 -	1:53.170	4.378	85.63	11:13:49.782
5 -	1:53.247	4.455	85.57	11:15:43.029
6 -	1:52.695	3.903	85.99	11:17:35.724
7 -	1:52.714	3.922	85.98	11:19:28.438
8 -	1:53.444	4.652	85.42	11:21:21.882
9 -	3:15.293	1:26.501	49.62	11:24:37.175
10 -	3:30.314	1:41.522	46.08	11:28:07.489
11 -	3:18.088	P 1:29.296	48.92	11:31:25.577
12 -	3:27.472	1:38.680	46.71	11:34:53.049
13 -	1:50.663	1.871	87.57	11:36:43.712
14 -	1:49.857	1.065	88.21	11:38:33.569

DIFF = Difference To Personal Best Lap

15 -	1:49.598	0.806	88.42	11:40:23.167
16 -	1:49.074	(2) 0.282	88.85	11:42:12.241
17 -	1:48.792	(1) 89.08	89.08	11:44:01.033
18 -	1:49.115	(3) 0.323	88.81	11:45:50.148
19 -	1:51.335	2.543	87.04	11:47:41.483
20 -	1:50.216	1.424	87.93	11:49:31.699

P4 11 Jac CONSTABLE				
LAP	LAP TIME	DIFF	MPH	TIME OF DAY
1 -	1:59.354	11.459	81.19	11:08:04.329
2 -	1:56.429	8.534	83.23	11:10:00.758
3 -	1:54.693	6.798	84.49	11:11:55.451
4 -	1:53.588	5.693	85.31	11:13:49.039
5 -	1:53.259	5.364	85.56	11:15:42.298
6 -	1:54.859	6.964	84.37	11:17:37.157
7 -	1:53.767	5.872	85.18	11:19:30.924
8 -	1:53.651	5.756	85.27	11:21:24.575
9 -	3:13.937	1:26.042	49.97	11:24:38.512
10 -	3:29.725	1:41.830	46.20	11:28:08.237
11 -	3:18.034	P 1:30.139	48.93	11:31:26.271
12 -	3:28.500	1:40.605	46.48	11:34:54.771
13 -	1:53.924	6.029	85.06	11:36:48.695
14 -	1:50.540	2.645	87.67	11:38:39.235
15 -	1:50.411	2.516	87.77	11:40:29.646
16 -	1:49.591	1.696	88.43	11:42:19.237
17 -	1:49.968	2.073	88.12	11:44:09.205
18 -	1:49.423	(3) 1.528	88.56	11:45:58.628
19 -	1:48.684	(2) 0.789	89.16	11:47:47.312
20 -	1:47.895	(1) 89.82	89.82	11:49:35.207

P5 66 Brian CAUDWELL				
LAP	LAP TIME	DIFF	MPH	TIME OF DAY
1 -	2:03.081	13.925	78.73	11:08:08.056
2 -	1:57.037	7.881	82.80	11:10:05.093
3 -	1:54.796	5.640	84.42	11:11:59.889
4 -	1:54.645	5.489	84.53	11:13:54.534
5 -	1:53.492	4.336	85.39	11:15:48.026
6 -	1:54.422	5.266	84.69	11:17:42.448
7 -	1:52.770	3.614	85.93	11:19:35.218
8 -	1:54.698	5.542	84.49	11:21:29.916
9 -	3:09.549	1:20.393	51.12	11:24:39.465
10 -	3:30.334	1:41.178	46.07	11:28:09.799
11 -	3:18.134	P 1:28.978	48.91	11:31:27.933
12 -	3:25.332	1:36.176	47.19	11:34:53.265
13 -	1:53.215	4.059	85.60	11:36:46.480
14 -	1:51.116	1.960	87.21	11:38:37.596
15 -	1:58.215	9.059	81.98	11:40:35.811
16 -	1:51.003	1.847	87.30	11:42:26.814
17 -	1:50.957	(3) 1.801	87.34	11:44:17.771
18 -	1:51.110	1.954	87.22	11:46:08.881
19 -	1:49.382	(2) 0.226	88.60	11:47:58.263
20 -	1:49.156	(1) 88.78	88.78	11:49:47.419

P6 23 Jason RISHOVER				
LAP	LAP TIME	DIFF	MPH	TIME OF DAY
1 -	1:59.027	10.237	81.42	11:08:04.002
2 -	1:55.811	7.021	83.68	11:09:59.813
3 -	1:54.216	5.426	84.85	11:11:54.029
4 -	1:54.776	5.986	84.43	11:13:48.805
5 -	1:56.145	7.355	83.44	11:15:44.950
6 -	2:03.228	14.438	78.64	11:17:48.178
7 -	1:54.739	5.949	84.46	11:19:42.917

Weather / Track : Showers / Wet

Oulton Park International
Circuit Length = 2.6920 miles
Start: 11:06 Flag 11:49 End: 11:53

MSVR Club Car Championships

Radical Challenge Championship

RACE 2 - LAP ANALYSIS

DIFF = Difference To Personal Best Lap

8 -	1:57.122	8.332	82.74	11:21:40.039
9 -	3:00.230	1:11.440	53.77	11:24:40.269
10 -	3:30.072	1:41.282	46.13	11:28:10.341
11 -	3:18.550	P 1:29.760	48.81	11:31:28.891
12 -	3:24.989	1:36.199	47.27	11:34:53.880
13 -	1:56.356	7.566	83.29	11:36:50.236
14 -	1:54.025	5.235	84.99	11:38:44.261
15 -	1:52.995	4.205	85.76	11:40:37.256
16 -	1:51.537	2.747	86.88	11:42:28.793
17 -	1:50.510	1.720	87.69	11:44:19.303
18 -	1:50.086	(3) 1.296	88.03	11:46:09.389
19 -	1:49.680	(2) 0.890	88.35	11:47:59.069
20 -	1:48.790	(1)	89.08	11:49:47.859

P7 111 Jon MACRAE

LAP	LAP TIME	DIFF	MPH	TIME OF DAY
1 -	2:07.366	14.957	76.08	11:08:12.341
2 -	2:01.447	9.038	79.79	11:10:13.788
3 -	1:59.246	6.837	81.27	11:12:13.034
4 -	1:59.376	6.967	81.18	11:14:12.410
5 -	1:57.944	5.535	82.16	11:16:10.354
6 -	1:56.688	4.279	83.05	11:18:07.042
7 -	1:57.647	5.238	82.37	11:20:04.689
8 -	2:00.364	7.955	80.51	11:22:05.053
9 -	2:38.707	46.298	61.06	11:24:43.760
10 -	3:32.652	P 1:40.243	45.57	11:28:16.412
11 -	3:23.947	P 1:31.538	47.51	11:31:40.359
12 -	3:14.164	1:21.755	49.91	11:34:54.523
13 -	1:58.632	6.223	81.69	11:36:53.155
14 -	1:54.536	2.127	84.61	11:38:47.691
15 -	1:54.406	1.997	84.70	11:40:42.097
16 -	1:53.918	1.509	85.07	11:42:36.015
17 -	1:54.280	1.871	84.80	11:44:30.295
18 -	1:53.200	(3) 0.791	85.61	11:46:23.495
19 -	1:52.409	(1)	86.21	11:48:15.904
20 -	1:52.919	(2) 0.510	85.82	11:50:08.823

P8 28 Elliot GOODMAN

LAP	LAP TIME	DIFF	MPH	TIME OF DAY
1 -	2:02.684	10.626	78.99	11:08:07.659
2 -	1:59.375	7.317	81.18	11:10:07.034
3 -	1:58.277	6.219	81.93	11:12:05.311
4 -	1:57.220	5.162	82.67	11:14:02.531
5 -	1:56.389	4.331	83.26	11:15:58.920
6 -	1:56.192	4.134	83.40	11:17:55.112
7 -	1:56.518	4.460	83.17	11:19:51.630
8 -	2:03.874	11.816	78.23	11:21:55.504
9 -	2:46.390	54.332	58.24	11:24:41.894
10 -	3:30.610	1:38.552	46.01	11:28:12.504
11 -	3:19.021	P 1:26.963	48.69	11:31:31.525
12 -	3:23.543	1:31.485	47.61	11:34:55.068
13 -	1:58.867	6.809	81.53	11:36:53.935
14 -	1:55.648	3.590	83.80	11:38:49.583
15 -	1:54.842	2.784	84.38	11:40:44.425
16 -	1:54.292	2.234	84.79	11:42:38.717
17 -	1:54.321	2.263	84.77	11:44:33.038
18 -	1:54.053	(3) 1.995	84.97	11:46:27.091
19 -	1:53.378	(2) 1.320	85.47	11:48:20.469
20 -	1:52.058	(1)	86.48	11:50:12.527

DIFF = Difference To Personal Best Lap

P9 57 Brian MURPHY				
LAP	LAP TIME	DIFF	MPH	TIME OF DAY
1 -	2:04.249	14.116	77.99	11:08:09.224
2 -	1:58.580	8.447	81.72	11:10:07.804
3 -	1:57.168	7.035	82.71	11:12:04.972
4 -	1:55.496	5.363	83.91	11:14:00.468
5 -	1:55.280	5.147	84.06	11:15:55.748
6 -	1:54.639	4.506	84.53	11:17:50.387
7 -	1:55.428	5.295	83.95	11:19:45.815
8 -	1:58.696	8.563	81.64	11:21:44.511
9 -	2:56.707	1:06.574	54.84	11:24:41.218
10 -	3:30.080	1:39.947	46.13	11:28:11.298
11 -	3:18.891	P 1:28.758	48.72	11:31:30.189
12 -	3:23.547	1:33.414	47.61	11:34:53.736
13 -	1:55.280	5.147	84.06	11:36:49.016
14 -	1:54.069	3.936	84.96	11:38:43.085
15 -	2:10.046	19.913	74.52	11:40:53.131
16 -	1:52.850	2.717	85.87	11:42:45.981
17 -	1:51.990	(3) 1.857	86.53	11:44:37.971
18 -	1:53.568	3.435	85.33	11:46:31.539
19 -	1:50.987	(2) 0.854	87.31	11:48:22.526
20 -	1:50.133	(1)	87.99	11:50:12.659

P10 31 Rod GOODMAN

LAP	LAP TIME	DIFF	MPH	TIME OF DAY
1 -	2:05.949	13.607	76.94	11:08:10.924
2 -	2:01.991	9.649	79.44	11:10:12.915
3 -	2:01.765	9.423	79.59	11:12:14.680
4 -	1:59.152	6.810	81.33	11:14:13.832
5 -	2:00.300	7.958	80.55	11:16:14.132
6 -	1:58.558	6.216	81.74	11:18:12.690
7 -	1:58.548	6.206	81.75	11:20:11.238
8 -	2:01.025	8.683	80.07	11:22:12.263
9 -	2:32.490	40.148	63.55	11:24:44.753
10 -	3:29.843	1:37.501	46.18	11:28:14.596
11 -	3:17.836	P 1:25.494	48.98	11:31:32.432
12 -	3:22.922	1:30.580	47.75	11:34:55.354
13 -	1:59.709	7.367	80.95	11:36:55.063
14 -	1:56.507	4.165	83.18	11:38:51.570
15 -	1:55.738	3.396	83.73	11:40:47.308
16 -	1:54.790	2.448	84.42	11:42:42.098
17 -	1:55.070	2.728	84.22	11:44:37.168
18 -	1:54.186	(2) 1.844	84.87	11:46:31.354
19 -	1:54.727	(3) 2.385	84.47	11:48:26.081
20 -	1:52.342	(1)	86.26	11:50:18.423

P11 24 Peter BROOKES

LAP	LAP TIME	DIFF	MPH	TIME OF DAY
1 -	2:13.162	20.948	72.77	11:08:18.137
2 -	1:59.480	7.266	81.11	11:10:17.617
3 -	2:00.539	8.325	80.39	11:12:18.156
4 -	1:58.221	6.007	81.97	11:14:16.377
5 -	1:59.139	6.925	81.34	11:16:15.516
6 -	1:58.486	6.272	81.79	11:18:14.002
7 -	1:57.971	5.757	82.14	11:20:11.973
8 -	2:00.997	8.783	80.09	11:22:12.970
9 -	2:32.876	40.662	63.39	11:24:45.846
10 -	3:29.660	1:37.446	46.22	11:28:15.506
11 -	3:18.571	P 1:26.357	48.80	11:31:34.077
12 -	3:22.366	1:30.152	47.88	11:34:56.443
13 -	1:59.189	6.975	81.31	11:36:55.632
14 -	1:56.792	4.578	82.97	11:38:52.424

Weather / Track : Showers / Wet

Oulton Park International
Circuit Length = 2.6920 miles
Start: 11:06 Flag 11:49 End: 11:53

MSVR Club Car Championships

Radical Challenge Championship

RACE 2 - LAP ANALYSIS

DIFF = Difference To Personal Best Lap

15 -	1:55.938	3.724	83.59	11:40:48.362
16 -	1:54.592	2.378	84.57	11:42:42.954
17 -	1:54.726	2.512	84.47	11:44:37.680
18 -	1:54.522 (3)	2.308	84.62	11:46:32.202
19 -	1:54.423 (2)	2.209	84.69	11:48:26.625
20 -	1:52.214 (1)		86.36	11:50:18.839

P12 33 FEYZULLIN / ZAKHAROV

LAP	LAP TIME	DIFF	MPH	TIME OF DAY
1 -	2:12.813	18.666	72.96	11:08:17.788
2 -	2:05.772	11.625	77.05	11:10:23.560
3 -	2:19.220	25.073	69.61	11:12:42.780
4 -	2:04.905	10.758	77.58	11:14:47.685
5 -	2:04.674	10.527	77.73	11:16:52.359
6 -	2:03.461	9.314	78.49	11:18:55.820
7 -	2:02.645	8.498	79.01	11:20:58.465
8 -	2:19.303	25.156	69.56	11:23:17.768
9 -	2:18.473	24.326	69.98	11:25:36.241
10 -	2:43.609	49.462	59.23	11:28:19.850
11 -	3:19.419 P	1:25.272	48.59	11:31:39.269
12 -	3:20.411	1:26.264	48.35	11:34:59.680
13 -	2:00.377	6.230	80.50	11:37:00.057
14 -	1:58.185	4.038	82.00	11:38:58.242
15 -	1:57.513	3.366	82.47	11:40:55.755
16 -	1:58.237	4.090	81.96	11:42:53.992
17 -	1:57.479	3.332	82.49	11:44:51.471
18 -	1:56.340 (3)	2.193	83.30	11:46:47.811
19 -	1:55.621 (2)	1.474	83.81	11:48:43.432
20 -	1:54.147 (1)		84.90	11:50:37.579

P13 74 Guillaume GRUCHET

LAP	LAP TIME	DIFF	MPH	TIME OF DAY
1 -	2:10.342	14.296	74.35	11:08:15.317
2 -	2:01.896	5.850	79.50	11:10:17.213
3 -	2:01.381	5.335	79.84	11:12:18.594
4 -	2:03.436	7.390	78.51	11:14:22.030
5 -	1:58.839	2.793	81.54	11:16:20.869
6 -	2:00.192	4.146	80.63	11:18:21.061
7 -	2:00.206	4.160	80.62	11:20:21.267
8 -	2:07.040	10.994	76.28	11:22:28.307
9 -	2:18.493	22.447	69.97	11:24:46.800
10 -	3:29.812	1:33.766	46.19	11:28:16.612
11 -	3:19.258 P	1:23.212	48.63	11:31:35.870
12 -	3:22.147	1:26.101	47.94	11:34:58.017
13 -	2:00.733	4.687	80.27	11:36:58.750
14 -	1:58.767	2.721	81.59	11:38:57.517
15 -	1:57.760 (3)	1.714	82.29	11:40:55.277
16 -	1:58.255	2.209	81.95	11:42:53.532
17 -	1:57.544 (2)	1.498	82.44	11:44:51.076
18 -	1:57.775	1.729	82.28	11:46:48.851
19 -	1:57.848	1.802	82.23	11:48:46.699
20 -	1:56.046 (1)		83.51	11:50:42.745

P14 94 Oli MARATEOTTO JR

LAP	LAP TIME	DIFF	MPH	TIME OF DAY
1 -	2:15.362	17.378	71.59	11:08:20.337
2 -	2:07.325	9.341	76.11	11:10:27.662
3 -	2:05.615	7.631	77.15	11:12:33.277
4 -	2:03.784	5.800	78.29	11:14:37.061
5 -	2:02.326	4.342	79.22	11:16:39.387
6 -	2:02.606	4.622	79.04	11:18:41.993
7 -	2:02.079	4.095	79.38	11:20:44.072

DIFF = Difference To Personal Best Lap

8 -	2:01.802	3.818	79.56	11:22:45.874
9 -	2:02.362	4.378	79.20	11:24:48.236
10 -	3:29.476	1:31.492	46.26	11:28:17.712
11 -	3:19.469 P	1:21.485	48.58	11:31:37.181
12 -	3:21.478	1:23.494	48.10	11:34:58.659
13 -	2:03.561	5.577	78.43	11:37:02.220
14 -	2:00.132	2.148	80.67	11:39:02.352
15 -	1:59.285	1.301	81.24	11:41:01.637
16 -	1:59.369	1.385	81.18	11:43:01.006
17 -	1:58.850 (2)	0.866	81.54	11:44:59.856
18 -	1:58.956 (3)	0.972	81.46	11:46:58.812
19 -	1:57.984 (1)		82.14	11:48:56.796
20 -	2:02.474	4.490	79.12	11:50:59.270

P15 4 Dominik JACKSON

LAP	LAP TIME	DIFF	MPH	TIME OF DAY
1 -	1:59.497	9.919	81.10	11:08:04.472
2 -	1:54.777	5.199	84.43	11:09:59.249
3 -	1:51.952	2.374	86.56	11:11:51.201
4 -	1:52.258	2.680	86.33	11:13:43.459
5 -	1:51.491	1.913	86.92	11:15:34.950
6 -	1:50.964	1.386	87.33	11:17:25.914
7 -	1:50.663	1.085	87.57	11:19:16.577
8 -	1:54.525	4.947	84.62	11:21:11.102
9 -	3:24.339	1:34.761	47.42	11:24:35.441
10 -	3:30.348	1:40.770	46.07	11:28:05.789
11 -	3:16.815 P	1:27.237	49.24	11:31:22.604
12 -	3:34.010	1:44.432	45.28	11:34:56.614
13 -	1:53.968	4.390	85.03	11:36:50.582
14 -	1:50.077 (3)	0.499	88.04	11:38:40.659
15 -	1:49.601 (2)	0.023	88.42	11:40:30.260
16 -	1:49.578 (1)		88.44	11:42:19.838
17 -	1:50.114	0.536	88.01	11:44:09.952

P16 44 HULL / AVERY

LAP	LAP TIME	DIFF	MPH	TIME OF DAY
1 -	25:32.354	23:33.611	6.32	11:31:37.329
2 -	3:20.874 P	1:22.131	48.24	11:34:58.203
3 -	4:46.283	2:47.540	33.85	11:39:44.486
4 -	1:59.048 (2)	0.305	81.40	11:41:43.534
5 -	1:58.743 (1)		81.61	11:43:42.277
6 -	1:59.542 (3)	0.799	81.07	11:45:41.819
7 -	2:08.980	10.237	75.13	11:47:50.799
8 -	2:04.479	5.736	77.85	11:49:55.278

P17 10 John CAUDWELL

LAP	LAP TIME	DIFF	MPH	TIME OF DAY
1 -	2:19.397	22.653	69.52	11:08:24.372
2 -	1:57.924	1.180	82.18	11:10:22.296
3 -	1:56.744 (1)		83.01	11:12:19.040
4 -	1:56.969 (2)	0.225	82.85	11:14:16.009
5 -	1:57.756 (3)	1.012	82.29	11:16:13.765

Weather / Track : Showers / Wet

Oulton Park International
Circuit Length = 2.6920 miles
Start: 11:06 Flag 11:49 End: 11:53

MSVR Club Car Championships
Radical Challenge Championship
RACE 2 - PIT STOP ANALYSIS

P1 5 Jerome DE SADELEER				
STOP	IN TIME	STOP TIME	TOTAL TIME	OUT TIME
1 -	11:31:22.199	1:00.863	1:00.863	11:32:23.062

P2 52 Mark RICHARDS				
STOP	IN TIME	STOP TIME	TOTAL TIME	OUT TIME
1 -	11:31:23.933	1:03.465	1:03.465	11:32:27.398

P3 98 Joe STABLES				
STOP	IN TIME	STOP TIME	TOTAL TIME	OUT TIME
1 -	11:31:25.577	1:03.952	1:03.952	11:32:29.529

P4 11 Jac CONSTABLE				
STOP	IN TIME	STOP TIME	TOTAL TIME	OUT TIME
1 -	11:31:26.271	1:15.258	1:15.258	11:32:41.529

P5 66 Brian CAUDWELL				
STOP	IN TIME	STOP TIME	TOTAL TIME	OUT TIME
1 -	11:31:27.933	1:02.586	1:02.586	11:32:30.519

P6 111 Jon MACRAE				
STOP	IN TIME	STOP TIME	TOTAL TIME	OUT TIME
1 -	11:28:16.412	23.265	23.265	11:28:39.677
2 -	11:31:40.359	1:00.129	1:23.394	11:32:40.488

P7 28 Elliot GOODMAN				
STOP	IN TIME	STOP TIME	TOTAL TIME	OUT TIME
1 -	11:31:31.525	1:10.984	1:10.984	11:32:42.509

P8 57 Brian MURPHY				
STOP	IN TIME	STOP TIME	TOTAL TIME	OUT TIME
1 -	11:31:30.189	1:02.849	1:02.849	11:32:33.038

P9 31 Rod GOODMAN				
STOP	IN TIME	STOP TIME	TOTAL TIME	OUT TIME
1 -	11:31:32.432	1:10.536	1:10.536	11:32:42.968

P10 24 Peter BROOKES				
STOP	IN TIME	STOP TIME	TOTAL TIME	OUT TIME
1 -	11:31:34.077	1:09.506	1:09.506	11:32:43.583

P11 33 FEYZULLIN / ZAKHAROV				
STOP	IN TIME	STOP TIME	TOTAL TIME	OUT TIME
1 -	11:31:39.269	1:11.903	1:11.903	11:32:51.172

P12 74 Guillaume GRUCHET				
STOP	IN TIME	STOP TIME	TOTAL TIME	OUT TIME
1 -	11:31:35.870	1:09.906	1:09.906	11:32:45.776

P13 94 Oli MARATEOTTO JR				
STOP	IN TIME	STOP TIME	TOTAL TIME	OUT TIME
1 -	11:31:37.181	1:10.198	1:10.198	11:32:47.379

P14 4 Dominik JACKSON				
STOP	IN TIME	STOP TIME	TOTAL TIME	OUT TIME
1 -	11:31:22.604	1:21.514	1:21.514	11:32:44.118

P15 44 HULL / AVERY				
STOP	IN TIME	STOP TIME	TOTAL TIME	OUT TIME
1 -	11:34:58.203	2:39.357	2:39.357	11:37:37.560

Weather / Track : Showers / Wet

Results can be found at www.tsl-timing.com

Oulton Park International
 Circuit Length = 2.6920 miles
 Start: 11:06 Flag 11:48 End: 11:53

Printed - 15:58 Saturday, 20 July 2019

MSVR Club Car Championships
Radical Challenge Championship
RACE 2 - STATISTICS

Competitors Started 17
Planned Start 2019-07-20 @ 11:00:00.000
Actual Start 2019-07-20 @ 11:06:04.974
Finish Time 2019-07-20 @ 11:49:23.485
Track Length 2.6920mi.
Total Laps 310
Total Distance Covered 834.5288mi.

Session Fastest Lap History

NO	CL	NAME	LAP TIME	TIME OF DAY	LAP	VEHICLE
5	S	Jerome DE SADELEER	1:56.285	11:08:01.286	1	SR3 RSX
5	S	Jerome DE SADELEER	1:52.944	11:09:54.230	2	SR3 RSX
5	S	Jerome DE SADELEER	1:52.432	11:11:46.662	3	SR3 RSX
4	S	Dominik JACKSON	1:51.952	11:11:51.226	3	SR3 RSX
5	S	Jerome DE SADELEER	1:51.323	11:15:30.210	5	SR3 RSX
5	S	Jerome DE SADELEER	1:50.915	11:17:21.125	6	SR3 RSX
4	S	Dominik JACKSON	1:50.663	11:19:16.603	7	SR3 RSX
5	S	Jerome DE SADELEER	1:50.567	11:36:42.726	13	SR3 RSX
5	S	Jerome DE SADELEER	1:50.129	11:38:32.855	14	SR3 RSX
98	S	Joe STABLES	1:49.857	11:38:33.595	14	SR3 RSX
5	S	Jerome DE SADELEER	1:48.949	11:40:21.804	15	SR3 RSX
5	S	Jerome DE SADELEER	1:48.424	11:43:59.205	17	SR3 RSX
5	S	Jerome DE SADELEER	1:47.931	11:45:47.137	18	SR3 RSX
11	S	Jac CONSTABLE	1:47.895	11:49:35.232	20	SR3 RSX

Session Leader History

NO	CL	NAME	FROM LAP	LAPS LED	DISTANCE	VEHICLE
5	S	Jerome DE SADELEER	1	20	53.84 miles	SR3 RSX

Flag History

TYPE	TIME OF DAY
GREEN	11:06:04.974
SAFETY	11:20:40.242
GREEN	11:34:51.720
FINISH	11:49:23.485

Flag Statistics

TYPE	COUNT	TOTAL LAPS	TOTAL TIME
Green	2	16	33:01.021
Red	0	0	0.000
Safety Car	1	4	14:11.478
FCY	0	0	0.000

Weather / Track : Showers / Wet

These results are provisional until the conclusion of any judicial and technical matters.

Oulton Park International
Circuit Length = 2.6920 miles
Start: 11:06 Flag 11:49 End: 11:53

Clerk Of Course :	Timekeeper :
-------------------	--------------

MSVR Club Car Championships
Radical Challenge Championship
RACE 2 - STATISTICS

CLASS : S

15 Starters

Fastest Lap History

NO	NAME	LAP TIME	TIME OF DAY	LAP	VEHICLE
5	Jerome DE SADELEER	1:56.285	11:08:01.286	1	SR3 RSX
5	Jerome DE SADELEER	1:52.944	11:09:54.230	2	SR3 RSX
5	Jerome DE SADELEER	1:52.432	11:11:46.662	3	SR3 RSX
4	Dominik JACKSON	1:51.952	11:11:51.226	3	SR3 RSX
5	Jerome DE SADELEER	1:51.323	11:15:30.210	5	SR3 RSX
5	Jerome DE SADELEER	1:50.915	11:17:21.125	6	SR3 RSX
4	Dominik JACKSON	1:50.663	11:19:16.603	7	SR3 RSX
5	Jerome DE SADELEER	1:50.567	11:36:42.726	13	SR3 RSX
5	Jerome DE SADELEER	1:50.129	11:38:32.855	14	SR3 RSX
98	Joe STABLES	1:49.857	11:38:33.595	14	SR3 RSX
5	Jerome DE SADELEER	1:48.949	11:40:21.804	15	SR3 RSX
5	Jerome DE SADELEER	1:48.424	11:43:59.205	17	SR3 RSX
5	Jerome DE SADELEER	1:47.931	11:45:47.137	18	SR3 RSX
11	Jac CONSTABLE	1:47.895	11:49:35.232	20	SR3 RSX

Leader History

NO	NAME	FROM LAP	LAPS LED	DISTANCE	VEHICLE
5	Jerome DE SADELEER	1	20	53.84 miles	SR3 RSX

Weather / Track : Showers / Wet

These results are provisional until the conclusion of any judicial and technical matters.

Oulton Park International
 Circuit Length = 2.6920 miles
 Start: 11:06 Flag 11:49 End: 11:53

Clerk Of Course :		Timekeeper :
-------------------	--	--------------

MSVR Club Car Championships
Radical Challenge Championship
RACE 2 - STATISTICS

CLASS : T

2 Starters

Fastest Lap History

NO	NAME	LAP TIME	TIME OF DAY	LAP	VEHICLE
33	FEYZULLIN / ZAKHAROV	2:12.813	11:08:17.814	1	SR3 RSX
33	FEYZULLIN / ZAKHAROV	2:05.772	11:10:23.585	2	SR3 RSX
33	FEYZULLIN / ZAKHAROV	2:04.905	11:14:47.710	4	SR3 RSX
33	FEYZULLIN / ZAKHAROV	2:04.674	11:16:52.384	5	SR3 RSX
33	FEYZULLIN / ZAKHAROV	2:03.461	11:18:55.845	6	SR3 RSX
33	FEYZULLIN / ZAKHAROV	2:02.645	11:20:58.491	7	SR3 RSX
33	FEYZULLIN / ZAKHAROV	2:00.377	11:37:00.082	13	SR3 RSX
33	FEYZULLIN / ZAKHAROV	1:58.185	11:38:58.267	14	SR3 RSX
33	FEYZULLIN / ZAKHAROV	1:57.513	11:40:55.780	15	SR3 RSX
33	FEYZULLIN / ZAKHAROV	1:57.479	11:44:51.495	17	SR3 RSX
33	FEYZULLIN / ZAKHAROV	1:56.340	11:46:47.836	18	SR3 RSX
33	FEYZULLIN / ZAKHAROV	1:55.621	11:48:43.457	19	SR3 RSX
33	FEYZULLIN / ZAKHAROV	1:54.147	11:50:37.604	20	SR3 RSX

Leader History

NO	NAME	FROM LAP	LAPS LED	DISTANCE	VEHICLE
33	FEYZULLIN / ZAKHAROV	1	20	53.84 miles	SR3 RSX

Weather / Track : Showers / Wet

These results are provisional until the conclusion of any judicial and technical matters.

Oulton Park International
 Circuit Length = 2.6920 miles
 Start: 11:06 Flag 11:49 End: 11:53

Clerk Of Course :		Timekeeper :
-------------------	--	--------------

Radical Challenge Championship

RACE 4 - CLASSIFICATION

POS	NO	CL	PIC NAME	ENTRY	LAPS	TIME	GAP	DIFF	MPH	BEST	ON
1	4	S	1 Dominik JACKSON	SR3 RSX	11	20:52.754			85.09	1:38.020	9
2	11	S	2 Jac CONSTABLE	SR3 RSX	11	20:53.608	0.854	0.854	85.03	1:38.118	9
3	5	S	3 Jerome DE SADELEER	SR3 RSX	11	20:54.242	1.488	0.634	84.99	1:38.023	10
4	52	S	4 Mark RICHARDS	SR3 RSX	11	20:58.442	5.688	4.200	84.71	1:38.681	10
5	98	S	5 Joe STABLES	SR3 RSX	11	20:58.738	5.984	0.296	84.69	1:38.232	11
6	111	S	6 Jon MACRAE	SR3 RSX	11	21:08.388	15.634	9.650	84.04	1:40.259	8
7	23	S	7 Jason RISHOVER	SR3 RSX	11	21:08.990	16.236	0.602	84.00	1:40.255	7
8	28	S	8 Elliot GOODMAN	SR3 RSX	11	21:09.434	16.680	0.444	83.97	1:40.085	11
9	24	S	9 Peter BROOKES	SR3 RSX	11	21:14.720	21.966	5.286	83.62	1:41.084	7
10	8	S	10 Spencer BOURNE	SR3 RSX	11	21:18.665	25.911	3.945	83.37	1:41.640	11
11	57	S	11 Brian MURPHY	SR3 RSX	11	21:19.412	26.658	0.747	83.32	1:41.040	8
12	31	S	12 Rod GOODMAN	SR3 RSX	11	21:38.228	45.474	18.816	82.11	1:42.733	9
13	74	S	13 Guillaume GRUCHET	SR3 RSX	11	21:58.729	1:05.975	20.501	80.83	1:47.228	10
14	44	T	1 Nick HULL	SR3 RSX	11	21:59.096	1:06.342	0.367	80.81	1:47.025	10
15	94	S	14 Oli MARATEOTTO JR	SR3 RSX	11	21:59.283	1:06.529	0.187	80.80	1:47.127	10
16	33	T	2 Amir FEYZULLIN	SR3 RSX	11	22:03.583	1:10.829	4.300	80.54	1:47.519	10

NOT CLASSIFIED

DNF	66	S	Brian CAUDWELL	SR3 RSX	2	3:32.060	9 Laps	9 Laps	91.40	1:41.564	2
-----	----	---	----------------	---------	---	----------	---------------	--------	-------	-----------------	---

FASTEST LAP

	4	S	Dominik JACKSON	SR3 RSX	9	1:38.020		98.87 mph		159.11 kph	
	44	T	Nick HULL	SR3 RSX	10	1:47.025		90.55 mph		145.72 kph	

Weather / Track : Cloudy / Dry

These results are provisional until the conclusion of any judicial and technical matters.

Oulton Park International
Circuit Length = 2.6920 miles
Start: 13:13 Flag 13:33 End: 13:35

Clerk Of Course :	Steward :	Timekeeper :
-------------------	-----------	--------------

Radical Challenge Championship

RACE 4 - LAP CHART

LAP 1 @ 13:14:54.604			LAP 2 @ 13:16:33.873			LAP 3 @ 13:18:13.047			LAP 4 @ 13:21:06.365			LAP 5 @ 13:24:08.779		
NO	BEHIND	LAP TIME	NO	BEHIND	LAP TIME	NO	BEHIND	LAP TIME	NO	BEHIND	LAP TIME	NO	BEHIND	LAP TIME
4		1:47.536	4		1:39.269	4		1:39.174	4		2:53.318	4		3:02.414
11	0.199	1:47.735	11	0.895	1:39.965	11	0.919	1:39.198	11	0.556	2:52.955	11	0.498	3:02.356
52	0.774	1:48.310	52	1.455	1:39.950	52	2.013	1:39.732	52	1.396	2:52.701	52	1.171	3:02.189
5	1.719	1:49.255	5	2.021	1:39.571	5	2.492	1:39.645	5	1.879	2:52.705	5	1.386	3:01.921
66	2.960	1:50.496	66	5.255	1:41.564	98	7.917	1:39.509	98	2.533	2:47.934	98	1.800	3:01.681
98	5.558	1:53.094	98	7.582	1:41.293	111	11.596	1:41.256	111	3.314	2:45.036	111	2.573	3:01.673
57	5.698	1:53.234	57	8.842	1:42.413	23	12.950	1:41.909	23	4.088	2:44.456	23	2.941	3:01.267
111	6.454	1:53.990	111	9.514	1:42.329	28	13.455	1:42.031	28	5.020	2:44.883	28	3.517	3:00.911
23	6.586	1:54.122	23	10.215	1:42.898	24	16.215	1:43.525	24	5.776	2:42.879	24	4.091	3:00.729
28	6.823	1:54.359	28	10.598	1:43.044	8	19.035	1:43.275	8	6.275	2:40.558	8	4.648	3:00.787
24	7.572	1:55.108	24	11.864	1:43.561	57	23.335	1:53.667	57	7.476	2:37.459	57	5.231	3:00.169
8	11.115	1:58.651	8	14.934	1:43.088	44	42.747	1:57.118	44	8.494	2:19.065	44	6.400	3:00.320
44	13.268	2:00.804	44	24.803	1:50.804	74	43.214	1:56.497	74	8.909	2:19.013	74	6.999	3:00.504
74	14.361	2:01.897	74	25.891	1:50.799	94	43.503	1:56.355	94	9.354	2:19.169	94	7.724	3:00.784
94	15.524	2:03.060	94	26.322	1:50.067	33	56.456	1:56.667	33	11.697	2:08.559	33	8.811	2:59.528
33	23.468	2:11.004	33	38.963	1:54.764	31	1:17.401	1:47.783	31	13.794	1:49.711	31	9.179	2:57.799
31	30.235	2:17.771 P	31	1:08.792	2:17.826									

Weather / Track : Cloudy / Dry

Results can be found at www.tsl-timing.com

Page 1 of 3

Oulton Park International
 Circuit Length = 2.6920 miles
 Start: 13:13 Flag 13:33 End: 13:35

Printed - 13:38 Saturday, 20 July 2019

Radical Challenge Championship

RACE 4 - LAP CHART

LAP 6 @ 13:25:48.721			LAP 7 @ 13:27:26.813			LAP 8 @ 13:29:05.094			LAP 9 @ 13:30:43.114			LAP 10 @ 13:32:21.484		
NO	BEHIND	LAP TIME	NO	BEHIND	LAP TIME	NO	BEHIND	LAP TIME	NO	BEHIND	LAP TIME	NO	BEHIND	LAP TIME
4		1:39.942	4		1:38.092	4		1:38.281	4		1:38.020	4		1:38.370
11	0.130	1:39.574	11	0.547	1:38.509	11	0.401	1:38.135	11	0.499	1:38.118	11	0.584	1:38.455
5	1.567	1:40.123	5	1.563	1:38.088	5	1.353	1:38.071	5	1.460	1:38.127	5	1.113	1:38.023
52	1.840	1:40.611	52	3.112	1:39.364	52	4.066	1:39.235	52	4.893	1:38.847	52	5.204	1:38.681
98	2.183	1:40.325	98	4.249	1:40.158	98	4.821	1:38.853	98	5.416	1:38.615	98	6.090	1:39.044
111	3.311	1:40.680	111	5.740	1:40.521	111	7.718	1:40.259	111	10.312	1:40.614	111	12.852	1:40.910
23	4.390	1:41.391	23	6.553	1:40.255	23	8.566	1:40.294	23	11.140	1:40.594	23	13.478	1:40.708
28	5.188	1:41.613	28	7.681	1:40.585	28	10.095	1:40.695	28	13.082	1:41.007	28	14.933	1:40.221
24	6.428	1:42.279	24	9.420	1:41.084	24	12.826	1:41.687	24	16.113	1:41.307	24	18.935	1:41.192
8	7.148	1:42.442	8	10.976	1:41.920	8	14.684	1:41.989	8	18.442	1:41.778	8	22.609	1:42.537
57	9.514	1:44.225	57	13.239	1:41.817	57	15.998	1:41.040	57	19.568	1:41.590	57	23.187	1:41.989
44	15.977	1:49.519	31	26.964	1:47.868	31	31.537	1:42.854	31	36.250	1:42.733	31	40.930	1:43.050
74	16.894	1:49.837	44	27.439	1:49.554	44	38.022	1:48.864	74	48.223	1:47.626	74	57.081	1:47.228
94	17.029	1:49.247	74	28.002	1:49.200	74	38.617	1:48.896	44	48.604	1:48.602	44	57.259	1:47.025
31	17.188	1:47.951	94	28.547	1:49.610	94	38.953	1:48.687	94	48.983	1:48.050	94	57.740	1:47.127
33	19.484	1:50.615	33	30.873	1:49.481	33	41.424	1:48.832	33	51.717	1:48.313	33	1:00.866	1:47.519

Weather / Track : Cloudy / Dry

Results can be found at www.tsl-timing.com

Page 2 of 3

Oulton Park International
Circuit Length = 2.6920 miles
Start: 13:13 Flag 13:33 End: 13:35

Printed - 13:38 Saturday, 20 July 2019

Radical Challenge Championship

RACE 4 - LAP CHART

LAP 11 @ 13:33:59.822

NO	BEHIND	LAP TIME
4		1:38.338
11	0.854	1:38.608
5	1.488	1:38.713
52	5.688	1:38.822
98	5.984	1:38.232
111	15.634	1:41.120
23	16.236	1:41.096
28	16.680	1:40.085
24	21.966	1:41.369
8	25.911	1:41.640
57	26.658	1:41.809
31	45.474	1:42.882
74	1:05.975	1:47.232
44	1:06.342	1:47.421
94	1:06.529	1:47.127
33	1:10.829	1:48.301

Weather / Track : Cloudy / Dry

Results can be found at www.tsl-timing.com

Page 3 of 3

Oulton Park International
Circuit Length = 2.6920 miles
Start: 13:13 Flag 13:33 End: 13:35

Printed - 13:38 Saturday, 20 July 2019

Radical Challenge Championship

RACE 4 - LAP ANALYSIS

DIFF = Difference To Personal Best Lap

P1 4 Dominik JACKSON				
LAP	LAP TIME	DIFF	MPH	TIME OF DAY
1 -	1:47.536	9.516	90.12	13:14:54.604
2 -	1:39.269	1.249	97.62	13:16:33.873
3 -	1:39.174	1.154	97.72	13:18:13.047
4 -	2:53.318	1:15.298	55.91	13:21:06.365
5 -	3:02.414	1:24.394	53.12	13:24:08.779
6 -	1:39.942	1.922	96.96	13:25:48.721
7 -	1:38.092 (2)	0.072	98.79	13:27:26.813
8 -	1:38.281 (3)	0.261	98.60	13:29:05.094
9 -	1:38.020 (1)		98.87	13:30:43.114
10 -	1:38.370	0.350	98.51	13:32:21.484
11 -	1:38.338	0.318	98.55	13:33:59.822

P2 11 Jac CONSTABLE				
LAP	LAP TIME	DIFF	MPH	TIME OF DAY
1 -	1:47.735	9.617	89.95	13:14:54.803
2 -	1:39.965	1.847	96.94	13:16:34.768
3 -	1:39.198	1.080	97.69	13:18:13.966
4 -	2:52.955	1:14.837	56.03	13:21:06.921
5 -	3:02.356	1:24.238	53.14	13:24:09.277
6 -	1:39.574	1.456	97.32	13:25:48.851
7 -	1:38.509	0.391	98.37	13:27:27.360
8 -	1:38.135 (2)	0.017	98.75	13:29:05.495
9 -	1:38.118 (1)		98.77	13:30:43.613
10 -	1:38.455 (3)	0.337	98.43	13:32:22.068
11 -	1:38.608	0.490	98.28	13:34:00.676

P3 5 Jerome DE SADELEER				
LAP	LAP TIME	DIFF	MPH	TIME OF DAY
1 -	1:49.255	11.232	88.70	13:14:56.323
2 -	1:39.571	1.548	97.33	13:16:35.894
3 -	1:39.645	1.622	97.25	13:18:15.539
4 -	2:52.705	1:14.682	56.11	13:21:08.244
5 -	3:01.921	1:23.898	53.27	13:24:10.165
6 -	1:40.123	2.100	96.79	13:25:50.288
7 -	1:38.088 (3)	0.065	98.80	13:27:28.376
8 -	1:38.071 (2)	0.048	98.81	13:29:06.447
9 -	1:38.127	0.104	98.76	13:30:44.574
10 -	1:38.023 (1)		98.86	13:32:22.597
11 -	1:38.713	0.690	98.17	13:34:01.310

P4 52 Mark RICHARDS				
LAP	LAP TIME	DIFF	MPH	TIME OF DAY
1 -	1:48.310	9.629	89.47	13:14:55.378
2 -	1:39.950	1.269	96.96	13:16:35.328
3 -	1:39.732	1.051	97.17	13:18:15.060
4 -	2:52.701	1:14.020	56.11	13:21:07.761
5 -	3:02.189	1:23.508	53.19	13:24:09.950
6 -	1:40.611	1.930	96.32	13:25:50.561
7 -	1:39.364	0.683	97.53	13:27:29.925
8 -	1:39.235	0.554	97.66	13:29:09.160
9 -	1:38.847 (3)	0.166	98.04	13:30:48.007
10 -	1:38.681 (1)		98.20	13:32:26.688
11 -	1:38.822 (2)	0.141	98.06	13:34:05.510

P5 98 Joe STABLES				
LAP	LAP TIME	DIFF	MPH	TIME OF DAY
1 -	1:53.094	14.862	85.69	13:15:00.162
2 -	1:41.293	3.061	95.67	13:16:41.455

DIFF = Difference To Personal Best Lap

3 -	1:39.509	1.277	97.39	13:18:20.964
4 -	2:47.934	1:09.702	57.70	13:21:08.898
5 -	3:01.681	1:23.449	53.34	13:24:10.579
6 -	1:40.325	2.093	96.59	13:25:50.904
7 -	1:40.158	1.926	96.76	13:27:31.062
8 -	1:38.853 (3)	0.621	98.03	13:29:09.915
9 -	1:38.615 (2)	0.383	98.27	13:30:48.530
10 -	1:39.044	0.812	97.84	13:32:27.574
11 -	1:38.232 (1)		98.65	13:34:05.806

P6 111 Jon MACRAE				
LAP	LAP TIME	DIFF	MPH	TIME OF DAY
1 -	1:53.990	13.731	85.01	13:15:01.058
2 -	1:42.329	2.070	94.70	13:16:43.387
3 -	1:41.256	0.997	95.71	13:18:24.643
4 -	2:45.036	1:04.777	58.72	13:21:09.679
5 -	3:01.673	1:21.414	53.34	13:24:11.352
6 -	1:40.680	0.421	96.25	13:25:52.032
7 -	1:40.521 (2)	0.262	96.41	13:27:32.553
8 -	1:40.259 (1)		96.66	13:29:12.812
9 -	1:40.614 (3)	0.355	96.32	13:30:53.426
10 -	1:40.910	0.651	96.03	13:32:34.336
11 -	1:41.120	0.861	95.83	13:34:15.456

P7 23 Jason RISHOVER				
LAP	LAP TIME	DIFF	MPH	TIME OF DAY
1 -	1:54.122	13.867	84.92	13:15:01.190
2 -	1:42.898	2.643	94.18	13:16:44.088
3 -	1:41.909	1.654	95.09	13:18:25.997
4 -	2:44.456	1:04.201	58.92	13:21:10.453
5 -	3:01.267	1:21.012	53.46	13:24:11.720
6 -	1:41.391	1.136	95.58	13:25:53.111
7 -	1:40.255 (1)		96.66	13:27:33.366
8 -	1:40.294 (2)	0.039	96.62	13:29:13.660
9 -	1:40.594 (3)	0.339	96.34	13:30:54.254
10 -	1:40.708	0.453	96.23	13:32:34.962
11 -	1:41.096	0.841	95.86	13:34:16.058

P8 28 Elliot GOODMAN				
LAP	LAP TIME	DIFF	MPH	TIME OF DAY
1 -	1:54.359	14.274	84.74	13:15:01.427
2 -	1:43.044	2.959	94.05	13:16:44.471
3 -	1:42.031	1.946	94.98	13:18:26.502
4 -	2:44.883	1:04.798	58.77	13:21:11.385
5 -	3:00.911	1:20.826	53.56	13:24:12.296
6 -	1:41.613	1.528	95.37	13:25:53.909
7 -	1:40.585 (3)	0.500	96.34	13:27:34.494
8 -	1:40.695	0.610	96.24	13:29:15.189
9 -	1:41.007	0.922	95.94	13:30:56.196
10 -	1:40.221 (2)	0.136	96.69	13:32:36.417
11 -	1:40.085 (1)		96.83	13:34:16.502

P9 24 Peter BROOKES				
LAP	LAP TIME	DIFF	MPH	TIME OF DAY
1 -	1:55.108	14.024	84.19	13:15:02.176
2 -	1:43.561	2.477	93.58	13:16:45.737
3 -	1:43.525	2.441	93.61	13:18:29.262
4 -	2:42.879	1:01.795	59.50	13:21:12.141
5 -	3:00.729	1:19.645	53.62	13:24:12.870
6 -	1:42.279	1.195	94.75	13:25:55.149
7 -	1:41.084 (1)		95.87	13:27:36.233

Oulton Park International
 Circuit Length = 2.6920 miles
 Start: 13:13 Flag 13:33 End: 13:35

Weather / Track : Cloudy / Dry

Radical Challenge Championship

RACE 4 - LAP ANALYSIS

DIFF = Difference To Personal Best Lap

8 -	1:41.687	0.603	95.30	13:29:17.920
9 -	1:41.307 (3)	0.223	95.66	13:30:59.227
10 -	1:41.192 (2)	0.108	95.77	13:32:40.419
11 -	1:41.369	0.285	95.60	13:34:21.788

P10 8 Spencer BOURNE

LAP	LAP TIME	DIFF	MPH	TIME OF DAY
1 -	1:58.651	17.011	81.67	13:15:05.719
2 -	1:43.088	1.448	94.00	13:16:48.807
3 -	1:43.275	1.635	93.83	13:18:32.082
4 -	2:40.558	58.918	60.36	13:21:12.640
5 -	3:00.787	1:19.147	53.60	13:24:13.427
6 -	1:42.442	0.802	94.60	13:25:55.869
7 -	1:41.920 (3)	0.280	95.08	13:27:37.789
8 -	1:41.989	0.349	95.02	13:29:19.778
9 -	1:41.778 (2)	0.138	95.22	13:31:01.556
10 -	1:42.537	0.897	94.51	13:32:44.093
11 -	1:41.640 (1)		95.34	13:34:25.733

P11 57 Brian MURPHY

LAP	LAP TIME	DIFF	MPH	TIME OF DAY
1 -	1:53.234	12.194	85.58	13:15:00.302
2 -	1:42.413	1.373	94.62	13:16:42.715
3 -	1:53.667	12.627	85.26	13:18:36.382
4 -	2:37.459	56.419	61.54	13:21:13.841
5 -	3:00.169	1:19.129	53.79	13:24:14.010
6 -	1:44.225	3.185	92.98	13:25:58.235
7 -	1:41.817	0.777	95.18	13:27:40.052
8 -	1:41.040 (1)		95.91	13:29:21.092
9 -	1:41.590 (2)	0.550	95.39	13:31:02.682
10 -	1:41.989	0.949	95.02	13:32:44.671
11 -	1:41.809 (3)	0.769	95.19	13:34:26.480

P12 31 Rod GOODMAN

LAP	LAP TIME	DIFF	MPH	TIME OF DAY
1 -	2:17.771 P	35.038	70.34	13:15:24.839
2 -	2:17.826	35.093	70.31	13:17:42.665
3 -	1:47.783	5.050	89.91	13:19:30.448
4 -	1:49.711	6.978	88.33	13:21:20.159
5 -	2:57.799	1:15.066	54.50	13:24:17.958
6 -	1:47.951	5.218	89.77	13:26:05.909
7 -	1:47.868	5.135	89.84	13:27:53.777
8 -	1:42.854 (2)	0.121	94.22	13:29:36.631
9 -	1:42.733 (1)		94.33	13:31:19.364
10 -	1:43.050	0.317	94.04	13:33:02.414
11 -	1:42.882 (3)	0.149	94.19	13:34:45.296

P13 74 Guillaume GRUCHET

LAP	LAP TIME	DIFF	MPH	TIME OF DAY
1 -	2:01.897	14.669	79.50	13:15:08.965
2 -	1:50.799	3.571	87.46	13:16:59.764
3 -	1:56.497	9.269	83.18	13:18:56.261
4 -	2:19.013	31.785	69.71	13:21:15.274
5 -	3:00.504	1:13.276	53.69	13:24:15.778
6 -	1:49.837	2.609	88.23	13:26:05.615
7 -	1:49.200	1.972	88.74	13:27:54.815
8 -	1:48.896	1.668	88.99	13:29:43.711
9 -	1:47.626 (3)	0.398	90.04	13:31:31.337
10 -	1:47.228 (1)		90.38	13:33:18.565
11 -	1:47.232 (2)	0.004	90.37	13:35:05.797

DIFF = Difference To Personal Best Lap

P14 44 HULL / AVERY				
LAP	LAP TIME	DIFF	MPH	TIME OF DAY
1 -	2:00.804	13.779	80.22	13:15:07.872
2 -	1:50.804	3.779	87.46	13:16:58.676
3 -	1:57.118	10.093	82.74	13:18:55.794
4 -	2:19.065	32.040	69.68	13:21:14.859
5 -	3:00.320	1:13.295	53.74	13:24:15.179
6 -	1:49.519	2.494	88.48	13:26:04.698
7 -	1:49.554	2.529	88.46	13:27:54.252
8 -	1:48.864	1.839	89.02	13:29:43.116
9 -	1:48.602 (3)	1.577	89.23	13:31:31.718
10 -	1:47.025 (1)		90.55	13:33:18.743
11 -	1:47.421 (2)	0.396	90.21	13:35:06.164

P15 94 Oli MARATEOTTO JR

LAP	LAP TIME	DIFF	MPH	TIME OF DAY
1 -	2:03.060	15.933	78.75	13:15:10.128
2 -	1:50.067	2.940	88.04	13:17:00.195
3 -	1:56.355	9.228	83.29	13:18:56.550
4 -	2:19.169	32.042	69.63	13:21:15.719
5 -	3:00.784	1:13.657	53.60	13:24:16.503
6 -	1:49.247	2.120	88.71	13:26:05.750
7 -	1:49.610	2.483	88.41	13:27:55.360
8 -	1:48.687	1.560	89.16	13:29:44.047
9 -	1:48.050 (3)	0.923	89.69	13:31:32.097
10 -	1:47.127 (1)		90.46	13:33:19.224
11 -	1:47.127 (1)		90.46	13:35:06.351

P16 33 FEYZULLIN / ZAKHAROV

LAP	LAP TIME	DIFF	MPH	TIME OF DAY
1 -	2:11.004	23.485	73.97	13:15:18.072
2 -	1:54.764	7.245	84.44	13:17:12.836
3 -	1:56.667	9.148	83.06	13:19:09.503
4 -	2:08.559	21.040	75.38	13:21:18.062
5 -	2:59.528	1:12.009	53.98	13:24:17.590
6 -	1:50.615	3.096	87.61	13:26:08.205
7 -	1:49.481	1.962	88.52	13:27:57.686
8 -	1:48.832	1.313	89.04	13:29:46.518
9 -	1:48.313 (3)	0.794	89.47	13:31:34.831
10 -	1:47.519 (1)		90.13	13:33:22.350
11 -	1:48.301 (2)	0.782	89.48	13:35:10.651

P17 66 Brian CAUDWELL

LAP	LAP TIME	DIFF	MPH	TIME OF DAY
1 -	1:50.496 (2)	8.932	87.70	13:14:57.564
2 -	1:41.564 (1)		95.42	13:16:39.128

Weather / Track : Cloudy / Dry

Oulton Park International
Circuit Length = 2.6920 miles
Start: 13:13 Flag 13:33 End: 13:35

Radical Challenge Championship

RACE 4 - STATISTICS

Competitors Started 17
Planned Start 2019-07-20 @ 13:05:00.000
Actual Start 2019-07-20 @ 13:13:07.067
Finish Time 2019-07-20 @ 13:33:57.562
Track Length 2.6920mi.
Total Laps 178
Total Distance Covered 479.1810mi.

Session Fastest Lap History

NO	CL	NAME	LAP TIME	TIME OF DAY	LAP	VEHICLE
4	S	Dominik JACKSON	1:47.536	13:14:54.629	1	SR3 RSX
4	S	Dominik JACKSON	1:39.269	13:16:33.897	2	SR3 RSX
4	S	Dominik JACKSON	1:39.174	13:18:13.072	3	SR3 RSX
4	S	Dominik JACKSON	1:38.092	13:27:26.837	7	SR3 RSX
5	S	Jerome DE SADELEER	1:38.088	13:27:28.401	7	SR3 RSX
5	S	Jerome DE SADELEER	1:38.071	13:29:06.472	8	SR3 RSX
4	S	Dominik JACKSON	1:38.020	13:30:43.138	9	SR3 RSX

Session Leader History

NO	CL	NAME	FROM LAP	LAPS LED	DISTANCE	VEHICLE
4	S	Dominik JACKSON	1	11	29.61 miles	SR3 RSX

Flag History

TYPE	TIME OF DAY
GREEN	13:13:07.067
SAFETY	13:18:10.779
GREEN	13:24:08.214
FINISH	13:33:57.562

Flag Statistics

TYPE	COUNT	TOTAL LAPS	TOTAL TIME
Green	2	9	16:10.096
Red	0	0	0.000
Safety Car	1	2	5:57.435
FCY	0	0	0.000

Weather / Track : Cloudy / Dry

These results are provisional until the conclusion of any judicial and technical matters.

Oulton Park International
Circuit Length = 2.6920 miles
Start: 13:13 Flag 13:33 End: 13:35

Clerk Of Course :		Timekeeper :
-------------------	--	--------------

Radical Challenge Championship

RACE 4 - STATISTICS

CLASS : S

15 Starters

Fastest Lap History

NO	NAME	LAP TIME	TIME OF DAY	LAP	VEHICLE
4	Dominik JACKSON	1:47.536	13:14:54.629	1	SR3 RSX
4	Dominik JACKSON	1:39.269	13:16:33.897	2	SR3 RSX
4	Dominik JACKSON	1:39.174	13:18:13.072	3	SR3 RSX
4	Dominik JACKSON	1:38.092	13:27:26.837	7	SR3 RSX
5	Jerome DE SADELEER	1:38.088	13:27:28.401	7	SR3 RSX
5	Jerome DE SADELEER	1:38.071	13:29:06.472	8	SR3 RSX
4	Dominik JACKSON	1:38.020	13:30:43.138	9	SR3 RSX

Leader History

NO	NAME	FROM LAP	LAPS LED	DISTANCE	VEHICLE
4	Dominik JACKSON	1	11	29.61 miles	SR3 RSX

Weather / Track : Cloudy / Dry

These results are provisional until the conclusion of any judicial and technical matters.

Oulton Park International
Circuit Length = 2.6920 miles
Start: 13:13 Flag 13:33 End: 13:35

Clerk Of Course :		Timekeeper :
-------------------	--	--------------

Radical Challenge Championship

RACE 4 - STATISTICS

CLASS : T

2 Starters

Fastest Lap History

NO	NAME	LAP TIME	TIME OF DAY	LAP	VEHICLE
44	Nick HULL	2:00.804	13:15:07.898	1	SR3 RSX
44	Nick HULL	1:50.804	13:16:58.702	2	SR3 RSX
44	Nick HULL	1:49.519	13:26:04.723	6	SR3 RSX
33	Amir FEYZULLIN	1:49.481	13:27:57.710	7	SR3 RSX
44	Nick HULL	1:48.864	13:29:43.141	8	SR3 RSX
33	Amir FEYZULLIN	1:48.832	13:29:46.542	8	SR3 RSX
44	Nick HULL	1:48.602	13:31:31.743	9	SR3 RSX
33	Amir FEYZULLIN	1:48.313	13:31:34.855	9	SR3 RSX
44	Nick HULL	1:47.025	13:33:18.768	10	SR3 RSX

Leader History

NO	NAME	FROM LAP	LAPS LED	DISTANCE	VEHICLE
44	Nick HULL	1	11	29.61 miles	SR3 RSX

Weather / Track : Cloudy / Dry


These results are provisional until the conclusion of any judicial and technical matters.

Oulton Park International
Circuit Length = 2.6920 miles
Start: 13:13 Flag 13:33 End: 13:35

Clerk Of Course :		Timekeeper :
-------------------	--	--------------

Radical Challenge Championship

RACE 8 - GRID (50 minutes)

ROW 9	17	3:32.060 66 Brian CAUDWELL	18	0.000 10 John CAUDWELL
ROW 8	15	21:59.283 94 Oli MARATEOTTO JR	16	22:03.583 33 Amir FEYZULLIN
ROW 7	13	21:58.729 74 Guillaume GRUCHET	14	21:59.096 44 Nick HULL
ROW 6	11	21:19.412 57 Brian MURPHY	12	21:38.228 31 Rod GOODMAN
ROW 5	9	21:14.720 24 Peter BROOKES	10	21:18.665 8 Spencer BOURNE
ROW 4	7	21:08.990 23 Jason RISHOVER	8	21:09.434 28 Elliot GOODMAN
ROW 3	5	20:58.738 98 Joe STABLES	6	21:08.388 111 Jon MACRAE
ROW 2	3	20:54.242 5 Jerome DE SADELEER	4	20:58.442 52 Mark RICHARDS
ROW 1	1	20:52.754 4 Dominik JACKSON	2	20:53.608 11 Jac CONSTABLE
Pole				
				

Oulton Park International
Circuit Length = 2.6920 miles

These results are provisional until the conclusion of any judicial and technical matters.

Clerk Of Course :	Steward :	Timekeeper :

Radical Challenge Championship

RACE 8 - CLASSIFICATION

POS	NO	CL	PIC NAME	ENTRY	LAPS	TIME	GAP	DIFF	MPH	BEST	ON
1	11	S	1 Jac CONSTABLE	SR3 RSX	30	50:41.368			95.59	1:38.422	9
2	4*	S	2 Dominik JACKSON	SR3 RSX	30	50:53.820	12.452	12.452	95.20	1:38.494	5
3	111	S	3 Jon MACRAE	SR3 RSX	30	51:22.086	40.718	28.266	94.33	1:39.738	26
4	5*	S	4 Jerome DE SADELEER	SR3 RSX	30	51:28.041	46.673	5.955	94.14	1:37.826	18
5	28	S	5 Elliot GOODMAN	SR3 RSX	30	51:32.959	51.591	4.918	94.00	1:39.579	19
6	98*	S	6 Joe STABLES	SR3 RSX	30	51:37.329	55.961	4.370	93.86	1:38.488	21
7	52	S	7 Mark RICHARDS	SR3 RSX	30	51:38.964	57.596	1.635	93.81	1:39.046	28
8	8	S	8 Spencer BOURNE	SR3 RSX	30	51:51.271	1:09.903	12.307	93.44	1:40.319	22
9	23	S	9 Jason RISHOVER	SR3 RSX	30	51:59.743	1:18.375	8.472	93.19	1:39.739	23
10	57	S	10 Brian MURPHY	SR3 RSX	29	50:42.160	1 Lap	1 Lap	92.38	1:40.633	14
11	24	S	11 Peter BROOKES	SR3 RSX	29	50:48.393	1 Lap	6.233	92.19	1:40.499	20
12	10	S	12 John CAUDWELL	SR3 RSX	29	51:21.468	1 Lap	33.075	91.20	1:42.478	16
13	33	T	1 FEYZULLIN / ZAKHAROV	SR3 RSX	28	51:38.877	2 Laps	1 Lap	87.56	1:43.335	12
14	74*	S	13 Guillaume GRUCHET	SR3 RSX	28	51:53.900	2 Laps	15.023	87.14	1:46.851	22
15	94	S	14 Oli MARATEOTTO JR	SR3 RSX	28	52:06.082	2 Laps	12.182	86.80	1:43.496	26
16	44	T	2 HULL / AVERY	SR3 RSX	28	53:52.453	2 Laps	1:46.371	83.94	1:44.830	26
NOT CLASSIFIED											
DNF	66	S	Brian CAUDWELL	SR3 RSX	28	49:11.325	2 Laps		91.94	1:40.106	14
DNF	31*	S	Rod GOODMAN	SR3 RSX	13	25:37.979	17 Laps	15 Laps	81.91	1:42.599	6
FASTEST LAP											
	5	S	Jerome DE SADELEER	SR3 RSX	18	1:37.826			99.06 mph	159.43 kph	
	33	T	FEYZULLIN / ZAKHAROV	SR3 RSX	12	1:43.335			93.78 mph	150.93 kph	

Car 31 - 5 second penalty applied - track limits

Cars 4, & 98 - 15 second time penalty applied - track limits

Car 52 - Drive Through penalty - Track Limits

Car 5 - Stop & Go penalty - more than permitted mechanics working at the pit stop

Car 74 - Drive Through penalty - failing to switch engine off at pit stop

Weather / Track : Bright / Dry

These results are provisional until the conclusion of any judicial and technical matters.

Oulton Park International

Circuit Length = 2.6920 miles

Start: 15:46 Flag 16:37 End: 16:40

Clerk Of Course :	Steward :	Timekeeper :

Radical Challenge Championship

RACE 8 - LAP CHART

LAP 1 @ 15:48:24.753			LAP 2 @ 15:50:04.502			LAP 3 @ 15:51:43.856			LAP 4 @ 15:53:22.889			LAP 5 @ 15:55:01.383		
NO	BEHIND	LAP TIME	NO	BEHIND	LAP TIME	NO	BEHIND	LAP TIME	NO	BEHIND	LAP TIME	NO	BEHIND	LAP TIME
4		1:42.410	4		1:39.749	4		1:39.354	4		1:39.033	4		1:38.494
11	0.728	1:43.138	11	0.813	1:39.834	11	0.725	1:39.266	11	0.651	1:38.959	11	1.292	1:39.135
5	1.188	1:43.598	5	1.428	1:39.989	5	1.312	1:39.238	5	1.132	1:38.853	5	1.723	1:39.085
52	2.156	1:44.566	52	2.770	1:40.363	52	3.294	1:39.878	52	4.478	1:40.217	52	5.674	1:39.690
98	2.736	1:45.146	98	3.710	1:40.723	98	3.810	1:39.454	98	4.699	1:39.922	98	6.150	1:39.945
23	3.632	1:46.042	23	5.393	1:41.510	23	6.963	1:40.924	23	9.218	1:41.288	23	11.605	1:40.881
28	4.420	1:46.830	28	6.030	1:41.359	28	7.539	1:40.863	28	9.712	1:41.206	28	12.016	1:40.798
111	5.129	1:47.539	111	7.527	1:42.147	111	10.230	1:42.057	111	11.956	1:40.759	111	13.719	1:40.257
8	6.990	1:49.400	8	10.291	1:43.050	8	13.210	1:42.273	8	16.197	1:42.020	8	19.481	1:41.778
24	7.287	1:49.697	24	11.265	1:43.727	24	13.879	1:41.968	24	16.832	1:41.986	24	19.953	1:41.615
31	8.225	1:50.635	31	12.690	1:44.214	57	17.362	1:43.502	57	19.886	1:41.557	57	24.572	1:43.180
57	8.667	1:51.077	57	13.214	1:44.296	31	18.761	1:45.425	31	23.559	1:43.831	31	28.875	1:43.810
44	11.089	1:53.499	44	19.402	1:48.062	44	27.839	1:47.791	66	32.128	1:43.001	66	35.119	1:41.485
10	12.278	1:54.688	10	19.677	1:47.148	66	28.160	1:47.010	10	34.163	1:44.960	10	38.406	1:42.737
74	12.734	1:55.144	33	20.243	1:46.898	10	28.236	1:47.913	44	37.794	1:48.988	44	47.386	1:48.086
33	13.094	1:55.504	66	20.504	1:46.947	33	28.698	1:47.809	33	38.298	1:48.633	33	47.850	1:48.046
66	13.306	1:55.716	94	22.873	1:48.588	94	29.557	1:46.038	94	38.448	1:47.924	94	48.216	1:48.262
94	14.034	1:56.444	74	23.172	1:50.187	74	32.600	1:48.782	74	42.221	1:48.654	74	51.552	1:47.825

Weather / Track : Bright / Dry

Oulton Park International
 Circuit Length = 2.6920 miles
 Start: 15:46 Flag 16:37 End: 16:40

Radical Challenge Championship

RACE 8 - LAP CHART

LAP 6 @ 15:56:40.463			LAP 7 @ 15:58:19.397			LAP 8 @ 15:59:58.629			LAP 9 @ 16:01:37.139			LAP 10 @ 16:03:16.224		
NO	BEHIND	LAP TIME	NO	BEHIND	LAP TIME	NO	BEHIND	LAP TIME	NO	BEHIND	LAP TIME	NO	BEHIND	LAP TIME
4		1:39.080	4		1:38.934	4		1:39.232	4		1:38.510	4		1:39.085
11	1.342	1:39.130	11	1.551	1:39.143	11	1.427	1:39.108	11	1.339	1:38.422	44	1 Lap	2:04.388
5	1.846	1:39.203	5	1.873	1:38.961	5	2.250	1:39.609	5	1.970	1:38.230	11	1.179	1:38.925
52	5.851	1:39.257	52	6.006	1:39.089	52	6.036	1:39.262	52	6.835	1:39.309	5	1.859	1:38.974
98	6.178	1:39.108	98	6.560	1:39.316	98	6.473	1:39.145	98	7.079	1:39.116	52	7.027	1:39.277
23	13.628	1:41.103	23	14.850	1:40.156	23	16.048	1:40.430	23	17.750	1:40.212	98	7.330	1:39.336
28	13.946	1:41.010	28	15.268	1:40.256	28	16.585	1:40.549	28	18.331	1:40.256	23	18.714	1:40.049
111	15.265	1:40.626	111	16.411	1:40.080	111	16.963	1:39.784	111	18.615	1:40.162	28	19.222	1:39.976
8	21.629	1:41.228	8	23.757	1:41.062	8	25.425	1:40.900	8	28.114	1:41.199	111	19.489	1:39.959
24	22.173	1:41.300	24	24.343	1:41.104	24	25.985	1:40.874	24	28.559	1:41.084	8	31.046	1:42.017
57	27.221	1:41.729	57	29.985	1:41.698	57	31.950	1:41.197	57	34.861	1:41.421	24	31.449	1:41.975
31	32.394	1:42.599	31	36.566	1:43.106	31	40.095	1:42.761	31	44.194	1:42.609	57	37.006	1:41.230
66	37.463	1:41.424	66	40.190	1:41.661	66	41.987	1:41.029	66	44.383	1:40.906	66	46.328	1:41.030
10	42.441	1:43.115	10	46.755	1:43.248	10	51.289	1:43.766	10	56.034	1:43.255	31	49.736	1:44.627
44	56.274	1:47.968	44	1:05.154	1:47.814	44	1:13.756	1:47.834	33	1:22.786	1:47.237	10	1:00.108	1:43.159
33	56.738	1:47.968	33	1:05.512	1:47.708	33	1:14.059	1:47.779	94	1:23.742	1:47.728	33	1:27.520	1:43.819
94	56.867	1:47.731	94	1:06.003	1:48.070	94	1:14.524	1:47.753	74	1:28.609	1:47.588	94	1:30.449	1:45.792
74	1:00.472	1:48.000	74	1:10.497	1:48.959	74	1:19.531	1:48.266				74	1:37.355	1:47.831

Weather / Track : Bright / Dry

Results can be found at www.tsl-timing.com

Page 2 of 6

Oulton Park International
 Circuit Length = 2.6920 miles
 Start: 15:46 Flag 16:37 End: 16:40

Printed - 16:45 Saturday, 20 July 2019

Radical Challenge Championship

RACE 8 - LAP CHART

LAP 11 @ 16:04:55.204			LAP 12 @ 16:06:34.821			LAP 13 @ 16:08:14.211			LAP 14 @ 16:09:53.370			LAP 15 @ 16:11:32.552		
NO	BEHIND	LAP TIME	NO	BEHIND	LAP TIME	NO	BEHIND	LAP TIME	NO	BEHIND	LAP TIME	NO	BEHIND	LAP TIME
4		1:38.980	4		1:39.617	4		1:39.390	4		1:39.159	4		1:39.182
11	1.187	1:38.988	11	0.511	1:38.941	11	0.362	1:39.241	11	0.352	1:39.149	11	1.412	1:40.242
5	1.935	1:39.056	5	1.238	1:38.920	5	0.904	1:39.056	33	1 Lap	1:46.978 P	8	1 Lap	2:41.672
52	8.940	1:40.893	74	1 Lap	1:48.193	98	9.527	1:39.771	5	4.615	1:42.870 P	98	8.996	1:38.734
98	9.371	1:41.021	52	8.832	1:39.509	52	11.397	1:41.955	98	9.444	1:39.076	52	14.342	1:41.904 P
44	1 Lap	1:51.597	98	9.146	1:39.392	74	1 Lap	1:48.079	52	11.620	1:39.382	24	1 Lap	2:59.152
23	19.789	1:40.055	23	20.278	1:40.106	28	21.960	1:40.537	74	1 Lap	1:47.905	74	1 Lap	1:48.627
28	20.359	1:40.117	28	20.813	1:40.071	94	1 Lap	2:04.341 P	28	26.658	1:43.857 P	10	1 Lap	2:43.454
111	20.709	1:40.200	111	21.167	1:40.075	23	25.006	1:44.118 P	57	44.093	1:40.633	31	2 Laps	4:34.209 P
8	33.032	1:40.966	44	1 Lap	1:50.786	111	26.117	1:44.340 P	44	1 Lap	1:55.227 P	57	50.145	1:45.234 P
24	33.335	1:40.866	8	34.444	1:41.029	44	1 Lap	1:48.303	66	51.420	1:40.106	66	58.081	1:45.843 P
57	38.946	1:40.920	24	34.714	1:40.996	8	38.568	1:43.514 P	111	1:22.288	2:35.330	33	1 Lap	2:53.245
66	48.434	1:41.086	57	40.308	1:40.979	24	40.278	1:44.954 P	23	1:24.743	2:38.896	5	1:21.334	2:55.901
31	53.506	1:42.750	66	48.942	1:40.125	57	42.619	1:41.701	94	1 Lap	2:48.886 P	111	1:23.704	1:40.598
10	1:04.546	1:43.418	31	1:06.292	1:52.403 P	66	50.473	1:40.921				23	1:25.675	1:40.114
33	1:31.945	1:43.405	10	1:08.348	1:43.419	10	1:14.970	1:46.012 P				28	1:28.739	2:41.263
94	1:37.607	1:46.138	33	1:35.663	1:43.335									

Weather / Track : Bright / Dry

Oulton Park International
 Circuit Length = 2.6920 miles
 Start: 15:46 Flag 16:37 End: 16:40

Radical Challenge Championship

RACE 8 - LAP CHART

LAP 16 @ 16:13:12.700			LAP 17 @ 16:14:54.396			LAP 18 @ 16:17:30.574			LAP 19 @ 16:19:09.828			LAP 20 @ 16:20:49.097		
NO	BEHIND	LAP TIME	NO	BEHIND	LAP TIME	NO	BEHIND	LAP TIME	NO	BEHIND	LAP TIME	NO	BEHIND	LAP TIME
11		1:38.736	11		1:41.696 P	4		1:39.306	4		1:39.254	4		1:39.269
4	0.742	1:40.890 P	8	1 Lap	1:41.103	11	5.908	2:42.086	11	5.394	1:38.740	10	1 Lap	1:45.143
8	1 Lap	1:41.172	57	1 Lap	2:41.584	94	2 Laps	1:45.962	5	20.664	1:38.940	44	2 Laps	1:46.625
98	11.417	1:42.569 P	66	1 Lap	2:44.285	98	20.615	1:38.655	94	2 Laps	1:47.090	11	5.534	1:39.409
24	1 Lap	1:43.103	24	1 Lap	1:41.120	5	20.978	1:37.826	98	23.232	1:41.871 P	5	20.922	1:39.527
44	2 Laps	2:59.938	44	2 Laps	1:49.145	111	27.868	1:40.206	111	28.452	1:39.838	94	2 Laps	1:45.218
10	1 Lap	1:43.451	10	1 Lap	1:42.478	23	30.198	1:40.314	23	30.980	1:40.036	111	29.646	1:40.463
74	1 Lap	1:50.991 P	4	56.872	2:37.826	52	30.738	1:40.278	52	31.448	1:39.964	23	32.181	1:40.470
94	2 Laps	2:45.597	94	2 Laps	1:46.358	28	31.893	1:39.732	28	32.218	1:39.579	52	32.674	1:40.495
5	1:22.876	1:41.690	98	1:18.138	2:48.417	8	48.157	1:41.221	8	49.746	1:40.843	28	32.929	1:39.980
111	1:25.218	1:41.662	5	1:19.330	1:38.150	33	1 Lap	1:49.631	33	1 Lap	1:49.156	98	42.078	1:58.115
23	1:27.071	1:41.544	111	1:23.840	1:40.318	57	56.811	1:41.362	57	59.283	1:41.726	8	51.095	1:40.618
52	1:27.473	2:53.279	23	1:26.062	1:40.687	74	1 Lap	1:47.346	66	1:07.388	1:40.874	57	1:03.162	1:43.148
33	1 Lap	1:50.088	52	1:26.638	1:40.861	66	1:05.768	1:41.036	24	1:11.259	1:41.109	33	1 Lap	1:48.451
28	1:28.591	1:40.000	28	1:28.339	1:41.444	24	1:09.404	1:41.028	74	1 Lap	1:47.639	66	1:09.106	1:40.987
			33	1 Lap	1:49.074	10	1:33.674	1:42.811				24	1:12.489	1:40.499
			8	1:43.114	1:40.784	44	1 Lap	1:48.210				74	1 Lap	1:47.073
			57	1:51.627	1:41.742									
			74	1 Lap	2:51.342									
			66	2:00.910	1:40.388									
			24	2:04.554	1:41.086									
			44	1 Lap	1:47.858									
			10	2:27.041	1:42.873									

Weather / Track : Bright / Dry

Radical Challenge Championship

RACE 8 - LAP CHART

LAP 21 @ 16:22:27.780			LAP 22 @ 16:24:06.390			LAP 23 @ 16:25:45.367			LAP 24 @ 16:27:24.969			LAP 25 @ 16:29:04.942		
NO	BEHIND	LAP TIME	NO	BEHIND	LAP TIME	NO	BEHIND	LAP TIME	NO	BEHIND	LAP TIME	NO	BEHIND	LAP TIME
4		1:38.683	4		1:38.610	4		1:38.977	4		1:39.602	4		1:39.973
10	1 Lap	1:43.092	11	6.025	1:38.926	11	5.736	1:38.688	11	5.420	1:39.286	11	4.266	1:38.819
11	5.709	1:38.858	10	1 Lap	1:43.825	10	1 Lap	1:43.393	74	2 Laps	1:46.851	33	2 Laps	1:50.792
44	2 Laps	1:46.622	44	2 Laps	1:46.495	44	2 Laps	1:45.942	10	1 Lap	1:43.274	74	2 Laps	1:47.934
5	23.529	1:41.290 P	111	34.151	1:40.210	111	35.112	1:39.938	44	2 Laps	1:45.659	10	1 Lap	1:42.921
111	32.551	1:41.588	23	36.213	1:40.781	23	36.975	1:39.739	111	36.291	1:40.781	111	38.015	1:41.697
23	34.042	1:40.544	52	36.838	1:40.897	52	37.429	1:39.568	23	37.247	1:39.874	23	38.796	1:41.522
52	34.551	1:40.560	28	37.343	1:40.749	28	38.813	1:40.447	52	37.712	1:39.885	52	39.360	1:41.621
94	2 Laps	1:46.669	94	2 Laps	1:45.934	5	42.552	1:38.766	28	39.591	1:40.380	5	40.801	1:39.574
28	35.204	1:40.958	98	42.710	1:39.437	98	43.241	1:39.508	5	41.200	1:38.250	98	41.645	1:39.028
98	41.883	1:38.488	5	42.763	1:57.844	94	2 Laps	1:47.126	98	42.590	1:38.951	28	42.103	1:42.485
8	53.375	1:40.963	8	55.084	1:40.319	8	56.606	1:40.499	94	2 Laps	1:46.072	44	2 Laps	1:49.994
57	1:06.006	1:41.527	57	1:08.539	1:41.143	57	1:10.610	1:41.048	8	57.797	1:40.793	8	1:00.630	1:42.806
66	1:11.745	1:41.322	66	1:13.411	1:40.276	66	1:15.448	1:41.014	66	1:16.209	1:40.363	94	2 Laps	1:45.224
33	1 Lap	1:49.412	24	1:23.956	1:43.529	24	1:26.375	1:41.396	24	1:27.727	1:40.954	66	1:16.555	1:40.319
24	1:19.037	1:45.231	33	1 Lap	1:48.853	33	1 Lap	1:48.706	57	1:29.463	1:58.455	57	1:31.575	1:42.085
74	1 Lap	1:47.472	74	1 Lap	1:47.021									

Weather / Track : Bright / Dry

Results can be found at www.tsl-timing.com

Page 5 of 6

Oulton Park International
 Circuit Length = 2.6920 miles
 Start: 15:46 Flag 16:37 End: 16:40

Printed - 16:45 Saturday, 20 July 2019

Radical Challenge Championship

RACE 8 - LAP CHART

LAP 26 @ 16:30:43.957			LAP 27 @ 16:32:22.600			LAP 28 @ 16:34:01.377			LAP 29 @ 16:35:42.309			LAP 30 @ 16:37:21.163		
NO	BEHIND	LAP TIME	NO	BEHIND	LAP TIME	NO	BEHIND	LAP TIME	NO	BEHIND	LAP TIME	NO	BEHIND	LAP TIME
4		1:39.015	4		1:38.643	4		1:38.777	4		1:40.932	4		1:38.854
24	1 Lap	1:53.112	11	4.217	1:39.073	11	4.369	1:38.929	57	1 Lap	1:43.576	11	2.548	1:39.161
11	3.787	1:38.536	24	1 Lap	1:41.540	24	1 Lap	1:40.585	11	2.241	1:38.804	57	1 Lap	1:41.831
33	2 Laps	1:48.682	33	2 Laps	1:48.365	10	1 Lap	1:43.414	24	1 Lap	1:41.590	24	1 Lap	1:41.213
10	1 Lap	1:45.301	10	1 Lap	1:42.782	33	2 Laps	1:48.197	66	1 Lap	2:09.705	10	1 Lap	1:42.919
74	2 Laps	1:51.639 P	111	40.009	1:39.914	111	41.449	1:40.217	10	1 Lap	1:43.499	111	43.266	1:40.440
111	38.738	1:39.738	23	41.263	1:40.373	23	42.289	1:39.803	111	41.680	1:41.163	98	43.509	1:39.158
23	39.533	1:39.752	5	41.588	1:39.481	5	42.625	1:39.814	23	42.627	1:41.270	5	49.221	1:44.516
5	40.750	1:38.964	98	42.108	1:39.470	98	42.959	1:39.628	98	43.205	1:41.178	28	54.139	1:42.887
98	41.281	1:38.651	28	48.806	1:42.029	28	50.949	1:40.920	5	43.559	1:41.866	33	2 Laps	1:52.139
52	42.146	1:41.801 P	74	2 Laps	2:00.282	52	54.556	1:39.046	33	2 Laps	1:48.967	52	1:00.144	1:45.946
28	45.420	1:42.332	52	54.287	1:50.784	74	2 Laps	1:47.349	28	50.106	1:40.089	8	1:12.451	1:44.001
44	2 Laps	1:45.234	44	2 Laps	1:45.622	44	2 Laps	1:44.830	52	53.052	1:39.428	74	2 Laps	1:49.802
8	1:02.388	1:40.773	8	1:04.171	1:40.426	8	1:05.961	1:40.567	74	2 Laps	1:47.119	23	1:20.923	2:17.150
94	2 Laps	1:44.673	94	2 Laps	1:44.048	94	2 Laps	1:43.496	8	1:07.304	1:42.275	94	2 Laps	1:45.256
66	1:18.402	1:40.862	66	1:21.363	1:41.604				94	2 Laps	1:43.664	44	2 Laps	3:29.845
57	1:33.737	1:41.177	57	1:36.496	1:41.402				44	2 Laps	2:00.091			

Weather / Track : Bright / Dry

Results can be found at www.tsl-timing.com

Page 6 of 6

Oulton Park International
 Circuit Length = 2.6920 miles
 Start: 15:46 Flag 16:37 End: 16:40

Printed - 16:45 Saturday, 20 July 2019

Radical Challenge Championship

RACE 8 - LAP ANALYSIS

DIFF = Difference To Personal Best Lap

P1 11 Jac CONSTABLE				
LAP	LAP TIME	DIFF	MPH	TIME OF DAY
1 -	1:43.138	4.716	93.96	15:48:25.481
2 -	1:39.834	1.412	97.07	15:50:05.315
3 -	1:39.266	0.844	97.62	15:51:44.581
4 -	1:38.959	0.537	97.93	15:53:23.540
5 -	1:39.135	0.713	97.75	15:55:02.675
6 -	1:39.130	0.708	97.76	15:56:41.805
7 -	1:39.143	0.721	97.75	15:58:20.948
8 -	1:39.108	0.686	97.78	16:00:00.056
9 -	1:38.422 (1)		98.46	16:01:38.478
10 -	1:38.925	0.503	97.96	16:03:17.403
11 -	1:38.988	0.566	97.90	16:04:56.391
12 -	1:38.941	0.519	97.95	16:06:35.332
13 -	1:39.241	0.819	97.65	16:08:14.573
14 -	1:39.149	0.727	97.74	16:09:53.722
15 -	1:40.242	1.820	96.67	16:11:33.964
16 -	1:38.736	0.314	98.15	16:13:12.700
17 -	1:41.696	P 3.274	95.29	16:14:54.396
18 -	2:42.086	1:03.664	59.79	16:17:36.482
19 -	1:38.740	0.318	98.14	16:19:15.222
20 -	1:39.409	0.987	97.48	16:20:54.631
21 -	1:38.858	0.436	98.03	16:22:33.489
22 -	1:38.926	0.504	97.96	16:24:12.415
23 -	1:38.688 (3)	0.266	98.20	16:25:51.103
24 -	1:39.286	0.864	97.60	16:27:30.389
25 -	1:38.819	0.397	98.07	16:29:09.208
26 -	1:38.536 (2)	0.114	98.35	16:30:47.744
27 -	1:39.073	0.651	97.81	16:32:26.817
28 -	1:38.929	0.507	97.96	16:34:05.746
29 -	1:38.804	0.382	98.08	16:35:44.550
30 -	1:39.161	0.739	97.73	16:37:23.711

P2 4 Dominik JACKSON				
LAP	LAP TIME	DIFF	MPH	TIME OF DAY
1 -	1:42.410	3.916	94.63	15:48:24.753
2 -	1:39.749	1.255	97.15	15:50:04.502
3 -	1:39.354	0.860	97.54	15:51:43.856
4 -	1:39.033	0.539	97.85	15:53:22.889
5 -	1:38.494 (1)		98.39	15:55:01.383
6 -	1:39.080	0.586	97.81	15:56:40.463
7 -	1:38.934	0.440	97.95	15:58:19.397
8 -	1:39.232	0.738	97.66	15:59:58.629
9 -	1:38.510 (2)	0.016	98.37	16:01:37.139
10 -	1:39.085	0.591	97.80	16:03:16.224
11 -	1:38.980	0.486	97.91	16:04:55.204
12 -	1:39.617	1.123	97.28	16:06:34.821
13 -	1:39.390	0.896	97.50	16:08:14.211
14 -	1:39.159	0.665	97.73	16:09:53.370
15 -	1:39.182	0.688	97.71	16:11:32.552
16 -	1:40.890	P 2.396	96.05	16:13:13.442
17 -	2:37.826	59.332	61.40	16:15:51.268
18 -	1:39.306	0.812	97.59	16:17:30.574
19 -	1:39.254	0.760	97.64	16:19:09.828
20 -	1:39.269	0.775	97.62	16:20:49.097
21 -	1:38.683	0.189	98.20	16:22:27.780
22 -	1:38.610 (3)	0.116	98.27	16:24:06.390
23 -	1:38.977	0.483	97.91	16:25:45.367
24 -	1:39.602	1.108	97.30	16:27:24.969
25 -	1:39.973	1.479	96.93	16:29:04.942
26 -	1:39.015	0.521	97.87	16:30:43.957
27 -	1:38.643	0.149	98.24	16:32:22.600
28 -	1:38.777	0.283	98.11	16:34:01.377

DIFF = Difference To Personal Best Lap

29 -	1:40.932	2.438	96.01	16:35:42.309
30 -	1:38.854	0.360	98.03	16:37:21.163

P3 111 Jon MACRAE				
LAP	LAP TIME	DIFF	MPH	TIME OF DAY
1 -	1:47.539	7.801	90.11	15:48:29.882
2 -	1:42.147	2.409	94.87	15:50:12.029
3 -	1:42.057	2.319	94.95	15:51:54.086
4 -	1:40.759	1.021	96.18	15:53:34.845
5 -	1:40.257	0.519	96.66	15:55:15.102
6 -	1:40.626	0.888	96.31	15:56:55.728
7 -	1:40.080	0.342	96.83	15:58:35.808
8 -	1:39.784 (2)	0.046	97.12	16:00:15.592
9 -	1:40.162	0.424	96.75	16:01:55.754
10 -	1:39.959	0.221	96.95	16:03:35.713
11 -	1:40.200	0.462	96.71	16:05:15.913
12 -	1:40.075	0.337	96.84	16:06:55.988
13 -	1:44.340	P 4.602	92.88	16:08:40.328
14 -	2:35.330	55.592	62.39	16:11:15.658
15 -	1:40.598	0.860	96.33	16:12:56.256
16 -	1:41.662	1.924	95.32	16:14:37.918
17 -	1:40.318	0.580	96.60	16:16:18.236
18 -	1:40.206	0.468	96.71	16:17:58.442
19 -	1:39.838 (3)	0.100	97.07	16:19:38.280
20 -	1:40.463	0.725	96.46	16:21:18.743
21 -	1:41.588	1.850	95.39	16:23:00.331
22 -	1:40.210	0.472	96.70	16:24:40.541
23 -	1:39.938	0.200	96.97	16:26:20.479
24 -	1:40.781	1.043	96.16	16:28:01.260
25 -	1:41.697	1.959	95.29	16:29:42.957
26 -	1:39.738 (1)		97.16	16:31:22.695
27 -	1:39.914	0.176	96.99	16:33:02.609
28 -	1:40.217	0.479	96.70	16:34:42.826
29 -	1:41.163	1.425	95.79	16:36:23.989
30 -	1:40.440	0.702	96.48	16:38:04.429

P4 5 Jerome DE SADELEER				
LAP	LAP TIME	DIFF	MPH	TIME OF DAY
1 -	1:43.598	5.772	93.54	15:48:25.941
2 -	1:39.989	2.163	96.92	15:50:05.930
3 -	1:39.238	1.412	97.65	15:51:45.168
4 -	1:38.853	1.027	98.03	15:53:24.021
5 -	1:39.085	1.259	97.80	15:55:03.106
6 -	1:39.203	1.377	97.69	15:56:42.309
7 -	1:38.961	1.135	97.93	15:58:21.270
8 -	1:39.609	1.783	97.29	16:00:00.879
9 -	1:38.230 (3)	0.404	98.65	16:01:39.109
10 -	1:38.974	1.148	97.91	16:03:18.083
11 -	1:39.056	1.230	97.83	16:04:57.139
12 -	1:38.920	1.094	97.97	16:06:36.059
13 -	1:39.056	1.230	97.83	16:08:15.115
14 -	1:42.870	P 5.044	94.20	16:09:57.985
15 -	2:55.901	1:18.075	55.09	16:12:53.886
16 -	1:41.690	3.864	95.30	16:14:35.576
17 -	1:38.150 (2)	0.324	98.73	16:16:13.726
18 -	1:37.826 (1)		99.06	16:17:51.552
19 -	1:38.940	1.114	97.95	16:19:30.492
20 -	1:39.527	1.701	97.37	16:21:10.019
21 -	1:41.290	P 3.464	95.67	16:22:51.309
22 -	1:57.844	20.018	82.23	16:24:49.153
23 -	1:38.766	0.940	98.12	16:26:27.919
24 -	1:38.250	0.424	98.63	16:28:06.169
25 -	1:39.574	1.748	97.32	16:29:45.743

Weather / Track : Bright / Dry

Oulton Park International
Circuit Length = 2.6920 miles
Start: 15:46 Flag 16:37 End: 16:40

Radical Challenge Championship

RACE 8 - LAP ANALYSIS

DIFF = Difference To Personal Best Lap

26 -	1:38.964	1.138	97.92	16:31:24.707
27 -	1:39.481	1.655	97.41	16:33:04.188
28 -	1:39.814	1.988	97.09	16:34:44.002
29 -	1:41.866	4.040	95.13	16:36:25.868
30 -	1:44.516	6.690	92.72	16:38:10.384

P5 28 Elliot GOODMAN

LAP	LAP TIME	DIFF	MPH	TIME OF DAY
1 -	1:46.830	7.251	90.71	15:48:29.173
2 -	1:41.359	1.780	95.61	15:50:10.532
3 -	1:40.863	1.284	96.08	15:51:51.395
4 -	1:41.206	1.627	95.75	15:53:32.601
5 -	1:40.798	1.219	96.14	15:55:13.399
6 -	1:41.010	1.431	95.94	15:56:54.409
7 -	1:40.256	0.677	96.66	15:58:34.665
8 -	1:40.549	0.970	96.38	16:00:15.214
9 -	1:40.256	0.677	96.66	16:01:55.470
10 -	1:39.976 (3)	0.397	96.93	16:03:35.446
11 -	1:40.117	0.538	96.79	16:05:15.563
12 -	1:40.071	0.492	96.84	16:06:55.634
13 -	1:40.537	0.958	96.39	16:08:36.171
14 -	1:43.857 P	4.278	93.31	16:10:20.028
15 -	2:41.263	1:01.684	60.09	16:13:01.291
16 -	1:40.000	0.421	96.91	16:14:41.291
17 -	1:41.444	1.865	95.53	16:16:22.735
18 -	1:39.732 (2)	0.153	97.17	16:18:02.467
19 -	1:39.579 (1)		97.32	16:19:42.046
20 -	1:39.980	0.401	96.93	16:21:22.026
21 -	1:40.958	1.379	95.99	16:23:02.984
22 -	1:40.749	1.170	96.19	16:24:43.733
23 -	1:40.447	0.868	96.48	16:26:24.180
24 -	1:40.380	0.801	96.54	16:28:04.560
25 -	1:42.485	2.906	94.56	16:29:47.045
26 -	1:42.332	2.753	94.70	16:31:29.377
27 -	1:42.029	2.450	94.98	16:33:11.406
28 -	1:40.920	1.341	96.02	16:34:52.326
29 -	1:40.089	0.510	96.82	16:36:32.415
30 -	1:42.887	3.308	94.19	16:38:15.302

P6 98 Joe STABLES

LAP	LAP TIME	DIFF	MPH	TIME OF DAY
1 -	1:45.146	6.658	92.16	15:48:27.489
2 -	1:40.723	2.235	96.21	15:50:08.212
3 -	1:39.454	0.966	97.44	15:51:47.666
4 -	1:39.922	1.434	96.98	15:53:27.588
5 -	1:39.945	1.457	96.96	15:55:07.533
6 -	1:39.108	0.620	97.78	15:56:46.641
7 -	1:39.316	0.828	97.58	15:58:25.957
8 -	1:39.145	0.657	97.74	16:00:05.102
9 -	1:39.116	0.628	97.77	16:01:44.218
10 -	1:39.336	0.848	97.56	16:03:23.554
11 -	1:41.021	2.533	95.93	16:05:04.575
12 -	1:39.392	0.904	97.50	16:06:43.967
13 -	1:39.771	1.283	97.13	16:08:23.738
14 -	1:39.076	0.588	97.81	16:10:02.814
15 -	1:38.734	0.246	98.15	16:11:41.548
16 -	1:42.569 P	4.081	94.48	16:13:24.117
17 -	2:48.417	1:09.929	57.54	16:16:12.534
18 -	1:38.655 (3)	0.167	98.23	16:17:51.189
19 -	1:41.871 P	3.383	95.13	16:19:33.060
20 -	1:58.115	19.627	82.04	16:21:31.175
21 -	1:38.488 (1)		98.40	16:23:09.663
22 -	1:39.437	0.949	97.46	16:24:49.100

DIFF = Difference To Personal Best Lap

23 -	1:39.508	1.020	97.39	16:26:28.608
24 -	1:38.951	0.463	97.94	16:28:07.559
25 -	1:39.028	0.540	97.86	16:29:46.587
26 -	1:38.651 (2)	0.163	98.23	16:31:25.238
27 -	1:39.470	0.982	97.42	16:33:04.708
28 -	1:39.628	1.140	97.27	16:34:44.336
29 -	1:41.178	2.690	95.78	16:36:25.514
30 -	1:39.158	0.670	97.73	16:38:04.672

P7 52 Mark RICHARDS

LAP	LAP TIME	DIFF	MPH	TIME OF DAY
1 -	1:44.566	5.520	92.68	15:48:26.909
2 -	1:40.363	1.317	96.56	15:50:07.272
3 -	1:39.878	0.832	97.03	15:51:47.150
4 -	1:40.217	1.171	96.70	15:53:27.367
5 -	1:39.690	0.644	97.21	15:55:07.057
6 -	1:39.257 (3)	0.211	97.63	15:56:46.314
7 -	1:39.089 (2)	0.043	97.80	15:58:25.403
8 -	1:39.262	0.216	97.63	16:00:04.665
9 -	1:39.309	0.263	97.58	16:01:43.974
10 -	1:39.277	0.231	97.61	16:03:23.251
11 -	1:40.893	1.847	96.05	16:05:04.144
12 -	1:39.509	0.463	97.39	16:06:43.653
13 -	1:41.955	2.909	95.05	16:08:25.608
14 -	1:39.382	0.336	97.51	16:10:04.990
15 -	1:41.904 P	2.858	95.10	16:11:46.894
16 -	2:53.279	1:14.233	55.92	16:14:40.173
17 -	1:40.861	1.815	96.08	16:16:21.034
18 -	1:40.278	1.232	96.64	16:18:01.312
19 -	1:39.964	0.918	96.94	16:19:41.276
20 -	1:40.495	1.449	96.43	16:21:21.771
21 -	1:40.560	1.514	96.37	16:23:02.331
22 -	1:40.897	1.851	96.05	16:24:43.228
23 -	1:39.568	0.522	97.33	16:26:22.796
24 -	1:39.885	0.839	97.02	16:28:02.681
25 -	1:41.621	2.575	95.36	16:29:44.302
26 -	1:41.801 P	2.755	95.19	16:31:26.103
27 -	1:50.784	11.738	87.47	16:33:16.887
28 -	1:39.046 (1)		97.84	16:34:55.933
29 -	1:39.428	0.382	97.47	16:36:35.361
30 -	1:45.946	6.900	91.47	16:38:21.307

P8 8 Spencer BOURNE

LAP	LAP TIME	DIFF	MPH	TIME OF DAY
1 -	1:49.400	9.081	88.58	15:48:31.743
2 -	1:43.050	2.731	94.04	15:50:14.793
3 -	1:42.273	1.954	94.75	15:51:57.066
4 -	1:42.020	1.701	94.99	15:53:39.086
5 -	1:41.778	1.459	95.22	15:55:20.864
6 -	1:41.228	0.909	95.73	15:57:02.092
7 -	1:41.062	0.743	95.89	15:58:43.154
8 -	1:40.900	0.581	96.04	16:00:24.054
9 -	1:41.199	0.880	95.76	16:02:05.253
10 -	1:42.017	1.698	94.99	16:03:47.270
11 -	1:40.966	0.647	95.98	16:05:28.236
12 -	1:41.029	0.710	95.92	16:07:09.265
13 -	1:43.514 P	3.195	93.62	16:08:52.779
14 -	2:41.672	1:01.353	59.94	16:11:34.451
15 -	1:41.172	0.853	95.79	16:13:15.623
16 -	1:41.103	0.784	95.85	16:14:56.726
17 -	1:40.784	0.465	96.15	16:16:37.510
18 -	1:41.221	0.902	95.74	16:18:18.731
19 -	1:40.843	0.524	96.10	16:19:59.574

Weather / Track : Bright / Dry

Oulton Park International
Circuit Length = 2.6920 miles
Start: 15:46 Flag 16:37 End: 16:40

Radical Challenge Championship

RACE 8 - LAP ANALYSIS

DIFF = Difference To Personal Best Lap

20 -	1:40.618	0.299	96.31	16:21:40.192
21 -	1:40.963	0.644	95.98	16:23:21.155
22 -	1:40.319 (1)		96.60	16:25:01.474
23 -	1:40.499 (3)	0.180	96.43	16:26:41.973
24 -	1:40.793	0.474	96.15	16:28:22.766
25 -	1:42.806	2.487	94.26	16:30:05.572
26 -	1:40.773	0.454	96.16	16:31:46.345
27 -	1:40.426 (2)	0.107	96.50	16:33:26.771
28 -	1:40.567	0.248	96.36	16:35:07.338
29 -	1:42.275	1.956	94.75	16:36:49.613
30 -	1:44.001	3.682	93.18	16:38:33.614

P9 23 Jason RISHOVER

LAP	LAP TIME	DIFF	MPH	TIME OF DAY
1 -	1:46.042	6.303	91.39	15:48:28.385
2 -	1:41.510	1.771	95.47	15:50:09.895
3 -	1:40.924	1.185	96.02	15:51:50.819
4 -	1:41.288	1.549	95.68	15:53:32.107
5 -	1:40.881	1.142	96.06	15:55:12.988
6 -	1:41.103	1.364	95.85	15:56:54.091
7 -	1:40.156	0.417	96.76	15:58:34.247
8 -	1:40.430	0.691	96.49	16:00:14.677
9 -	1:40.212	0.473	96.70	16:01:54.889
10 -	1:40.049	0.310	96.86	16:03:34.938
11 -	1:40.055	0.316	96.85	16:05:14.993
12 -	1:40.106	0.367	96.81	16:06:55.099
13 -	1:44.118 P	4.379	93.07	16:08:39.217
14 -	2:38.896	59.157	60.99	16:11:18.113
15 -	1:40.114	0.375	96.80	16:12:58.227
16 -	1:41.544	1.805	95.43	16:14:39.771
17 -	1:40.687	0.948	96.25	16:16:20.458
18 -	1:40.314	0.575	96.60	16:18:00.772
19 -	1:40.036	0.297	96.87	16:19:40.808
20 -	1:40.470	0.731	96.45	16:21:21.278
21 -	1:40.544	0.805	96.38	16:23:01.822
22 -	1:40.781	1.042	96.16	16:24:42.603
23 -	1:39.739 (1)		97.16	16:26:22.342
24 -	1:39.874	0.135	97.03	16:28:02.216
25 -	1:41.522	1.783	95.46	16:29:43.738
26 -	1:39.752 (2)	0.013	97.15	16:31:23.490
27 -	1:40.373	0.634	96.55	16:33:03.863
28 -	1:39.803 (3)	0.064	97.10	16:34:43.666
29 -	1:41.270	1.531	95.69	16:36:24.936
30 -	2:17.150	37.411	70.66	16:38:42.086

P10 57 Brian MURPHY

LAP	LAP TIME	DIFF	MPH	TIME OF DAY
1 -	1:51.077	10.444	87.24	15:48:33.420
2 -	1:44.296	3.663	92.92	15:50:17.716
3 -	1:43.502	2.869	93.63	15:52:01.218
4 -	1:41.557	0.924	95.42	15:53:42.775
5 -	1:43.180	2.547	93.92	15:55:25.955
6 -	1:41.729	1.096	95.26	15:57:07.684
7 -	1:41.698	1.065	95.29	15:58:49.382
8 -	1:41.197	0.564	95.76	16:00:30.579
9 -	1:41.421	0.788	95.55	16:02:12.000
10 -	1:41.230	0.597	95.73	16:03:53.230
11 -	1:40.920 (2)	0.287	96.02	16:05:34.150
12 -	1:40.979 (3)	0.346	95.97	16:07:15.129
13 -	1:41.701	1.068	95.29	16:08:56.830
14 -	1:40.633 (1)		96.30	16:10:37.463
15 -	1:45.234 P	4.601	92.09	16:12:22.697
16 -	2:41.584	1:00.951	59.97	16:15:04.281

DIFF = Difference To Personal Best Lap

17 -	1:41.742	1.109	95.25	16:16:46.023
18 -	1:41.362	0.729	95.61	16:18:27.385
19 -	1:41.726	1.093	95.26	16:20:09.111
20 -	1:43.148	2.515	93.95	16:21:52.259
21 -	1:41.527	0.894	95.45	16:23:33.786
22 -	1:41.143	0.510	95.81	16:25:14.929
23 -	1:41.048	0.415	95.90	16:26:55.977
24 -	1:58.455	17.822	81.81	16:28:54.432
25 -	1:42.085	1.452	94.93	16:30:36.517
26 -	1:41.177	0.544	95.78	16:32:17.694
27 -	1:41.402	0.769	95.57	16:33:59.096
28 -	1:43.576	2.943	93.56	16:35:42.672
29 -	1:41.831	1.198	95.17	16:37:24.503

P11 24 Peter BROOKES

LAP	LAP TIME	DIFF	MPH	TIME OF DAY
1 -	1:49.697	9.198	88.34	15:48:32.040
2 -	1:43.727	3.228	93.43	15:50:15.767
3 -	1:41.968	1.469	95.04	15:51:57.735
4 -	1:41.986	1.487	95.02	15:53:39.721
5 -	1:41.615	1.116	95.37	15:55:21.336
6 -	1:41.300	0.801	95.66	15:57:02.636
7 -	1:41.104	0.605	95.85	15:58:43.740
8 -	1:40.874	0.375	96.07	16:00:24.614
9 -	1:41.084	0.585	95.87	16:02:05.698
10 -	1:41.975	1.476	95.03	16:03:47.673
11 -	1:40.866 (3)	0.367	96.08	16:05:28.539
12 -	1:40.996	0.497	95.95	16:07:09.535
13 -	1:44.954 P	4.455	92.33	16:08:54.489
14 -	2:59.152	1:18.653	54.09	16:11:53.641
15 -	1:43.103	2.604	93.99	16:13:36.744
16 -	1:41.120	0.621	95.83	16:15:17.864
17 -	1:41.086	0.587	95.87	16:16:58.950
18 -	1:41.028	0.529	95.92	16:18:39.978
19 -	1:41.109	0.610	95.85	16:20:21.087
20 -	1:40.499 (1)		96.43	16:22:01.586
21 -	1:45.231	4.732	92.09	16:23:46.817
22 -	1:43.529	3.030	93.60	16:25:30.346
23 -	1:41.396	0.897	95.57	16:27:11.742
24 -	1:40.954	0.455	95.99	16:28:52.696
25 -	1:53.112	12.613	85.67	16:30:45.808
26 -	1:41.540	1.041	95.44	16:32:27.348
27 -	1:40.585 (2)	0.086	96.34	16:34:07.933
28 -	1:41.590	1.091	95.39	16:35:49.523
29 -	1:41.213	0.714	95.75	16:37:30.736

P12 10 John CAUDWELL

LAP	LAP TIME	DIFF	MPH	TIME OF DAY
1 -	1:54.688	12.210	84.50	15:48:37.031
2 -	1:47.148	4.670	90.44	15:50:24.179
3 -	1:47.913	5.435	89.80	15:52:12.092
4 -	1:44.960	2.482	92.33	15:53:57.052
5 -	1:42.737 (2)	0.259	94.33	15:55:39.789
6 -	1:43.115	0.637	93.98	15:57:22.904
7 -	1:43.248	0.770	93.86	15:59:06.152
8 -	1:43.766	1.288	93.39	16:00:49.918
9 -	1:43.255	0.777	93.85	16:02:33.173
10 -	1:43.159	0.681	93.94	16:04:16.332
11 -	1:43.418	0.940	93.71	16:05:59.750
12 -	1:43.419	0.941	93.70	16:07:43.169
13 -	1:46.012 P	3.534	91.41	16:09:29.181
14 -	2:43.454	1:00.976	59.29	16:12:12.635
15 -	1:43.451	0.973	93.68	16:13:56.086

Weather / Track : Bright / Dry

Oulton Park International
Circuit Length = 2.6920 miles
Start: 15:46 Flag 16:37 End: 16:40

Radical Challenge Championship

RACE 8 - LAP ANALYSIS

DIFF = Difference To Personal Best Lap

16 -	1:42.478 (1)		94.56	16:15:38.564
17 -	1:42.873	0.395	94.20	16:17:21.437
18 -	1:42.811	0.333	94.26	16:19:04.248
19 -	1:45.143	2.665	92.17	16:20:49.391
20 -	1:43.092	0.614	94.00	16:22:32.483
21 -	1:43.825	1.347	93.34	16:24:16.308
22 -	1:43.393	0.915	93.73	16:25:59.701
23 -	1:43.274	0.796	93.84	16:27:42.975
24 -	1:42.921	0.443	94.16	16:29:25.896
25 -	1:45.301	2.823	92.03	16:31:11.197
26 -	1:42.782 (3)	0.304	94.28	16:32:53.979
27 -	1:43.414	0.936	93.71	16:34:37.393
28 -	1:43.499	1.021	93.63	16:36:20.892
29 -	1:42.919	0.441	94.16	16:38:03.811

DIFF = Difference To Personal Best Lap

16 -	2:51.342	1:04.491	56.56	16:16:48.716
17 -	1:47.346	0.495	90.28	16:18:36.062
18 -	1:47.639	0.788	90.03	16:20:23.701
19 -	1:47.073 (3)	0.222	90.51	16:22:10.774
20 -	1:47.472	0.621	90.17	16:23:58.246
21 -	1:47.021 (2)	0.170	90.55	16:25:45.267
22 -	1:46.851 (1)		90.69	16:27:32.118
23 -	1:47.934	1.083	89.78	16:29:20.052
24 -	1:51.639 P	4.788	86.80	16:31:11.691
25 -	2:00.282	13.431	80.57	16:33:11.973
26 -	1:47.349	0.498	90.27	16:34:59.322
27 -	1:47.119	0.268	90.47	16:36:46.441
28 -	1:49.802	2.951	88.26	16:38:36.243

P13 33 FEYZULLIN / ZAKHAROV				
LAP	LAP TIME	DIFF	MPH	TIME OF DAY

1 -	1:55.504	12.169	83.90	15:48:37.847
2 -	1:46.898	3.563	90.65	15:50:24.745
3 -	1:47.809	4.474	89.89	15:52:12.554
4 -	1:48.633	5.298	89.21	15:54:01.187
5 -	1:48.046	4.711	89.69	15:55:49.233
6 -	1:47.968	4.633	89.76	15:57:37.201
7 -	1:47.708	4.373	89.97	15:59:24.909
8 -	1:47.779	4.444	89.91	16:01:12.688
9 -	1:47.237	3.902	90.37	16:02:59.925
10 -	1:43.819 (3)	0.484	93.34	16:04:43.744
11 -	1:43.405 (2)	0.070	93.72	16:06:27.149
12 -	1:43.335 (1)		93.78	16:08:10.484
13 -	1:46.978 P	3.643	90.59	16:09:57.462
14 -	2:53.245	1:09.910	55.93	16:12:50.707
15 -	1:50.088	6.753	88.03	16:14:40.795
16 -	1:49.074	5.739	88.85	16:16:29.869
17 -	1:49.631	6.296	88.39	16:18:19.500
18 -	1:49.156	5.821	88.78	16:20:08.656
19 -	1:48.451	5.116	89.36	16:21:57.107
20 -	1:49.412	6.077	88.57	16:23:46.519
21 -	1:48.853	5.518	89.03	16:25:35.372
22 -	1:48.706	5.371	89.15	16:27:24.078
23 -	1:50.792	7.457	87.47	16:29:14.870
24 -	1:48.682	5.347	89.17	16:31:03.552
25 -	1:48.365	5.030	89.43	16:32:51.917
26 -	1:48.197	4.862	89.57	16:34:40.114
27 -	1:48.967	5.632	88.93	16:36:29.081
28 -	1:52.139	8.804	86.42	16:38:21.220

P14 74 Guillaume GRUCHET				
LAP	LAP TIME	DIFF	MPH	TIME OF DAY

1 -	1:55.144	8.293	84.16	15:48:37.487
2 -	1:50.187	3.336	87.95	15:50:27.674
3 -	1:48.782	1.931	89.08	15:52:16.456
4 -	1:48.654	1.803	89.19	15:54:05.110
5 -	1:47.825	0.974	89.87	15:55:52.935
6 -	1:48.000	1.149	89.73	15:57:40.935
7 -	1:48.959	2.108	88.94	15:59:29.894
8 -	1:48.266	1.415	89.51	16:01:18.160
9 -	1:47.588	0.737	90.07	16:03:05.748
10 -	1:47.831	0.980	89.87	16:04:53.579
11 -	1:48.193	1.342	89.57	16:06:41.772
12 -	1:48.079	1.228	89.66	16:08:29.851
13 -	1:47.905	1.054	89.81	16:10:17.756
14 -	1:48.627	1.776	89.21	16:12:06.383
15 -	1:50.991 P	4.140	87.31	16:13:57.374

P15 94 Oli MARATEOTTO JR				
LAP	LAP TIME	DIFF	MPH	TIME OF DAY

1 -	1:56.444	12.948	83.22	15:48:38.787
2 -	1:48.588	5.092	89.24	15:50:27.375
3 -	1:46.038	2.542	91.39	15:52:13.413
4 -	1:47.924	4.428	89.79	15:54:01.337
5 -	1:48.262	4.766	89.51	15:55:49.599
6 -	1:47.731	4.235	89.95	15:57:37.330
7 -	1:48.070	4.574	89.67	15:59:25.400
8 -	1:47.753	4.257	89.93	16:01:13.153
9 -	1:47.728	4.232	89.96	16:03:00.881
10 -	1:45.792	2.296	91.60	16:04:46.673
11 -	1:46.138	2.642	91.30	16:06:32.811
12 -	2:04.341 P	20.845	77.94	16:08:37.152
13 -	2:48.886 P	1:05.390	57.38	16:11:26.038
14 -	2:45.597	1:02.101	58.52	16:14:11.635
15 -	1:46.358	2.862	91.11	16:15:57.993
16 -	1:45.962	2.466	91.46	16:17:43.955
17 -	1:47.090	3.594	90.49	16:19:31.045
18 -	1:45.218	1.722	92.10	16:21:16.263
19 -	1:46.669	3.173	90.85	16:23:02.932
20 -	1:45.934	2.438	91.48	16:24:48.866
21 -	1:47.126	3.630	90.46	16:26:35.992
22 -	1:46.072	2.576	91.36	16:28:22.064
23 -	1:45.224	1.728	92.10	16:30:07.288
24 -	1:44.673	1.177	92.58	16:31:51.961
25 -	1:44.048 (3)	0.552	93.14	16:33:36.009
26 -	1:43.496 (1)		93.63	16:35:19.505
27 -	1:43.664 (2)	0.168	93.48	16:37:03.169
28 -	1:45.256	1.760	92.07	16:38:48.425

P16 44 HULL / AVERY				
LAP	LAP TIME	DIFF	MPH	TIME OF DAY

1 -	1:53.499	8.669	85.38	15:48:35.842
2 -	1:48.062	3.232	89.68	15:50:23.904
3 -	1:47.791	2.961	89.90	15:52:11.695
4 -	1:48.988	4.158	88.92	15:54:00.683
5 -	1:48.086	3.256	89.66	15:55:48.769
6 -	1:47.968	3.138	89.76	15:57:36.737
7 -	1:47.814	2.984	89.88	15:59:24.551
8 -	1:47.834	3.004	89.87	16:01:12.385
9 -	2:04.388	19.558	77.91	16:03:16.773
10 -	1:51.597	6.767	86.84	16:05:08.370
11 -	1:50.786	5.956	87.47	16:06:59.156
12 -	1:48.303	3.473	89.48	16:08:47.459
13 -	1:55.227 P	10.397	84.10	16:10:42.686
14 -	2:59.938	1:15.108	53.85	16:13:42.624
15 -	1:49.145	4.315	88.79	16:15:31.769
16 -	1:47.858	3.028	89.85	16:17:19.627

Weather / Track : Bright / Dry

Oulton Park International
Circuit Length = 2.6920 miles
Start: 15:46 Flag 16:37 End: 16:40

Radical Challenge Championship

RACE 8 - LAP ANALYSIS

DIFF = Difference To Personal Best Lap

17 -	1:48.210	3.380	89.56	16:19:07.837
18 -	1:46.625	1.795	90.89	16:20:54.462
19 -	1:46.622	1.792	90.89	16:22:41.084
20 -	1:46.495	1.665	91.00	16:24:27.579
21 -	1:45.942	1.112	91.47	16:26:13.521
22 -	1:45.659	0.829	91.72	16:27:59.180
23 -	1:49.994	5.164	88.10	16:29:49.174
24 -	1:45.234 (2)	0.404	92.09	16:31:34.408
25 -	1:45.622 (3)	0.792	91.75	16:33:20.030
26 -	1:44.830 (1)		92.44	16:35:04.860
27 -	2:00.091	15.261	80.69	16:37:04.951
28 -	3:29.845	1:45.015	46.18	16:40:34.796

P17 66 Brian CAUDWELL

LAP	LAP TIME	DIFF	MPH	TIME OF DAY
1 -	1:55.716	15.610	83.75	15:48:38.059
2 -	1:46.947	6.841	90.61	15:50:25.006
3 -	1:47.010	6.904	90.56	15:52:12.016
4 -	1:43.001	2.895	94.08	15:53:55.017
5 -	1:41.485	1.379	95.49	15:55:36.502
6 -	1:41.424	1.318	95.55	15:57:17.926
7 -	1:41.661	1.555	95.32	15:58:59.587
8 -	1:41.029	0.923	95.92	16:00:40.616
9 -	1:40.906	0.800	96.04	16:02:21.522
10 -	1:41.030	0.924	95.92	16:04:02.552
11 -	1:41.086	0.980	95.87	16:05:43.638
12 -	1:40.125 (2)	0.019	96.79	16:07:23.763
13 -	1:40.921	0.815	96.02	16:09:04.684
14 -	1:40.106 (1)		96.81	16:10:44.790
15 -	1:45.843 P	5.737	91.56	16:12:30.633
16 -	2:44.285	1:04.179	58.99	16:15:14.918
17 -	1:40.388	0.282	96.53	16:16:55.306
18 -	1:41.036	0.930	95.91	16:18:36.342
19 -	1:40.874	0.768	96.07	16:20:17.216
20 -	1:40.987	0.881	95.96	16:21:58.203
21 -	1:41.322	1.216	95.64	16:23:39.525
22 -	1:40.276 (3)	0.170	96.64	16:25:19.801
23 -	1:41.014	0.908	95.94	16:27:00.815
24 -	1:40.363	0.257	96.56	16:28:41.178
25 -	1:40.319	0.213	96.60	16:30:21.497
26 -	1:40.862	0.756	96.08	16:32:02.359
27 -	1:41.604	1.498	95.38	16:33:43.963
28 -	2:09.705	29.599	74.71	16:35:53.668

P18 31 Rod GOODMAN

LAP	LAP TIME	DIFF	MPH	TIME OF DAY
1 -	1:50.635	8.036	87.59	15:48:32.978
2 -	1:44.214	1.615	92.99	15:50:17.192
3 -	1:45.425	2.826	91.92	15:52:02.617
4 -	1:43.831	1.232	93.33	15:53:46.448
5 -	1:43.810	1.211	93.35	15:55:30.258
6 -	1:42.599 (1)		94.45	15:57:12.857
7 -	1:43.106	0.507	93.99	15:58:55.963
8 -	1:42.761	0.162	94.30	16:00:38.724
9 -	1:42.609 (2)	0.010	94.44	16:02:21.333
10 -	1:44.627	2.028	92.62	16:04:05.960
11 -	1:42.750 (3)	0.151	94.31	16:05:48.710
12 -	1:52.403 P	9.804	86.21	16:07:41.113
13 -	4:34.209 P	2:51.610	35.34	16:12:15.322

Radical Challenge Championship

RACE 8 - PIT STOP ANALYSIS

P1 4 Dominik JACKSON				
STOP	IN TIME	STOP TIME	TOTAL TIME	OUT TIME
1 -	16:13:13.442	1:00.340	1:00.340	16:14:13.782

P2 11 Jac CONSTABLE				
STOP	IN TIME	STOP TIME	TOTAL TIME	OUT TIME
1 -	16:14:54.396	1:04.432	1:04.432	16:15:58.828

P3 98 Joe STABLES				
STOP	IN TIME	STOP TIME	TOTAL TIME	OUT TIME
1 -	16:13:24.117	1:11.335	1:11.335	16:14:35.452

P4 5 Jerome DE SADELEER				
STOP	IN TIME	STOP TIME	TOTAL TIME	OUT TIME
1 -	16:09:57.985	1:19.325	1:19.325	16:11:17.310

P5 111 Jon MACRAE				
STOP	IN TIME	STOP TIME	TOTAL TIME	OUT TIME
1 -	16:08:40.328	56.544	56.544	16:09:36.872

P6 23 Jason RISHOVER				
STOP	IN TIME	STOP TIME	TOTAL TIME	OUT TIME
1 -	16:08:39.217	59.094	59.094	16:09:38.311

P7 52 Mark RICHARDS				
STOP	IN TIME	STOP TIME	TOTAL TIME	OUT TIME
1 -	16:11:46.894	1:14.440	1:14.440	16:13:01.334

P8 28 Elliot GOODMAN				
STOP	IN TIME	STOP TIME	TOTAL TIME	OUT TIME
1 -	16:10:20.028	1:02.100	1:02.100	16:11:22.128

P9 8 Spencer BOURNE				
STOP	IN TIME	STOP TIME	TOTAL TIME	OUT TIME
1 -	16:08:52.779	1:00.587	1:00.587	16:09:53.366

P10 57 Brian MURPHY				
STOP	IN TIME	STOP TIME	TOTAL TIME	OUT TIME
1 -	16:12:22.697	1:00.639	1:00.639	16:13:23.336

P11 66 Brian CAUDWELL				
STOP	IN TIME	STOP TIME	TOTAL TIME	OUT TIME
1 -	16:12:30.633	1:05.075	1:05.075	16:13:35.708

P12 24 Peter BROOKES				
STOP	IN TIME	STOP TIME	TOTAL TIME	OUT TIME
1 -	16:08:54.489	1:18.398	1:18.398	16:10:12.887

P13 10 John CAUDWELL				
STOP	IN TIME	STOP TIME	TOTAL TIME	OUT TIME
1 -	16:09:29.181	1:01.180	1:01.180	16:10:30.361

P14 33 FEYZULLIN / ZAKHAROV				
STOP	IN TIME	STOP TIME	TOTAL TIME	OUT TIME
1 -	16:09:57.462	1:03.430	1:03.430	16:11:00.892

P15 74 Guillaume GRUCHET				
STOP	IN TIME	STOP TIME	TOTAL TIME	OUT TIME
1 -	16:13:57.374	1:03.999	1:03.999	16:15:01.373

P16 44 HULL / AVERY				
STOP	IN TIME	STOP TIME	TOTAL TIME	OUT TIME
1 -	16:10:42.686	1:10.731	1:10.731	16:11:53.417

P17 94 Oli MARATEOTTO JR				
STOP	IN TIME	STOP TIME	TOTAL TIME	OUT TIME
1 -	16:08:37.152	1:02.207	1:02.207	16:09:39.359
2 -	16:11:26.038	1:00.930	2:03.137	16:12:26.968

P18 31 Rod GOODMAN				
STOP	IN TIME	STOP TIME	TOTAL TIME	OUT TIME
1 -	16:07:41.113	2:31.241	2:31.241	16:10:12.354
2 -	16:12:15.322			

Weather / Track : Bright / Dry

Results can be found at www.tsl-timing.com

Oulton Park International
Circuit Length = 2.6920 miles
Start: 15:46 Flag 00:00 End: 00:00

Printed - 16:18 Saturday, 20 July 2019

Radical Challenge Championship

RACE 8 - STATISTICS

Competitors Started 18
Planned Start 2019-07-20 @ 15:40:00.000
Actual Start 2019-07-20 @ 15:46:42.342
Finish Time 2019-07-20 @ 16:37:20.585
Track Length 2.6920mi.
Total Laps 510
Total Distance Covered 1372.9345mi.

Session Fastest Lap History

NO	CL	NAME	LAP TIME	TIME OF DAY	LAP	VEHICLE
4	S	Dominik JACKSON	1:42.410	15:48:24.777	1	SR3 RSX
4	S	Dominik JACKSON	1:39.749	15:50:04.527	2	SR3 RSX
4	S	Dominik JACKSON	1:39.354	15:51:43.880	3	SR3 RSX
11	S	Jac CONSTABLE	1:39.266	15:51:44.605	3	SR3 RSX
5	S	Jerome DE SADELEER	1:39.238	15:51:45.192	3	SR3 RSX
4	S	Dominik JACKSON	1:39.033	15:53:22.913	4	SR3 RSX
11	S	Jac CONSTABLE	1:38.959	15:53:23.564	4	SR3 RSX
5	S	Jerome DE SADELEER	1:38.853	15:53:24.045	4	SR3 RSX
4	S	Dominik JACKSON	1:38.494	15:55:01.408	5	SR3 RSX
11	S	Jac CONSTABLE	1:38.422	16:01:38.502	9	SR3 RSX
5	S	Jerome DE SADELEER	1:38.230	16:01:39.133	9	SR3 RSX
5	S	Jerome DE SADELEER	1:38.150	16:16:13.751	17	SR3 RSX
5	S	Jerome DE SADELEER	1:37.826	16:17:51.576	18	SR3 RSX

Session Leader History

NO	CL	NAME	FROM LAP	LAPS LED	DISTANCE	VEHICLE
4	S	Dominik JACKSON	1	15	40.38 miles	SR3 RSX
11	S	Jac CONSTABLE	16	2	5.38 miles	SR3 RSX
4	S	Dominik JACKSON	18	13	34.99 miles	SR3 RSX

Flag History

TYPE	TIME OF DAY
GREEN	15:46:42.342
FINISH	16:37:20.585

Flag Statistics

TYPE	COUNT	TOTAL LAPS	TOTAL TIME
Green	1	30	54:11.594
Red	0	0	0.000
Safety Car	0	0	0.000
FCY	0	0	0.000

Weather / Track : Bright / Dry

These results are provisional until the conclusion of any judicial and technical matters.

Oulton Park International
Circuit Length = 2.6920 miles
Start: 15:46 Flag 16:37 End: 16:40

Clerk Of Course :		Timekeeper :
-------------------	--	--------------

Radical Challenge Championship

RACE 8 - STATISTICS

CLASS : S

16 Starters

Fastest Lap History

NO	NAME	LAP TIME	TIME OF DAY	LAP	VEHICLE
4	Dominik JACKSON	1:42.410	15:48:24.777	1	SR3 RSX
4	Dominik JACKSON	1:39.749	15:50:04.527	2	SR3 RSX
4	Dominik JACKSON	1:39.354	15:51:43.880	3	SR3 RSX
11	Jac CONSTABLE	1:39.266	15:51:44.605	3	SR3 RSX
5	Jerome DE SADELEER	1:39.238	15:51:45.192	3	SR3 RSX
4	Dominik JACKSON	1:39.033	15:53:22.913	4	SR3 RSX
11	Jac CONSTABLE	1:38.959	15:53:23.564	4	SR3 RSX
5	Jerome DE SADELEER	1:38.853	15:53:24.045	4	SR3 RSX
4	Dominik JACKSON	1:38.494	15:55:01.408	5	SR3 RSX
11	Jac CONSTABLE	1:38.422	16:01:38.502	9	SR3 RSX
5	Jerome DE SADELEER	1:38.230	16:01:39.133	9	SR3 RSX
5	Jerome DE SADELEER	1:38.150	16:16:13.751	17	SR3 RSX
5	Jerome DE SADELEER	1:37.826	16:17:51.576	18	SR3 RSX

Leader History

NO	NAME	FROM LAP	LAPS LED	DISTANCE	VEHICLE
4	Dominik JACKSON	1	15	40.38 miles	SR3 RSX
11	Jac CONSTABLE	16	2	5.38 miles	SR3 RSX
4	Dominik JACKSON	18	13	34.99 miles	SR3 RSX

Weather / Track : Bright / Dry

These results are provisional until the conclusion of any judicial and technical matters.

Oulton Park International
Circuit Length = 2.6920 miles
Start: 15:46 Flag 16:37 End: 16:40

Clerk Of Course :		Timekeeper :
-------------------	--	--------------

Radical Challenge Championship

RACE 8 - STATISTICS

CLASS : T

2 Starters

Fastest Lap History

NO	NAME	LAP TIME	TIME OF DAY	LAP	VEHICLE
44	HULL / AVERY	1:53.499	15:48:35.867	1	SR3 RSX
44	HULL / AVERY	1:48.062	15:50:23.930	2	SR3 RSX
33	FEYZULLIN / ZAKHAROV	1:46.898	15:50:24.770	2	SR3 RSX
33	FEYZULLIN / ZAKHAROV	1:43.819	16:04:43.768	10	SR3 RSX
33	FEYZULLIN / ZAKHAROV	1:43.405	16:06:27.173	11	SR3 RSX
33	FEYZULLIN / ZAKHAROV	1:43.335	16:08:10.509	12	SR3 RSX

Leader History

NO	NAME	FROM LAP	LAPS LED	DISTANCE	VEHICLE
44	HULL / AVERY	1	8	21.53 miles	SR3 RSX
33	FEYZULLIN / ZAKHAROV	9	20	53.84 miles	SR3 RSX

Weather / Track : Bright / Dry

These results are provisional until the conclusion of any judicial and technical matters.

Oulton Park International
Circuit Length = 2.6920 miles
Start: 15:46 Flag 16:37 End: 16:40

Clerk Of Course :		Timekeeper :
-------------------	--	--------------