



RADICAL CHALLENGE CHAMPIONSHIP

Donington Park National

6th / 7th April 2019



Results Provided by Timing Solutions Ltd
www.tsl-timing.com

MSVR Club Car Championships - Donington Park National - 6th/7th April 2019

Radical Challenge Championship

QUALIFYING - RACE 1 - CLASSIFICATION

POS	NO	NAME	ENTRY	TIME	ON	LAPS	GAP	DIFF	MPH
1	5*	Jerome DE SADELEER	SR3 RSX	1:05.609	16	17			108.59
2	4	Dominik JACKSON	SR3 RSX	1:06.101	19	19	0.492	0.492	107.78
3	52*	Mark RICHARDS	SR3 RSX	1:06.329	16	18	0.720	0.228	107.41
4	14	John MACLEOD	SR3 RSX	1:07.056	17	18	1.447	0.727	106.24
5	57	Brian MURPHY	SR3 RSX	1:07.172	17	17	1.563	0.116	106.06
6	23	Jason RISHOVER	SR3 RSX	1:07.288	17	18	1.679	0.116	105.88
7	11	Jac CONSTABLE	SR3 RSX	1:07.307	17	18	1.698	0.019	105.85
8	66	Brian CAUDWELL	SR3 RSX	1:07.748	18	18	2.139	0.441	105.16
9	29	Marcello MARATEOTTO	SR3 RSX	1:07.755	8	12	2.146	0.007	105.15
10	31	Rod GOODMAN	SR3 RSX	1:07.841	16	18	2.232	0.086	105.01
11	8	Spencer BOURNE	SR3 RSX	1:08.046	17	17	2.437	0.205	104.70
12	28	Elliot GOODMAN	SR3 RSX	1:08.081	12	18	2.472	0.035	104.64
13	80	Peter TYLER	SR3 RSX	1:08.529	15	17	2.920	0.448	103.96
14	24	Peter BROOKES	SR3 RSX	1:08.553	17	17	2.944	0.024	103.92
15	94	Oli MARATEOTTO JR	SR3 RSX	1:08.678	17	17	3.069	0.125	103.73
16	10	John CAUDWELL	SR3 RSX	1:09.145	16	17	3.536	0.467	103.03
17	6	Barry LIVERSIDGE	SR3 RSX	1:09.323	16	17	3.714	0.178	102.77
18	73	John HINDHAUGH	SR3 RSX	1:09.862	16	17	4.253	0.539	101.98
19	35	Grant DALTON	SR3 RSX	1:14.338	16	16	8.729	4.476	95.84

Cars 5 & 8 have no working timing transponder. Please fix before racing.
No. 5, 52 - 1 Lap time disallowed; exceeding track limits.

Weather / Track : Cloudy / Dry

These results are provisional until the conclusion of any judicial and technical matters.

Donington Park National
Circuit Length = 1.9790 miles
Start: 09:03 Flag 09:23 End: 09:25

Clerk Of Course :		Timekeeper :	
-------------------	--	--------------	--

MSVR Club Car Championships - Donington Park National - 6th/7th April 2019

Radical Challenge Championship

QUALIFYING - RACE 3 - 2ND FASTEST CLASSIFICATION

POS	NO	NAME	ENTRY	TIME	ON	LAPS	GAP	DIFF	MPH
1	5*	Jerome DE SADELEER	SR3 RSX	1:06.105	12	17			107.77
2	4	Dominik JACKSON	SR3 RSX	1:06.429	18	19	0.324	0.324	107.25
3	52*	Mark RICHARDS	SR3 RSX	1:06.452	13	18	0.347	0.023	107.21
4	14	John MACLEOD	SR3 RSX	1:07.210	16	18	1.105	0.758	106.00
5	23	Jason RISHOVER	SR3 RSX	1:07.384	18	18	1.279	0.174	105.73
6	11	Jac CONSTABLE	SR3 RSX	1:07.419	16	18	1.314	0.035	105.67
7	57	Brian MURPHY	SR3 RSX	1:07.463	13	17	1.358	0.044	105.60
8	29	Marcello MARATEOTTO	SR3 RSX	1:07.806	9	12	1.701	0.343	105.07
9	31	Rod GOODMAN	SR3 RSX	1:08.064	12	18	1.959	0.258	104.67
10	8	Spencer BOURNE	SR3 RSX	1:08.182	15	17	2.077	0.118	104.49
11	28	Elliot GOODMAN	SR3 RSX	1:08.411	11	18	2.306	0.229	104.14
12	24	Peter BROOKES	SR3 RSX	1:08.608	10	17	2.503	0.197	103.84
13	66	Brian CAUDWELL	SR3 RSX	1:08.703	17	18	2.598	0.095	103.70
14	94	Oli MARATEOTTO JR	SR3 RSX	1:08.718	15	17	2.613	0.015	103.67
15	80	Peter TYLER	SR3 RSX	1:08.966	14	17	2.861	0.248	103.30
16	10	John CAUDWELL	SR3 RSX	1:09.494	17	17	3.389	0.528	102.52
17	6	Barry LIVERSIDGE	SR3 RSX	1:09.730	17	17	3.625	0.236	102.17
18	73	John HINDHAUGH	SR3 RSX	1:09.922	17	17	3.817	0.192	101.89
19	35	Grant DALTON	SR3 RSX	1:14.492	15	16	8.387	4.570	95.64

Cars 5 & 8 have no working timing transponder. Please fix before racing.
No. 5, 52 - 1 Lap time disallowed; exceeding track limits.

Weather / Track : Cloudy / Dry

These results are provisional until the conclusion of any judicial and technical matters.

Donington Park National
Circuit Length = 1.9790 miles
Start: 09:03 Flag 09:23 End: 09:25

Clerk Of Course :

Timekeeper :

MSVR Club Car Championships - Donington Park National - 6th/7th April 2019

Radical Challenge Championship

QUALIFYING - RACE 1 - LAP ANALYSIS

DIFF = Difference To Personal Best Lap

P1 5 Jerome DE SADELEER				
LAP	LAP TIME	DIFF	MPH	TIME OF DAY
1 -				09:04:27.877
2 -	1:24.340	18.731	84.47	09:05:52.217
3 -	1:13.274	7.665	97.23	09:07:05.491
4 -	1:12.080	6.471	98.84	09:08:17.571
5 -	1:09.253	3.644	102.87	09:09:26.824
6 -	1:07.959 D	2.350	104.83	09:10:34.783
7 -	1:07.930	2.321	104.88	09:11:42.713
8 -	1:06.777	1.168	106.69	09:12:49.490
9 -	1:06.957	1.348	106.40	09:13:56.447
10 -	1:09.452	3.843	102.58	09:15:05.899
11 -	1:06.382	0.773	107.32	09:16:12.281
12 -	1:06.105 (2)	0.496	107.77	09:17:18.386
13 -	1:06.357	0.748	107.36	09:18:24.743
14 -	1:09.667	4.058	102.26	09:19:34.410
15 -	1:06.235 (3)	0.626	107.56	09:20:40.645
16 -	1:05.609 (1)		108.59	09:21:46.254
17 -	1:19.157 P	13.548	90.00	09:23:05.411

P2 4 Dominik JACKSON				
LAP	LAP TIME	DIFF	MPH	TIME OF DAY
1 -				09:04:22.074
2 -	1:23.240	17.139	85.59	09:05:45.314
3 -	1:11.592	5.491	99.51	09:06:56.906
4 -	1:08.949	2.848	103.33	09:08:05.855
5 -	1:08.469	2.368	104.05	09:09:14.324
6 -	1:10.673	4.572	100.81	09:10:24.997
7 -	1:08.512	2.411	103.99	09:11:33.509
8 -	1:08.005	1.904	104.76	09:12:41.514
9 -	1:07.599	1.498	105.39	09:13:49.113
10 -	1:06.911	0.810	106.47	09:14:56.024
11 -	1:07.982	1.881	104.80	09:16:04.006
12 -	1:06.775	0.674	106.69	09:17:10.781
13 -	1:06.634	0.533	106.92	09:18:17.415
14 -	1:06.680	0.579	106.84	09:19:24.095
15 -	1:06.588 (3)	0.487	106.99	09:20:30.683
16 -	1:07.920	1.819	104.89	09:21:38.603
17 -	1:11.159	5.058	100.12	09:22:49.762
18 -	1:06.429 (2)	0.328	107.25	09:23:56.191
19 -	1:06.101 (1)		107.78	09:25:02.292

P3 52 Mark RICHARDS				
LAP	LAP TIME	DIFF	MPH	TIME OF DAY
1 -				09:04:35.272
2 -	1:34.927	28.598	75.05	09:06:10.199
3 -	1:22.124	15.795	86.75	09:07:32.323
4 -	1:15.164	8.835	94.78	09:08:47.487
5 -	1:13.037	6.708	97.54	09:10:00.524
6 -	1:09.548	3.219	102.44	09:11:10.072
7 -	1:08.825 D	2.496	103.51	09:12:18.897
8 -	1:08.229	1.900	104.42	09:13:27.126
9 -	1:07.813	1.484	105.06	09:14:34.939
10 -	1:07.149	0.820	106.10	09:15:42.088
11 -	1:06.894	0.565	106.50	09:16:48.982
12 -	1:06.750 (3)	0.421	106.73	09:17:55.732
13 -	1:06.452 (2)	0.123	107.21	09:19:02.184
14 -	1:20.977	14.648	87.98	09:20:23.161
15 -	1:14.563	8.234	95.55	09:21:37.724
16 -	1:06.329 (1)		107.41	09:22:44.053
17 -	1:08.426	2.097	104.12	09:23:52.479
18 -	1:19.663	13.334	89.43	09:25:12.142

DIFF = Difference To Personal Best Lap

P4 14 John MACLEOD				
LAP	LAP TIME	DIFF	MPH	TIME OF DAY
1 -				09:04:25.183
2 -	1:30.765	23.709	78.49	09:05:55.948
3 -	1:15.975	8.919	93.77	09:07:11.923
4 -	1:12.164	5.108	98.72	09:08:24.087
5 -	1:10.044	2.988	101.71	09:09:34.131
6 -	1:09.246	2.190	102.88	09:10:43.377
7 -	1:08.707	1.651	103.69	09:11:52.084
8 -	1:08.012	0.956	104.75	09:13:00.096
9 -	1:07.884	0.828	104.95	09:14:07.980
10 -	1:07.989	0.933	104.79	09:15:15.969
11 -	1:08.309	1.253	104.30	09:16:24.278
12 -	1:09.114	2.058	103.08	09:17:33.392
13 -	1:07.858	0.802	104.99	09:18:41.250
14 -	1:07.504	0.448	105.54	09:19:48.754
15 -	1:07.602	0.546	105.39	09:20:56.356
16 -	1:07.210 (2)	0.154	106.00	09:22:03.566
17 -	1:07.056 (1)		106.24	09:23:10.622
18 -	1:07.463 (3)	0.407	105.60	09:24:18.085

P5 57 Brian MURPHY				
LAP	LAP TIME	DIFF	MPH	TIME OF DAY
1 -				09:04:31.887
2 -	1:40.228	33.056	71.08	09:06:12.115
3 -	1:31.844 P	24.672	77.57	09:07:43.959
4 -	1:30.193	23.021	78.99	09:09:14.152
5 -	1:12.660	5.488	98.05	09:10:26.812
6 -	1:09.028	1.856	103.21	09:11:35.840
7 -	1:09.758	2.586	102.13	09:12:45.598
8 -	1:08.917	1.745	103.38	09:13:54.515
9 -	1:13.198 P	6.026	97.33	09:15:07.713
10 -	1:46.107	38.935	67.14	09:16:53.820
11 -	1:08.463	1.291	104.06	09:18:02.283
12 -	1:07.902 (3)	0.730	104.92	09:19:10.185
13 -	1:07.463 (2)	0.291	105.60	09:20:17.648
14 -	1:08.827	1.655	103.51	09:21:26.475
15 -	1:14.202	7.030	96.01	09:22:40.677
16 -	1:10.513	3.341	101.04	09:23:51.190
17 -	1:07.172 (1)		106.06	09:24:58.362

P6 23 Jason RISHOVER				
LAP	LAP TIME	DIFF	MPH	TIME OF DAY
1 -				09:04:32.648
2 -	1:32.797	25.509	76.77	09:06:05.445
3 -	1:19.636	12.348	89.46	09:07:25.081
4 -	1:12.101	4.813	98.81	09:08:37.182
5 -	1:10.394	3.106	101.21	09:09:47.576
6 -	1:09.515	2.227	102.49	09:10:57.091
7 -	1:09.305	2.017	102.80	09:12:06.396
8 -	1:08.140	0.852	104.55	09:13:14.536
9 -	1:08.255	0.967	104.38	09:14:22.791
10 -	1:08.235	0.947	104.41	09:15:31.026
11 -	1:08.220	0.932	104.43	09:16:39.246
12 -	1:07.680	0.392	105.26	09:17:46.926
13 -	1:09.698	2.410	102.22	09:18:56.624
14 -	1:12.528	5.240	98.23	09:20:09.152
15 -	1:07.828	0.540	105.03	09:21:16.980
16 -	1:07.557 (3)	0.269	105.46	09:22:24.537
17 -	1:07.288 (1)		105.88	09:23:31.825
18 -	1:07.384 (2)	0.096	105.73	09:24:39.209

Weather / Track : Cloudy / Dry

Donington Park National
Circuit Length = 1.9790 miles
Start: 09:03 Flag 09:23 End: 09:25

MSVR Club Car Championships - Donington Park National - 6th/7th April 2019

Radical Challenge Championship

QUALIFYING - RACE 1 - LAP ANALYSIS

DIFF = Difference To Personal Best Lap

P7 11 Jac CONSTABLE				
LAP	LAP TIME	DIFF	MPH	TIME OF DAY
1 -				09:04:29.490
2 -	1:22.932	15.625	85.90	09:05:52.422
3 -	1:13.693	6.386	96.68	09:07:06.115
4 -	1:12.122	4.815	98.78	09:08:18.237
5 -	1:10.186	2.879	101.51	09:09:28.423
6 -	1:09.014	1.707	103.23	09:10:37.437
7 -	1:08.748	1.441	103.63	09:11:46.185
8 -	1:09.244	1.937	102.89	09:12:55.429
9 -	1:08.342	1.035	104.24	09:14:03.771
10 -	1:08.053	0.746	104.69	09:15:11.824
11 -	1:09.536	2.229	102.45	09:16:21.360
12 -	1:08.588	1.281	103.87	09:17:29.948
13 -	1:08.528	1.221	103.96	09:18:38.476
14 -	1:07.654	0.347	105.30	09:19:46.130
15 -	1:07.608 (3)	0.301	105.38	09:20:53.738
16 -	1:07.419 (2)	0.112	105.67	09:22:01.157
17 -	1:07.307 (1)		105.85	09:23:08.464
18 -	1:22.046 P	14.739	86.83	09:24:30.510

P8 66 Brian CAUDWELL				
LAP	LAP TIME	DIFF	MPH	TIME OF DAY
1 -				09:04:22.029
2 -	1:26.903	19.155	81.98	09:05:48.932
3 -	1:15.881	8.133	93.89	09:07:04.813
4 -	1:12.611	4.863	98.12	09:08:17.424
5 -	1:14.460	6.712	95.68	09:09:31.884
6 -	1:10.167	2.419	101.53	09:10:42.051
7 -	1:11.099	3.351	100.20	09:11:53.150
8 -	1:11.444	3.696	99.72	09:13:04.594
9 -	1:08.778	1.030	103.58	09:14:13.372
10 -	1:08.725 (3)	0.977	103.66	09:15:22.097
11 -	1:09.052	1.304	103.17	09:16:31.149
12 -	1:14.286	6.538	95.90	09:17:45.435
13 -	1:16.248	8.500	93.44	09:19:01.683
14 -	1:10.725	2.977	100.73	09:20:12.408
15 -	1:16.913	9.165	92.63	09:21:29.321
16 -	1:11.037	3.289	100.29	09:22:40.358
17 -	1:08.703 (2)	0.955	103.70	09:23:49.061
18 -	1:07.748 (1)		105.16	09:24:56.809

P9 29 Marcello MARATEOTTO				
LAP	LAP TIME	DIFF	MPH	TIME OF DAY
1 -				09:04:33.344
2 -	1:26.806	19.051	82.07	09:06:00.150
3 -	1:14.022	6.267	96.25	09:07:14.172
4 -	1:12.368	4.613	98.45	09:08:26.540
5 -	1:09.672	1.917	102.25	09:09:36.212
6 -	1:08.734	0.979	103.65	09:10:44.946
7 -	1:08.376	0.621	104.19	09:11:53.322
8 -	1:07.755 (1)		105.15	09:13:01.077
9 -	1:07.806 (2)	0.051	105.07	09:14:08.883
10 -	1:09.694	1.939	102.22	09:15:18.577
11 -	1:07.980 (3)	0.225	104.80	09:16:26.557
12 -	1:16.334 P	8.579	93.33	09:17:42.891

P10 31 Rod GOODMAN				
LAP	LAP TIME	DIFF	MPH	TIME OF DAY
1 -				09:04:28.210

DIFF = Difference To Personal Best Lap

2 -	1:28.932	21.091	80.11	09:05:57.142
3 -	1:16.265	8.424	93.41	09:07:13.407
4 -	1:14.080	6.239	96.17	09:08:27.487
5 -	1:12.895	5.054	97.73	09:09:40.382
6 -	1:15.105	7.264	94.86	09:10:55.487
7 -	1:08.525	0.684	103.97	09:12:04.012
8 -	1:08.303 (3)	0.462	104.30	09:13:12.315
9 -	1:08.518	0.677	103.98	09:14:20.833
10 -	1:09.002	1.161	103.25	09:15:29.835
11 -	1:08.725	0.884	103.66	09:16:38.560
12 -	1:08.064 (2)	0.223	104.67	09:17:46.624
13 -	1:13.553	5.712	96.86	09:19:00.177
14 -	1:15.209	7.368	94.73	09:20:15.386
15 -	1:09.225	1.384	102.92	09:21:24.611
16 -	1:07.841 (1)		105.01	09:22:32.452
17 -	1:08.342	0.501	104.24	09:23:40.794
18 -	1:13.842	6.001	96.48	09:24:54.636

P11 8 Spencer BOURNE				
LAP	LAP TIME	DIFF	MPH	TIME OF DAY
1 -				09:04:23.139
2 -	1:31.285	23.239	78.04	09:05:54.424
3 -	1:18.285	10.239	91.00	09:07:12.709
4 -	1:14.619	6.573	95.48	09:08:27.328
5 -	1:12.945	4.899	97.67	09:09:40.273
6 -	1:11.448	3.402	99.71	09:10:51.721
7 -	1:10.212	2.166	101.47	09:12:01.933
8 -	1:09.432	1.386	102.61	09:13:11.365
9 -	1:08.868	0.822	103.45	09:14:20.233
10 -	1:08.384	0.338	104.18	09:15:28.617
11 -	1:08.810	0.764	103.54	09:16:37.427
12 -	1:08.232 (3)	0.186	104.41	09:17:45.659
13 -	1:13.518 P	5.472	96.90	09:18:59.177
14 -	2:12.410	1:04.364	53.80	09:21:11.588
15 -	1:08.182 (2)	0.136	104.49	09:22:19.770
16 -	1:17.599	9.553	91.81	09:23:37.369
17 -	1:08.046 (1)		104.70	09:24:45.415

P12 28 Elliot GOODMAN				
LAP	LAP TIME	DIFF	MPH	TIME OF DAY
1 -				09:04:30.090
2 -	1:34.986	26.905	75.00	09:06:05.076
3 -	1:25.174	17.093	83.64	09:07:30.250
4 -	1:16.900	8.819	92.64	09:08:47.150
5 -	1:14.328	6.247	95.85	09:10:01.478
6 -	1:12.608	4.527	98.12	09:11:14.086
7 -	1:11.317	3.236	99.90	09:12:25.403
8 -	1:10.115	2.034	101.61	09:13:35.518
9 -	1:08.963	0.882	103.31	09:14:44.481
10 -	1:08.816	0.735	103.53	09:15:53.297
11 -	1:08.411 (2)	0.330	104.14	09:17:01.708
12 -	1:08.081 (1)		104.64	09:18:09.789
13 -	1:09.208	1.127	102.94	09:19:18.997
14 -	1:08.506 (3)	0.425	104.00	09:20:27.503
15 -	1:09.092	1.011	103.11	09:21:36.595
16 -	1:09.993	1.912	101.79	09:22:46.588
17 -	1:09.532	1.451	102.46	09:23:56.120
18 -	1:10.120	2.039	101.60	09:25:06.240

P13 80 Peter TYLER				
LAP	LAP TIME	DIFF	MPH	TIME OF DAY
1 -				09:04:37.796

Weather / Track : Cloudy / Dry

Donington Park National
Circuit Length = 1.9790 miles
Start: 09:03 Flag 09:23 End: 09:25

MSVR Club Car Championships - Donington Park National - 6th/7th April 2019

Radical Challenge Championship

QUALIFYING - RACE 1 - LAP ANALYSIS

DIFF = Difference To Personal Best Lap

2 -	1:47.322	38.793	66.38	09:06:25.118
3 -	1:19.271	10.742	89.87	09:07:44.389
4 -	1:18.926	10.397	90.26	09:09:03.315
5 -	1:13.476	4.947	96.96	09:10:16.791
6 -	1:11.818	3.289	99.20	09:11:28.609
7 -	1:15.598	7.069	94.24	09:12:44.207
8 -	1:11.690	3.161	99.38	09:13:55.897
9 -	1:14.148	5.619	96.08	09:15:10.045
10 -	1:18.352	9.823	90.93	09:16:28.397
11 -	1:12.370	3.841	98.44	09:17:40.767
12 -	1:14.617	6.088	95.48	09:18:55.384
13 -	1:09.455 (3)	0.926	102.57	09:20:04.839
14 -	1:08.966 (2)	0.437	103.30	09:21:13.805
15 -	1:08.529 (1)		103.96	09:22:22.334
16 -	1:12.053	3.524	98.88	09:23:34.387
17 -	1:10.476	1.947	101.09	09:24:44.863

P14 24 Peter BROOKES

LAP	LAP TIME	DIFF	MPH	TIME OF DAY
1 -				09:04:25.974
2 -	1:37.969	29.416	72.72	09:06:03.943
3 -	1:22.707	14.154	86.14	09:07:26.650
4 -	1:15.696	7.143	94.12	09:08:42.346
5 -	1:11.419	2.866	99.75	09:09:53.765
6 -	1:13.810	5.257	96.52	09:11:07.575
7 -	1:10.008	1.455	101.76	09:12:17.583
8 -	1:09.351	0.798	102.73	09:13:26.934
9 -	1:10.025	1.472	101.74	09:14:36.959
10 -	1:08.608 (2)	0.055	103.84	09:15:45.567
11 -	1:14.616	6.063	95.48	09:17:00.183
12 -	1:09.176 (3)	0.623	102.99	09:18:09.359
13 -	1:09.437	0.884	102.60	09:19:18.796
14 -	1:10.883	2.330	100.51	09:20:29.679
15 -	1:10.783	2.230	100.65	09:21:40.462
16 -	1:11.498	2.945	99.64	09:22:51.960
17 -	1:08.553 (1)		103.92	09:24:00.513

P15 94 Oli MARATEOTTO JR

LAP	LAP TIME	DIFF	MPH	TIME OF DAY
1 -				09:04:23.744
2 -	1:40.060	31.382	71.20	09:06:03.804
3 -	1:30.396	21.718	78.81	09:07:34.200
4 -	1:26.017	17.339	82.82	09:09:00.217
5 -	1:15.399	6.721	94.49	09:10:15.616
6 -	1:12.494	3.816	98.27	09:11:28.110
7 -	1:11.766	3.088	99.27	09:12:39.876
8 -	1:11.356	2.678	99.84	09:13:51.232
9 -	1:15.952	7.274	93.80	09:15:07.184
10 -	1:15.807	7.129	93.98	09:16:22.991
11 -	1:10.109	1.431	101.62	09:17:33.100
12 -	1:10.366	1.688	101.25	09:18:43.466
13 -	1:09.759	1.081	102.13	09:19:53.225
14 -	1:09.020 (3)	0.342	103.22	09:21:02.245
15 -	1:08.718 (2)	0.040	103.67	09:22:10.963
16 -	1:09.046	0.368	103.18	09:23:20.009
17 -	1:08.678 (1)		103.73	09:24:28.687

P16 10 John CAUDWELL

LAP	LAP TIME	DIFF	MPH	TIME OF DAY
1 -				09:04:24.818
2 -	1:42.536	33.391	69.48	09:06:07.354
3 -	1:26.776	17.631	82.10	09:07:34.130

DIFF = Difference To Personal Best Lap

4 -	1:13.930	4.785	96.37	09:08:48.060
5 -	1:21.459	12.314	87.46	09:10:09.519
6 -	1:11.174	2.029	100.10	09:11:20.693
7 -	1:10.917	1.772	100.46	09:12:31.610
8 -	1:11.837	2.692	99.17	09:13:43.447
9 -	1:10.052	0.907	101.70	09:14:53.499
10 -	1:11.740	2.595	99.31	09:16:05.239
11 -	1:09.655	0.510	102.28	09:17:14.894
12 -	1:09.517 (3)	0.372	102.48	09:18:24.411
13 -	1:10.906	1.761	100.48	09:19:35.317
14 -	1:09.615	0.470	102.34	09:20:44.932
15 -	1:09.830	0.685	102.02	09:21:54.762
16 -	1:09.145 (1)		103.03	09:23:03.907
17 -	1:09.494 (2)	0.349	102.52	09:24:13.401

P17 6 Barry LIVERSIDGE

LAP	LAP TIME	DIFF	MPH	TIME OF DAY
1 -				09:04:40.310
2 -	1:46.701	37.378	66.77	09:06:27.011
3 -	1:25.039	15.716	83.78	09:07:52.050
4 -	1:17.975	8.652	91.37	09:09:10.025
5 -	1:18.130	8.807	91.18	09:10:28.155
6 -	1:14.467	5.144	95.67	09:11:42.622
7 -	1:12.699	3.376	98.00	09:12:55.321
8 -	1:12.556	3.233	98.19	09:14:07.877
9 -	1:12.414	3.091	98.38	09:15:20.291
10 -	1:10.650	1.327	100.84	09:16:30.941
11 -	1:12.188	2.865	98.69	09:17:43.129
12 -	1:12.805	3.482	97.85	09:18:55.934
13 -	1:14.705	5.382	95.37	09:20:10.639
14 -	1:10.514	1.191	101.03	09:21:21.153
15 -	1:10.002 (3)	0.679	101.77	09:22:31.155
16 -	1:09.323 (1)		102.77	09:23:40.478
17 -	1:09.730 (2)	0.407	102.17	09:24:50.208

P18 73 John HINDHAUGH

LAP	LAP TIME	DIFF	MPH	TIME OF DAY
1 -				09:04:27.573
2 -	1:37.310	27.448	73.21	09:06:04.883
3 -	1:27.859	17.997	81.09	09:07:32.742
4 -	1:33.134	23.272	76.49	09:09:05.876
5 -	1:15.350	5.488	94.55	09:10:21.226
6 -	1:13.188	3.326	97.34	09:11:34.414
7 -	1:13.227	3.365	97.29	09:12:47.641
8 -	1:12.185	2.323	98.69	09:13:59.826
9 -	1:11.378	1.516	99.81	09:15:11.204
10 -	1:12.615	2.753	98.11	09:16:23.819
11 -	1:11.331	1.469	99.88	09:17:35.150
12 -	1:10.061	0.199	101.69	09:18:45.211
13 -	1:10.507	0.645	101.04	09:19:55.718
14 -	1:10.048 (3)	0.186	101.71	09:21:05.766
15 -	1:10.282	0.420	101.37	09:22:16.048
16 -	1:09.862 (1)		101.98	09:23:25.910
17 -	1:09.922 (2)	0.060	101.89	09:24:35.832

P19 35 Grant DALTON

LAP	LAP TIME	DIFF	MPH	TIME OF DAY
1 -				09:04:34.768
2 -	1:37.598	23.260	72.99	09:06:12.366
3 -	1:27.290	12.952	81.62	09:07:39.656
4 -	1:25.239 P	10.901	83.58	09:09:04.895
5 -	2:09.063	54.725	55.20	09:11:13.958

Donington Park National
Circuit Length = 1.9790 miles
Start: 09:03 Flag 09:23 End: 09:25

Weather / Track : Cloudy / Dry

MSVR Club Car Championships - Donington Park National - 6th/7th April 2019

Radical Challenge Championship

QUALIFYING - RACE 1 - LAP ANALYSIS

DIFF = Difference To Personal Best Lap

6 -	1:17.689	3.351	91.70	09:12:31.647
7 -	1:17.596	3.258	91.81	09:13:49.243
8 -	1:17.373	3.035	92.08	09:15:06.616
9 -	1:17.338	3.000	92.12	09:16:23.954
10 -	1:16.581	2.243	93.03	09:17:40.535
11 -	1:15.206	0.868	94.73	09:18:55.741
12 -	1:15.533	1.195	94.32	09:20:11.274
13 -	1:15.087 (3)	0.749	94.88	09:21:26.361
14 -	1:15.139	0.801	94.81	09:22:41.500
15 -	1:14.492 (2)	0.154	95.64	09:23:55.992
16 -	1:14.338 (1)		95.84	09:25:10.330

MSVR Club Car Championships - Donington Park National - 6th/7th April 2019

Radical Challenge Championship

QUALIFYING - RACE 1 - STATISTICS

Competitors Started 19
Planned Start 2019-04-06 @ 09:05:00.000
Actual Start 2019-04-06 @ 09:03:56.840
Finish Time 2019-04-06 @ 09:23:58.003
Track Length 1.9790mi.
Total Laps 326
Total Distance Covered 645.1759mi.

Session Fastest Lap History

NO	NAME	LAP TIME	TIME OF DAY	LAP	VEHICLE
4	Dominik JACKSON	1:23.240	09:05:45.323	2	SR3 RSX
11	Jac CONSTABLE	1:22.932	09:05:52.434	2	SR3 RSX
4	Dominik JACKSON	1:11.592	09:06:56.918	3	SR3 RSX
4	Dominik JACKSON	1:08.949	09:08:05.865	4	SR3 RSX
4	Dominik JACKSON	1:08.469	09:09:14.334	5	SR3 RSX
5	Jerome DE SADELEER	1:07.930	09:11:42.713	7	SR3 RSX
5	Jerome DE SADELEER	1:06.777	09:12:49.490	8	SR3 RSX
5	Jerome DE SADELEER	1:06.382	09:16:12.281	11	SR3 RSX
5	Jerome DE SADELEER	1:06.105	09:17:18.386	12	SR3 RSX
5	Jerome DE SADELEER	1:05.609	09:21:46.254	16	SR3 RSX

Flag History

TYPE	TIME OF DAY
GREEN	09:03:56.840
FINISH	09:23:58.003

Flag Statistics

TYPE	COUNT	TOTAL LAPS	TOTAL TIME
Green	1	18	20:01.163
Red	0	0	0.000
Safety Car	0	0	0.000
FCY	0	0	0.000

Weather / Track : Cloudy / Dry

These results are provisional until the conclusion of any judicial and technical matters.


Donington Park National
Circuit Length = 1.9790 miles
Start: 09:03 Flag 09:23 End: 09:25

Clerk Of Course :	Timekeeper :
-------------------	--------------

MSVR Club Car Championships - Donington Park National - 6th/7th April 2019

Radical Challenge Championship

RACE 1 - GRID (50 minutes)

ROW 10	19	1:14.338 35 Grant DALTON		
ROW 9	17	1:09.323 6 Barry LIVERSIDGE	18	1:09.862 73 John HINDHAUGH
ROW 8	15	1:08.678 94 Oli MARATEOTTO JR	16	1:09.145 10 John CAUDWELL
ROW 7	13	1:08.529 80 Peter TYLER	14	1:08.553 24 Peter BROOKES
ROW 6	11	1:08.046 8 Spencer BOURNE	12	1:08.081 28 Elliot GOODMAN
ROW 5	9	1:07.755 29 Marcello MARATEOTTO	10	1:07.841 31 Rod GOODMAN
ROW 4	7	1:07.307 11 Jac CONSTABLE	8	1:07.748 66 Brian CAUDWELL
ROW 3	5	1:07.172 57 Brian MURPHY	6	1:07.288 23 Jason RISHOVER
ROW 2	3	1:06.329 52 Mark RICHARDS	4	1:07.056 14 John MACLEOD
ROW 1	1	1:05.609 5 Jerome DE SADELEER	2	1:06.101 4 Dominik JACKSON
Pole				
				

Donington Park National
Circuit Length = 1.9790 miles


These results are provisional until the conclusion of any judicial and technical matters.

Clerk Of Course :		Timekeeper :	
-------------------	--	--------------	--

MSVR Club Car Championships - Donington Park National - 6th/7th April 2019

Radical Challenge Championship

RACE 3 - GRID (20 minutes)

ROW 10	19	1:14.492	35	Grant DALTON						
ROW 9	17	1:09.730	6	Barry LIVERSIDGE	18	1:09.922	73	John HINDHAUGH		
ROW 8			15	1:08.966	80	Peter TYLER	16	1:09.494	10	John CAUDWELL
ROW 7	13	1:08.703	66	Brian CAUDWELL	14	1:08.718	94	Oli MARATEOTTO JR		
ROW 6			11	1:08.411	28	Elliot GOODMAN	12	1:08.608	24	Peter BROOKES
ROW 5	9	1:08.064	31	Rod GOODMAN	10	1:08.182	8	Spencer BOURNE		
ROW 4			7	1:07.463	57	Brian MURPHY	8	1:07.806	29	Marcello MARATEOTTO
ROW 3	5	1:07.384	23	Jason RISHOVER	6	1:07.419	11	Jac CONSTABLE		
ROW 2			3	1:06.452	52	Mark RICHARDS	4	1:07.210	14	John MACLEOD
ROW 1	1	1:06.105	5	Jerome DE SADELEER	2	1:06.429	4	Dominik JACKSON		
Pole										
										

Donington Park National
Circuit Length = 1.9790 miles

These results are provisional until the conclusion of any judicial and technical matters.

Clerk Of Course :		Timekeeper :	
-------------------	--	--------------	--

MSVR Club Car Championships - Donington Park National - 6th/7th April 2019

Radical Challenge Championship

RACE 1 - CLASSIFICATION

POS	NO	NAME	ENTRY	LAPS	TIME	GAP	DIFF	MPH	BEST	ON
1	4	Dominik JACKSON	SR3 RSX	38	50:52.913			88.63	1:06.243	38
2	5	Jerome DE SADELEER	SR3 RSX	38	51:01.299	8.386	8.386	88.39	1:06.515	34
3	52	Mark RICHARDS	SR3 RSX	38	51:07.870	14.957	6.571	88.20	1:06.941	24
4	11	Jac CONSTABLE	SR3 RSX	38	51:21.513	28.600	13.643	87.81	1:07.624	38
5	57	Brian MURPHY	SR3 RSX	38	51:24.516	31.603	3.003	87.72	1:07.619	27
6	8	Spencer BOURNE	SR3 RSX	38	51:31.642	38.729	7.126	87.52	1:08.061	29
7	14	John MACLEOD	SR3 RSX	38	51:32.945	40.032	1.303	87.48	1:07.487	28
8	28	Elliot GOODMAN	SR3 RSX	38	51:33.493	40.580	0.548	87.47	1:07.580	27
9	66	Brian CAUDWELL	SR3 RSX	38	52:12.353	1:19.440	38.860	86.38	1:08.323	13
10	73	John HINDHAUGH	SR3 RSX	36	51:02.185	2 Laps	2 Laps	83.71	1:08.948	31
11	35	Grant DALTON	SR3 RSX	36	51:43.809	2 Laps	41.624	82.59	1:12.176	32
12	24	Peter BROOKES	SR3 RSX	34	47:35.553	4 Laps	2 Laps	84.78	1:09.016	33
13	23	Jason RISHOVER	SR3 RSX	34	47:47.666	4 Laps	12.113	84.42	1:07.596	28

NOT CLASSIFIED

NC	80	Peter TYLER	SR3 RSX	22	33:42.010	16 Laps	12 Laps	77.45	1:09.435	13
NC	6	Barry LIVERSIDGE	SR3 RSX	13	19:52.441	25 Laps	9 Laps	77.55	1:10.841	12
NC	10	John CAUDWELL	SR3 RSX	9	15:03.962	29 Laps	4 Laps	70.78	1:10.645	9
NC	29	Marcello MARATEOTTO	SR3 RSX	8	14:01.296	30 Laps	1 Lap	67.58	1:39.907	7
NC	31	Rod GOODMAN	SR3 RSX	1	6:10.593	37 Laps	7 Laps	18.85		
NC	94	Oli MARATEOTTO JR	SR3 RSX	0						

FASTEST LAP

4	Dominik JACKSON	SR3 RSX	38	1:06.243	107.55 mph	173.08 kph
---	-----------------	---------	----	----------	------------	------------

Weather / Track : Bright / Dry

These results are provisional until the conclusion of any judicial and technical matters.

Donington Park National
Circuit Length = 1.9790 miles
Start: 11:08 Flag 11:59 End: 12:01

Clerk Of Course :

Timekeeper :

MSVR Club Car Championships - Donington Park National - 6th/7th April 2019

Radical Challenge Championship

RACE 1 - LAP CHART

LAP 1 @ 11:10:11.062			LAP 2 @ 11:12:11.048			LAP 3 @ 11:14:09.128			LAP 4 @ 11:16:05.033			LAP 5 @ 11:18:00.618		
NO	BEHIND	LAP TIME	NO	BEHIND	LAP TIME	NO	BEHIND	LAP TIME	NO	BEHIND	LAP TIME	NO	BEHIND	LAP TIME
4		1:13.621	4		1:59.986	4		1:58.080	4		1:55.905	4		1:55.585
5	0.426	1:14.047	5	1.058	2:00.618	5	1.114	1:58.136	5	0.588	1:55.379	5	0.451	1:55.448
52	0.635	1:14.256	52	3.218	2:02.569	52	1.991	1:56.853	52	1.388	1:55.302	52	1.768	1:55.965
66	2.123	1:15.744	66	4.027	2:01.890	66	3.167	1:57.220	66	2.155	1:54.893	66	2.322	1:55.752
29	2.850	1:16.471	29	6.158	2:03.294	29	4.282	1:56.204	29	3.088	1:54.711	29	2.742	1:55.239
11	4.538	1:18.159	11	6.883	2:02.331	11	5.226	1:56.423	11	3.743	1:54.422	11	3.637	1:55.479
23	5.468	1:19.089	57	7.927	2:02.427	57	6.670	1:56.823	57	5.068	1:54.303	57	4.158	1:54.675
57	5.486	1:19.107	8	9.094	2:02.281	8	7.343	1:56.329	8	5.860	1:54.422	8	4.731	1:54.456
8	6.799	1:20.420	23	10.227	2:04.745 P	28	8.670	1:55.819	28	6.826	1:54.061	28	5.247	1:54.006
28	7.666	1:21.287	80	10.931	2:03.251	80	9.834	1:55.924	80	8.068	1:54.139	80	6.129	1:53.646
80	8.063	1:21.684	80	11.990	2:03.913	24	10.512	1:56.053	24	8.596	1:53.989	24	6.529	1:53.518
24	9.439	1:23.060	24	12.539	2:03.086	10	12.211	1:54.684	10	9.361	1:53.055	10	7.207	1:53.431
10	9.867	1:23.488	10	15.607	2:05.726	6	12.787	1:54.520	6	10.109	1:53.227	6	7.798	1:53.274
6	10.765	1:24.386	6	16.347	2:05.568	35	13.801	1:54.489	35	10.997	1:53.101	35	8.723	1:53.311
35	12.600	1:26.221	35	17.392	2:04.778	73	14.817	1:54.535	73	11.446	1:52.534	73	9.514	1:53.653
73	13.204	1:26.825	73	18.362	2:05.144	14	16.500	1:54.831	14	12.132	1:51.537	14	10.106	1:53.559
14	18.416	1:32.037	14	19.749	2:01.319	23	52.722	2:40.575	23	12.707	1:15.890	23	10.548	1:53.426
						31	2 Laps	6:10.593 P						

MSVR Club Car Championships - Donington Park National - 6th/7th April 2019

Radical Challenge Championship

RACE 1 - LAP CHART

LAP 6 @ 11:19:51.390			LAP 7 @ 11:21:32.396			LAP 8 @ 11:22:40.275			LAP 9 @ 11:23:47.743			LAP 10 @ 11:24:54.834		
NO	BEHIND	LAP TIME	NO	BEHIND	LAP TIME	NO	BEHIND	LAP TIME	NO	BEHIND	LAP TIME	NO	BEHIND	LAP TIME
4		1:50.772	4		1:41.006	4		1:07.879	4		1:07.468	4		1:07.091
5	0.566	1:50.887	52	0.920	1:40.266	52	1.866	1:08.825	52	1.754	1:07.356	52	2.037	1:07.374
52	1.660	1:50.664	5	1.364	1:41.804	66	4.785	1:11.236	66	6.792	1:09.475	5	8.695	1:08.128
66	2.415	1:50.865	66	1.428	1:40.019	11	5.027	1:09.967	5	7.658	1:09.727	66	9.583	1:09.882
29	3.684	1:51.714	29	2.585	1:39.907	5	5.399	1:11.914	11	7.876	1:10.317	11	9.735	1:08.950
11	4.247	1:51.382	11	2.939	1:39.698	57	6.723	1:11.035	57	8.707	1:09.452	57	10.605	1:08.989
57	5.179	1:51.793	57	3.567	1:39.394	8	7.471	1:11.012	8	9.776	1:09.773	8	12.308	1:09.623
8	5.656	1:51.697	8	4.338	1:39.688	28	8.528	1:11.689	28	10.456	1:09.396	28	12.497	1:09.132
28	6.687	1:52.212	28	4.718	1:39.037	80	9.643	1:12.245	80	12.220	1:10.045	80	15.205	1:10.076
80	7.638	1:52.281	80	5.277	1:38.645	24	9.991	1:11.667	24	13.058	1:10.535	24	15.494	1:09.527
24	8.064	1:52.307	24	6.203	1:39.145	10	10.483	1:11.888	10	13.660	1:10.645	14	17.127	1:09.368
10	8.820	1:52.385	10	6.474	1:38.660	6	11.866	1:12.538	14	14.850	1:10.112	23	18.057	1:09.715
6	9.616	1:52.590	6	7.207	1:38.597	14	12.206	1:11.660	23	15.433	1:10.574	6	21.959	1:11.934
35	10.308	1:52.357	35	7.799	1:38.497	23	12.327	1:11.442	6	17.116	1:12.718	73	29.369	1:13.127
73	10.744	1:52.002	73	8.217	1:38.479	35	15.294	1:15.374	73	23.333	1:14.713	35	31.317	1:14.872
14	11.427	1:52.093	14	8.425	1:38.004	73	16.088	1:15.750	35	23.536	1:15.710			
23	11.868	1:52.092	23	8.764	1:37.902	29	18.462	1:23.756 P						

Weather / Track : Bright / Dry

Results can be found at www.tsl-timing.com

Page 2 of 8

Donington Park National
 Circuit Length = 1.9790 miles
 Start: 11:08 Flag 11:59 End: 12:01

Printed - 12:32 Saturday, 06 April 2019

MSVR Club Car Championships - Donington Park National - 6th/7th April 2019

Radical Challenge Championship

RACE 1 - LAP CHART

LAP 11 @ 11:26:01.940			LAP 12 @ 11:27:08.789			LAP 13 @ 11:28:15.490			LAP 14 @ 11:29:22.242			LAP 15 @ 11:30:32.976		
NO	BEHIND	LAP TIME	NO	BEHIND	LAP TIME	NO	BEHIND	LAP TIME	NO	BEHIND	LAP TIME	NO	BEHIND	LAP TIME
4		1:07.106	4		1:06.849	4		1:06.701	4		1:06.752	4		1:10.734 P
52	2.759	1:07.828	52	3.430	1:07.520	52	4.138	1:07.409	52	5.677	1:08.291	52	5.421	1:10.478
5	8.802	1:07.213	5	9.151	1:07.198	5	9.461	1:07.011	5	9.874	1:07.165	5	13.986	1:14.846
66	11.536	1:09.059	11	13.431	1:08.620	11	15.185	1:08.455	11	16.890	1:08.457	11	19.048	1:12.892 P
11	11.660	1:09.031	66	14.582	1:09.895	66	16.204	1:08.323	57	19.543	1:09.490	57	23.254	1:14.445 P
57	12.328	1:08.829	57	15.031	1:09.552	57	16.805	1:08.475	66	21.642	1:12.190	66	32.727	1:21.819 P
8	14.245	1:09.043	8	16.555	1:09.159	8	18.823	1:08.969	8	23.310	1:11.239	8	33.499	1:20.923 P
28	14.700	1:09.309	28	16.851	1:09.000	28	19.007	1:08.857	28	25.028	1:12.773	28	34.570	1:20.276 P
80	17.865	1:09.766	80	20.856	1:09.840	80	23.590	1:09.435	80	30.629	1:13.791	80	36.067	1:16.172 P
24	18.247	1:09.859	24	21.359	1:09.961	14	24.051	1:08.994	14	30.769	1:13.470	14	36.815	1:16.780 P
14	18.868	1:08.847	14	21.758	1:09.739	23	24.792	1:09.563	23	32.002	1:13.962	23	38.318	1:17.050 P
23	19.636	1:08.685	23	21.930	1:09.143	24	25.393	1:10.735	24	33.216	1:14.575	24	40.055	1:17.573 P
6	25.840	1:10.987	6	29.832	1:10.841	6	34.392	1:11.261	35	1:06.434	1:18.396	35	1:28.027	1:32.327 P
73	34.291	1:12.028	73	40.372	1:12.930	73	44.732	1:11.061	73	1:09.345	1:31.365 P			
35	39.012	1:14.801	35	47.198	1:15.035	35	54.790	1:14.293						

Weather / Track : Bright / Dry

Results can be found at www.tsl-timing.com

Page 3 of 8

Donington Park National
Circuit Length = 1.9790 miles
Start: 11:08 Flag 11:59 End: 12:01

Printed - 12:32 Saturday, 06 April 2019

MSVR Club Car Championships - Donington Park National - 6th/7th April 2019

Radical Challenge Championship

RACE 1 - LAP CHART

LAP 16 @ 11:32:01.816			LAP 17 @ 11:34:15.315			LAP 18 @ 11:36:22.527			LAP 19 @ 11:38:40.951			LAP 20 @ 11:39:48.288		
NO	BEHIND	LAP TIME	NO	BEHIND	LAP TIME	NO	BEHIND	LAP TIME	NO	BEHIND	LAP TIME	NO	BEHIND	LAP TIME
52		1:23.419 P	4		1:31.567	4		2:07.212	4		2:18.424	4		1:07.337
5	0.468	1:15.322 P	73	1 Lap	1:21.035	73	1 Lap	2:07.260	73	1 Lap	2:19.329	52	2.006	1:07.757
4	41.932	2:10.772	52	1.475	2:14.974	52	1.523	2:07.260	52	1.586	2:18.487	5	2.645	1:08.319
73	1 Lap	2:23.210	5	2.081	2:15.112	5	1.979	2:07.110	5	1.663	2:18.108	11	5.037	1:09.270
11	2:07.153	3:16.945	35	1 Lap	2:31.693	35	1 Lap	1:52.797	35	1 Lap	2:18.438	57	6.193	1:10.191
57	2:07.814	3:13.400	11	1:55.183	2:01.529	11	59.460	1:11.489	11	3.104	1:22.068	73	1 Lap	1:13.514
8	2:08.544	3:03.885	57	1:55.549	2:01.234	57	1:00.533	1:12.196	57	3.339	1:21.230	8	8.633	1:12.193
66	2:09.253	3:05.366	8	1:56.266	2:01.221	8	1:01.159	1:12.105	8	3.777	1:21.042	66	10.004	1:11.505
80	2:10.257	3:03.030	66	1:57.030	2:01.276	66	1:04.653	1:14.835	66	5.836	1:19.607	35	1 Lap	1:14.999
28	2:11.036	3:05.306	80	1:57.742	2:00.984	80	1:05.170	1:14.640	80	6.235	1:19.489	14	10.741	1:11.348
14	2:11.758	3:03.783	28	1:58.368	2:00.831	28	1:05.848	1:14.692	28	6.389	1:18.965	23	11.030	1:11.231
23	2:12.218	3:02.740	14	1:58.622	2:00.363	14	1:06.105	1:14.695	14	6.730	1:19.049	28	11.688	1:12.636
24	2:12.711	3:01.496	23	1:59.086	2:00.367	23	1:06.440	1:14.566	23	7.136	1:19.120	24	12.031	1:11.502
			24	1:59.574	2:00.362	24	1:07.759	1:15.397	24	7.866	1:18.531	80	12.369	1:13.471

Weather / Track : Bright / Dry

Results can be found at www.tsl-timing.com

Page 4 of 8

Donington Park National
 Circuit Length = 1.9790 miles
 Start: 11:08 Flag 11:59 End: 12:01

Printed - 12:32 Saturday, 06 April 2019

MSVR Club Car Championships - Donington Park National - 6th/7th April 2019

Radical Challenge Championship

RACE 1 - LAP CHART

LAP 21 @ 11:40:54.932			LAP 22 @ 11:42:01.571			LAP 23 @ 11:43:08.141			LAP 24 @ 11:44:14.699			LAP 25 @ 11:45:21.305		
NO	BEHIND	LAP TIME	NO	BEHIND	LAP TIME	NO	BEHIND	LAP TIME	NO	BEHIND	LAP TIME	NO	BEHIND	LAP TIME
4		1:06.644	4		1:06.639	4		1:06.570	4		1:06.558	4		1:06.606
52	2.407	1:07.045	52	3.108	1:07.340	52	3.910	1:07.372	52	4.293	1:06.941	52	4.703	1:07.016
5	2.788	1:06.787	5	3.426	1:07.277	5	4.305	1:07.449	5	4.626	1:06.879	5	5.394	1:07.374
11	6.617	1:08.224	11	7.780	1:07.802	11	9.259	1:08.049	11	10.577	1:07.876	11	11.959	1:07.988
57	7.953	1:08.404	57	9.249	1:07.935	57	10.504	1:07.825	57	12.156	1:08.210	57	13.860	1:08.310
73	1 Lap	1:10.434	8	13.569	1:08.518	8	15.431	1:08.432	8	17.328	1:08.455	8	19.350	1:08.628
8	11.690	1:09.701	73	1 Lap	1:10.328	14	18.459	1:08.915	14	20.162	1:08.261	14	21.412	1:07.856
66	12.908	1:09.548	14	16.114	1:09.346	23	18.905	1:08.928	23	20.942	1:08.595	23	22.134	1:07.798
14	13.407	1:09.310	23	16.547	1:08.349	73	1 Lap	1:12.536	28	22.614	1:08.052	28	23.790	1:07.782
23	14.837	1:10.451	66	17.717	1:11.448	28	21.120	1:09.475	73	1 Lap	1:11.078	73	1 Lap	1:09.583
28	15.738	1:10.694	28	18.215	1:09.116	66	21.754	1:10.607	66	26.266	1:11.070	66	29.415	1:09.755
24	17.638	1:12.251	24	20.549	1:09.550	24	23.689	1:09.710	24	26.619	1:09.488	24	29.847	1:09.834
35	1 Lap	1:14.896	35	1 Lap	1:13.699	35	1 Lap	1:13.387	35	1 Lap	1:12.914	35	1 Lap	1:13.083
80	20.846	1:15.121	80	37.880	1:23.673 P									

Weather / Track : Bright / Dry

Donington Park National
 Circuit Length = 1.9790 miles
 Start: 11:08 Flag 11:59 End: 12:01

MSVR Club Car Championships - Donington Park National - 6th/7th April 2019

Radical Challenge Championship

RACE 1 - LAP CHART

LAP 26 @ 11:46:28.136			LAP 27 @ 11:47:35.286			LAP 28 @ 11:48:41.965			LAP 29 @ 11:49:48.732			LAP 30 @ 11:50:56.532		
NO	BEHIND	LAP TIME	NO	BEHIND	LAP TIME	NO	BEHIND	LAP TIME	NO	BEHIND	LAP TIME	NO	BEHIND	LAP TIME
4		1:06.831	4		1:07.150	4		1:06.679	4		1:06.767	4		1:07.800
52	4.956	1:07.084	5	5.637	1:07.403	5	6.299	1:07.341	5	6.132	1:06.600	35	2 Laps	1:12.596
5	5.384	1:06.821	52	6.149	1:08.343	52	7.127	1:07.657	52	7.690	1:07.330	5	5.207	1:06.875
11	13.446	1:08.318	11	14.764	1:08.468	11	16.044	1:07.959	11	17.247	1:07.970	52	7.665	1:07.775
57	15.476	1:08.447	57	15.945	1:07.619	57	17.247	1:07.981	57	20.077	1:09.597	11	17.702	1:08.255
8	20.911	1:08.392	8	21.959	1:08.198	8	23.424	1:08.144	8	24.718	1:08.061	57	20.549	1:08.272
14	22.948	1:08.367	14	23.958	1:08.160	14	24.766	1:07.487	14	25.671	1:07.672	8	25.184	1:08.266
23	23.499	1:08.196	23	24.381	1:08.032	23	25.298	1:07.596	23	26.243	1:07.712	14	25.888	1:08.017
28	24.868	1:07.909	28	25.298	1:07.580	28	26.642	1:08.023	28	28.099	1:08.224	23	26.334	1:07.891
73	1 Lap	1:10.074	66	35.970	1:10.476	66	38.792	1:09.501	66	42.348	1:10.323	28	28.342	1:08.043
66	32.644	1:10.060	73	1 Lap	1:11.860	24	39.892	1:09.977	24	42.737	1:09.612	66	44.355	1:09.807
24	33.322	1:10.306	24	36.594	1:10.422	73	1 Lap	1:12.512	73	1 Lap	1:10.144	24	44.529	1:09.592
35	1 Lap	1:12.855	35	1 Lap	1:12.478	35	1 Lap	1:12.826				73	1 Lap	1:09.184

Weather / Track : Bright / Dry

Results can be found at www.tsl-timing.com

Page 6 of 8

Donington Park National
Circuit Length = 1.9790 miles
Start: 11:08 Flag 11:59 End: 12:01

Printed - 12:32 Saturday, 06 April 2019

MSVR Club Car Championships - Donington Park National - 6th/7th April 2019

Radical Challenge Championship

RACE 1 - LAP CHART

LAP 31 @ 11:52:03.294			LAP 32 @ 11:53:09.823			LAP 33 @ 11:54:16.406			LAP 34 @ 11:55:23.445			LAP 35 @ 11:56:30.296		
NO	BEHIND	LAP TIME	NO	BEHIND	LAP TIME	NO	BEHIND	LAP TIME	NO	BEHIND	LAP TIME	NO	BEHIND	LAP TIME
4		1:06.762	4		1:06.529	4		1:06.583	4		1:07.039	4		1:06.851
5	6.167	1:07.722	5	6.508	1:06.870	5	6.702	1:06.777	5	6.178	1:06.515	24	1 Lap	1:23.551 P
35	2 Laps	1:12.925	52	9.656	1:07.728	52	10.312	1:07.239	52	10.761	1:07.488	5	6.445	1:07.118
52	8.457	1:07.554	35	2 Laps	1:12.877	35	2 Laps	1:12.902	11	23.462	1:08.667	52	12.037	1:08.127
11	18.974	1:08.034	11	20.563	1:08.118	11	21.834	1:07.854	35	2 Laps	1:12.176	23	1 Lap	1:45.688 P
57	22.051	1:08.264	57	23.475	1:07.953	57	24.630	1:07.738	57	25.653	1:08.062	11	24.712	1:08.101
8	26.533	1:08.111	8	28.111	1:08.107	8	29.783	1:08.255	8	31.118	1:08.374	57	27.646	1:08.844
14	27.280	1:08.154	14	28.958	1:08.207	14	30.461	1:08.086	14	31.734	1:08.312	35	2 Laps	1:14.054
23	27.469	1:07.897	23	29.470	1:08.530	28	31.982	1:08.082	28	33.386	1:08.443	8	32.497	1:08.230
28	29.329	1:07.749	28	30.483	1:07.683	23	43.013	1:20.126	66	56.662	1:11.077	14	33.535	1:08.652
66	47.523	1:09.930	66	50.129	1:09.135	66	52.624	1:09.078	73	1 Lap	1:12.857	28	34.579	1:08.044
24	47.757	1:09.990	24	50.604	1:09.376	24	53.037	1:09.016				66	59.377	1:09.566
73	1 Lap	1:09.830	73	1 Lap	1:08.948	73	1 Lap	1:09.725				73	1 Lap	1:11.629

Weather / Track : Bright / Dry

Donington Park National
 Circuit Length = 1.9790 miles
 Start: 11:08 Flag 11:59 End: 12:01

MSVR Club Car Championships - Donington Park National - 6th/7th April 2019

Radical Challenge Championship

RACE 1 - LAP CHART

LAP 36 @ 11:57:36.805			LAP 37 @ 11:58:44.111			LAP 38 @ 11:59:50.354		
NO	BEHIND	LAP TIME	NO	BEHIND	LAP TIME	NO	BEHIND	LAP TIME
4		1:06.509	4		1:07.306	4		1:06.243
5	7.191	1:07.255	73	2 Laps	1:10.651	5	8.386	1:07.861
52	13.172	1:07.644	5	6.768	1:06.883	73	2 Laps	1:12.318
11	26.341	1:08.138	52	13.444	1:07.578	52	14.957	1:07.756
57	29.219	1:08.082	11	27.219	1:08.184	11	28.600	1:07.624
8	34.522	1:08.534	57	29.799	1:07.886	57	31.603	1:08.047
14	36.968	1:09.942	8	35.881	1:08.665	8	38.729	1:09.091
28	37.256	1:09.186	14	38.047	1:08.385	14	40.032	1:08.228
35	2 Laps	1:13.914	28	38.319	1:08.369	28	40.580	1:08.504
66	1:02.805	1:09.937	35	2 Laps	1:12.517	35	2 Laps	1:12.221
			66	1:05.528	1:10.029	66	1:19.440	1:20.155

MSVR Club Car Championships - Donington Park National - 6th/7th April 2019

Radical Challenge Championship

RACE 1 - LAP ANALYSIS

DIFF = Difference To Personal Best Lap

P1 4 Dominik JACKSON				
LAP	LAP TIME	DIFF	MPH	TIME OF DAY
1 -	1:13.621	7.378	96.77	11:10:11.062
2 -	1:59.986	53.743	59.37	11:12:11.048
3 -	1:58.080	51.837	60.33	11:14:09.128
4 -	1:55.905	49.662	61.46	11:16:05.033
5 -	1:55.585	49.342	61.63	11:18:00.618
6 -	1:50.772	44.529	64.31	11:19:51.390
7 -	1:41.006	34.763	70.53	11:21:32.396
8 -	1:07.879	1.636	104.96	11:22:40.275
9 -	1:07.468	1.225	105.60	11:23:47.743
10 -	1:07.091	0.848	106.19	11:24:54.834
11 -	1:07.106	0.863	106.16	11:26:01.940
12 -	1:06.849	0.606	106.57	11:27:08.789
13 -	1:06.701	0.458	106.81	11:28:15.490
14 -	1:06.752	0.509	106.73	11:29:22.242
15 -	1:10.734	4.491	100.72	11:30:32.976
16 -	2:10.772	1:04.529	54.48	11:32:43.748
17 -	1:31.567	25.324	77.80	11:34:15.315
18 -	2:07.212	1:00.969	56.00	11:36:22.527
19 -	2:18.424	1:12.181	51.46	11:38:40.951
20 -	1:07.337	1.094	105.80	11:39:48.288
21 -	1:06.644	0.401	106.90	11:40:54.932
22 -	1:06.639	0.396	106.91	11:42:01.571
23 -	1:06.570	0.327	107.02	11:43:08.141
24 -	1:06.558	0.315	107.04	11:44:14.699
25 -	1:06.606	0.363	106.96	11:45:21.305
26 -	1:06.831	0.588	106.60	11:46:28.136
27 -	1:07.150	0.907	106.10	11:47:35.286
28 -	1:06.679	0.436	106.84	11:48:41.965
29 -	1:06.767	0.524	106.70	11:49:48.732
30 -	1:07.800	1.557	105.08	11:50:56.532
31 -	1:06.762	0.519	106.71	11:52:03.294
32 -	1:06.529	0.286	107.09	11:53:09.823
33 -	1:06.583	0.340	107.00	11:54:16.406
34 -	1:07.039	0.796	106.27	11:55:23.445
35 -	1:06.851	0.608	106.57	11:56:30.296
36 -	1:06.509	0.266	107.12	11:57:36.805
37 -	1:07.306	1.063	105.85	11:58:44.111
38 -	1:06.243	(1)	107.55	11:59:50.354

P2 5 Jerome DE SADELEER				
LAP	LAP TIME	DIFF	MPH	TIME OF DAY
1 -	1:14.047	7.532	96.21	11:10:11.488
2 -	2:00.618	54.103	59.06	11:12:12.106
3 -	1:58.136	51.621	60.30	11:14:10.242
4 -	1:55.379	48.864	61.74	11:16:05.621
5 -	1:55.448	48.933	61.71	11:18:01.069
6 -	1:50.887	44.372	64.25	11:19:51.956
7 -	1:41.804	35.289	69.98	11:21:33.760
8 -	1:11.914	5.399	99.07	11:22:45.674
9 -	1:09.727	3.212	102.17	11:23:55.401
10 -	1:08.128	1.613	104.57	11:25:03.529
11 -	1:07.213	0.698	106.00	11:26:10.742
12 -	1:07.198	0.683	106.02	11:27:17.940
13 -	1:07.011	0.496	106.32	11:28:24.951
14 -	1:07.165	0.650	106.07	11:29:32.116
15 -	1:14.846	8.331	95.19	11:30:46.962
16 -	1:15.322	8.807	94.58	11:32:02.284
17 -	2:15.112	1:08.597	52.73	11:34:17.396
18 -	2:07.110	1:00.595	56.05	11:36:24.506
19 -	2:18.108	1:11.593	51.58	11:38:42.614
20 -	1:08.319	1.804	104.28	11:39:50.933

DIFF = Difference To Personal Best Lap

21 -	1:06.787	0.272	106.67	11:40:57.720	
22 -	1:07.277	0.762	105.90	11:42:04.997	
23 -	1:07.449	0.934	105.63	11:43:12.446	
24 -	1:06.879	0.364	106.53	11:44:19.325	
25 -	1:07.374	0.859	105.74	11:45:26.699	
26 -	1:06.821	0.306	106.62	11:46:33.520	
27 -	1:07.403	0.888	105.70	11:47:40.923	
28 -	1:07.341	0.826	105.79	11:48:48.264	
29 -	1:06.600	(2)	0.085	106.97	11:49:54.864
30 -	1:06.875	0.360	106.53	11:51:01.739	
31 -	1:07.722	1.207	105.20	11:52:09.461	
32 -	1:06.870	0.355	106.54	11:53:16.331	
33 -	1:06.777	(3)	0.262	106.69	11:54:23.108
34 -	1:06.515	(1)	107.11	11:55:29.623	
35 -	1:07.118	0.603	106.15	11:56:36.741	
36 -	1:07.255	0.740	105.93	11:57:43.996	
37 -	1:06.883	0.368	106.52	11:58:50.879	
38 -	1:07.861	1.346	104.98	11:59:58.740	

P3 52 Mark RICHARDS					
LAP	LAP TIME	DIFF	MPH	TIME OF DAY	
1 -	1:14.256	7.315	95.94	11:10:11.697	
2 -	2:02.569	55.628	58.12	11:12:14.266	
3 -	1:56.853	49.912	60.97	11:14:11.119	
4 -	1:55.302	48.361	61.79	11:16:06.421	
5 -	1:55.965	49.024	61.43	11:18:02.386	
6 -	1:50.664	43.723	64.38	11:19:53.050	
7 -	1:40.266	33.325	71.05	11:21:33.316	
8 -	1:08.825	1.884	103.51	11:22:42.141	
9 -	1:07.356	0.415	105.77	11:23:49.497	
10 -	1:07.374	0.433	105.74	11:24:56.871	
11 -	1:07.828	0.887	105.03	11:26:04.699	
12 -	1:07.520	0.579	105.51	11:27:12.219	
13 -	1:07.409	0.468	105.69	11:28:19.628	
14 -	1:08.291	1.350	104.32	11:29:27.919	
15 -	1:10.478	3.537	101.09	11:30:38.397	
16 -	1:23.419	P	16.478	85.40	11:32:01.816
17 -	2:14.974	1:08.033	52.78	11:34:16.790	
18 -	2:07.260	1:00.319	55.98	11:36:24.050	
19 -	2:18.487	1:11.546	51.44	11:38:42.537	
20 -	1:07.757	0.816	105.14	11:39:50.294	
21 -	1:07.045	(3)	0.104	106.26	11:40:57.339
22 -	1:07.340	0.399	105.80	11:42:04.679	
23 -	1:07.372	0.431	105.75	11:43:12.051	
24 -	1:06.941	(1)	106.43	11:44:18.992	
25 -	1:07.016	(2)	0.075	106.31	11:45:26.008
26 -	1:07.084	0.143	106.20	11:46:33.092	
27 -	1:08.343	1.402	104.24	11:47:41.435	
28 -	1:07.657	0.716	105.30	11:48:49.092	
29 -	1:07.330	0.389	105.81	11:49:56.422	
30 -	1:07.775	0.834	105.12	11:51:04.197	
31 -	1:07.554	0.613	105.46	11:52:11.751	
32 -	1:07.728	0.787	105.19	11:53:19.479	
33 -	1:07.239	0.298	105.95	11:54:26.718	
34 -	1:07.488	0.547	105.56	11:55:34.206	
35 -	1:08.127	1.186	104.57	11:56:42.333	
36 -	1:07.644	0.703	105.32	11:57:49.977	
37 -	1:07.578	0.637	105.42	11:58:57.555	
38 -	1:07.756	0.815	105.15	12:00:05.311	

P4 11 Jac CONSTABLE				
LAP	LAP TIME	DIFF	MPH	TIME OF DAY
1 -	1:18.159	10.535	91.15	11:10:15.600

Weather / Track : Bright / Dry

Donington Park National
Circuit Length = 1.9790 miles
Start: 11:08 Flag 11:59 End: 12:01

MSVR Club Car Championships - Donington Park National - 6th/7th April 2019

Radical Challenge Championship

RACE 1 - LAP ANALYSIS

DIFF = Difference To Personal Best Lap

2 -	2:02.331	54.707	58.24	11:12:17.931
3 -	1:56.423	48.799	61.19	11:14:14.354
4 -	1:54.422	46.798	62.26	11:16:08.776
5 -	1:55.479	47.855	61.69	11:18:04.255
6 -	1:51.382	43.758	63.96	11:19:55.637
7 -	1:39.698	32.074	71.46	11:21:35.335
8 -	1:09.967	2.343	101.82	11:22:45.302
9 -	1:10.317	2.693	101.32	11:23:55.619
10 -	1:08.950	1.326	103.33	11:25:04.569
11 -	1:09.031	1.407	103.20	11:26:13.600
12 -	1:08.620	0.996	103.82	11:27:22.220
13 -	1:08.455	0.831	104.07	11:28:30.675
14 -	1:08.457	0.833	104.07	11:29:39.132
15 -	1:12.892	P 5.268	97.74	11:30:52.024
16 -	3:16.945	2:09.321	36.17	11:34:08.969
17 -	2:01.529	53.905	58.62	11:36:10.498
18 -	1:11.489	3.865	99.66	11:37:21.987
19 -	1:22.068	14.444	86.81	11:38:44.055
20 -	1:09.270	1.646	102.85	11:39:53.325
21 -	1:08.224	0.600	104.43	11:41:01.549
22 -	1:07.802	(2) 0.178	105.08	11:42:09.351
23 -	1:08.049	0.425	104.69	11:43:17.400
24 -	1:07.876	0.252	104.96	11:44:25.276
25 -	1:07.988	0.364	104.79	11:45:33.264
26 -	1:08.318	0.694	104.28	11:46:41.582
27 -	1:08.468	0.844	104.05	11:47:50.050
28 -	1:07.959	0.335	104.83	11:48:58.009
29 -	1:07.970	0.346	104.82	11:50:05.979
30 -	1:08.255	0.631	104.38	11:51:14.234
31 -	1:08.034	0.410	104.72	11:52:22.268
32 -	1:08.118	0.494	104.59	11:53:30.386
33 -	1:07.854	(3) 0.230	104.99	11:54:38.240
34 -	1:08.667	1.043	103.75	11:55:46.907
35 -	1:08.101	0.477	104.61	11:56:55.008
36 -	1:08.138	0.514	104.56	11:58:03.146
37 -	1:08.184	0.560	104.49	11:59:11.330
38 -	1:07.624	(1) 105.35	12:00:18.954	

DIFF = Difference To Personal Best Lap

25 -	1:08.310	0.691	104.29	11:45:35.165
26 -	1:08.447	0.828	104.08	11:46:43.612
27 -	1:07.619	(1) 105.36	11:47:51.231	
28 -	1:07.981	0.362	104.80	11:48:59.212
29 -	1:09.597	1.978	102.36	11:50:08.809
30 -	1:08.272	0.653	104.35	11:51:17.081
31 -	1:08.264	0.645	104.36	11:52:25.345
32 -	1:07.953	0.334	104.84	11:53:33.298
33 -	1:07.738	(2) 0.119	105.17	11:54:41.036
34 -	1:08.062	0.443	104.67	11:55:49.098
35 -	1:08.844	1.225	103.48	11:56:57.942
36 -	1:08.082	0.463	104.64	11:58:06.024
37 -	1:07.886	0.267	104.95	11:59:13.910
38 -	1:08.047	0.428	104.70	12:00:21.957

P6 8 Spencer BOURNE				
LAP	LAP TIME	DIFF	MPH	TIME OF DAY

1 -	1:20.420	12.359	88.59	11:10:17.861
2 -	2:02.281	54.220	58.26	11:12:20.142
3 -	1:56.329	48.268	61.24	11:14:16.471
4 -	1:54.422	46.361	62.26	11:16:10.893
5 -	1:54.456	46.395	62.24	11:18:05.349
6 -	1:51.697	43.636	63.78	11:19:57.046
7 -	1:39.688	31.627	71.46	11:21:36.734
8 -	1:11.012	2.951	100.33	11:22:47.746
9 -	1:09.773	1.712	102.11	11:23:57.519
10 -	1:09.623	1.562	102.33	11:25:07.142
11 -	1:09.043	0.982	103.19	11:26:16.185
12 -	1:09.159	1.098	103.01	11:27:25.344
13 -	1:08.969	0.908	103.30	11:28:34.313
14 -	1:11.239	3.178	100.01	11:29:45.552
15 -	1:20.923	P 12.862	88.04	11:31:06.475
16 -	3:03.885	1:55.824	38.74	11:34:10.360
17 -	2:01.221	53.160	58.77	11:36:11.581
18 -	1:12.105	4.044	98.80	11:37:23.686
19 -	1:21.042	12.981	87.91	11:38:44.728
20 -	1:12.193	4.132	98.68	11:39:56.921
21 -	1:09.701	1.640	102.21	11:41:06.622
22 -	1:08.518	0.457	103.98	11:42:15.140
23 -	1:08.432	0.371	104.11	11:43:23.572
24 -	1:08.455	0.394	104.07	11:44:32.027
25 -	1:08.628	0.567	103.81	11:45:40.655
26 -	1:08.392	0.331	104.17	11:46:49.047
27 -	1:08.198	0.137	104.46	11:47:57.245
28 -	1:08.144	0.083	104.55	11:49:05.389
29 -	1:08.061	(1) 104.68	11:50:13.450	
30 -	1:08.266	0.205	104.36	11:51:21.716
31 -	1:08.111	(3) 0.050	104.60	11:52:29.827
32 -	1:08.107	(2) 0.046	104.60	11:53:37.934
33 -	1:08.255	0.194	104.38	11:54:46.189
34 -	1:08.374	0.313	104.20	11:55:54.563
35 -	1:08.230	0.169	104.42	11:57:02.793
36 -	1:08.534	0.473	103.95	11:58:11.327
37 -	1:08.665	0.604	103.75	11:59:19.992
38 -	1:09.091	1.030	103.11	12:00:29.083

P7 14 John MACLEOD				
LAP	LAP TIME	DIFF	MPH	TIME OF DAY

1 -	1:32.037	24.550	77.41	11:10:29.478
2 -	2:01.319	53.832	58.72	11:12:30.797
3 -	1:54.831	47.344	62.04	11:14:25.628
4 -	1:51.537	44.050	63.87	11:16:17.165
5 -	1:53.559	46.072	62.73	11:18:10.724

P5 57 Brian MURPHY				
LAP	LAP TIME	DIFF	MPH	TIME OF DAY

1 -	1:19.107	11.488	90.06	11:10:16.548
2 -	2:02.427	54.808	58.19	11:12:18.975
3 -	1:56.823	49.204	60.98	11:14:15.798
4 -	1:54.303	46.684	62.33	11:16:10.101
5 -	1:54.675	47.056	62.12	11:18:04.776
6 -	1:51.793	44.174	63.73	11:19:56.569
7 -	1:39.394	31.775	71.68	11:21:35.963
8 -	1:11.035	3.416	100.29	11:22:46.998
9 -	1:09.452	1.833	102.58	11:23:56.450
10 -	1:08.989	1.370	103.27	11:25:05.439
11 -	1:08.829	1.210	103.51	11:26:14.268
12 -	1:09.552	1.933	102.43	11:27:23.820
13 -	1:08.475	0.856	104.04	11:28:32.295
14 -	1:09.490	1.871	102.52	11:29:41.785
15 -	1:14.445	P 6.826	95.70	11:30:56.230
16 -	3:13.400	2:05.781	36.83	11:34:09.630
17 -	2:01.234	53.615	58.76	11:36:10.864
18 -	1:12.196	4.577	98.68	11:37:23.060
19 -	1:21.230	13.611	87.70	11:38:44.290
20 -	1:10.191	2.572	101.50	11:39:54.481
21 -	1:08.404	0.785	104.15	11:41:02.885
22 -	1:07.935	0.316	104.87	11:42:10.820
23 -	1:07.825	(3) 0.206	105.04	11:43:18.645
24 -	1:08.210	0.591	104.45	11:44:26.855

Weather / Track : Bright / Dry

MSVR Club Car Championships - Donington Park National - 6th/7th April 2019

Radical Challenge Championship

RACE 1 - LAP ANALYSIS

DIFF = Difference To Personal Best Lap

6 -	1:52.093	44.606	63.56	11:20:02.817
7 -	1:38.004	30.517	72.69	11:21:40.821
8 -	1:11.660	4.173	99.42	11:22:52.481
9 -	1:10.112	2.625	101.61	11:24:02.593
10 -	1:09.368	1.881	102.70	11:25:11.961
11 -	1:08.847	1.360	103.48	11:26:20.808
12 -	1:09.739	2.252	102.16	11:27:30.547
13 -	1:08.994	1.507	103.26	11:28:39.541
14 -	1:13.470	5.983	96.97	11:29:53.011
15 -	1:16.780 P	9.293	92.79	11:31:09.791
16 -	3:03.783	1:56.296	38.76	11:34:13.574
17 -	2:00.363	52.876	59.19	11:36:13.937
18 -	1:14.695	7.208	95.38	11:37:28.632
19 -	1:19.049	11.562	90.12	11:38:47.681
20 -	1:11.348	3.861	99.85	11:39:59.029
21 -	1:09.310	1.823	102.79	11:41:08.339
22 -	1:09.346	1.859	102.74	11:42:17.685
23 -	1:08.915	1.428	103.38	11:43:26.600
24 -	1:08.261	0.774	104.37	11:44:34.861
25 -	1:07.856 (3)	0.369	104.99	11:45:42.717
26 -	1:08.367	0.880	104.21	11:46:51.084
27 -	1:08.160	0.673	104.52	11:47:59.244
28 -	1:07.487 (1)	105.57	105.57	11:49:06.731
29 -	1:07.672 (2)	0.185	105.28	11:50:14.403
30 -	1:08.017	0.530	104.74	11:51:22.420
31 -	1:08.154	0.667	104.53	11:52:30.574
32 -	1:08.207	0.720	104.45	11:53:38.781
33 -	1:08.086	0.599	104.64	11:54:46.867
34 -	1:08.312	0.825	104.29	11:55:55.179
35 -	1:08.652	1.165	103.77	11:57:03.831
36 -	1:09.942	2.455	101.86	11:58:13.773
37 -	1:08.385	0.898	104.18	11:59:22.158
38 -	1:08.228	0.741	104.42	12:00:30.386

P8 28 Elliot GOODMAN

LAP	LAP TIME	DIFF	MPH	TIME OF DAY
1 -	1:21.287	13.707	87.64	11:10:18.728
2 -	2:03.251	55.671	57.80	11:12:21.979
3 -	1:55.819	48.239	61.51	11:14:17.798
4 -	1:54.061	46.481	62.46	11:16:11.859
5 -	1:54.006	46.426	62.49	11:18:05.865
6 -	1:52.212	44.632	63.49	11:19:58.077
7 -	1:39.037	31.457	71.93	11:21:37.114
8 -	1:11.689	4.109	99.38	11:22:48.803
9 -	1:09.396	1.816	102.66	11:23:58.199
10 -	1:09.132	1.552	103.05	11:25:07.331
11 -	1:09.309	1.729	102.79	11:26:16.640
12 -	1:09.000	1.420	103.25	11:27:25.640
13 -	1:08.857	1.277	103.47	11:28:34.497
14 -	1:12.773	5.193	97.90	11:29:47.270
15 -	1:20.276 P	12.696	88.75	11:31:07.546
16 -	3:05.306	1:57.726	38.44	11:34:12.852
17 -	2:00.831	53.251	58.96	11:36:13.683
18 -	1:14.692	7.112	95.38	11:37:28.375
19 -	1:18.965	11.385	90.22	11:38:47.340
20 -	1:12.636	5.056	98.08	11:39:59.976
21 -	1:10.694	3.114	100.78	11:41:10.670
22 -	1:09.116	1.536	103.08	11:42:19.786
23 -	1:09.475	1.895	102.54	11:43:29.261
24 -	1:08.052	0.472	104.69	11:44:37.313
25 -	1:07.782	0.202	105.11	11:45:45.095
26 -	1:07.909	0.329	104.91	11:46:53.004
27 -	1:07.580 (1)	105.42	105.42	11:48:00.584
28 -	1:08.023	0.443	104.73	11:49:08.607

DIFF = Difference To Personal Best Lap

29 -	1:08.224	0.644	104.43	11:50:16.831
30 -	1:08.043	0.463	104.70	11:51:24.874
31 -	1:07.749 (3)	0.169	105.16	11:52:32.623
32 -	1:07.683 (2)	0.103	105.26	11:53:40.306
33 -	1:08.082	0.502	104.64	11:54:48.388
34 -	1:08.443	0.863	104.09	11:55:56.831
35 -	1:08.044	0.464	104.70	11:57:04.875
36 -	1:09.186	1.606	102.97	11:58:14.061
37 -	1:08.369	0.789	104.20	11:59:22.430
38 -	1:08.504	0.924	104.00	12:00:30.934

P9 66 Brian CAUDWELL

LAP	LAP TIME	DIFF	MPH	TIME OF DAY
1 -	1:15.744	7.421	94.06	11:10:13.185
2 -	2:01.890	53.567	58.45	11:12:15.075
3 -	1:57.220	48.897	60.78	11:14:12.295
4 -	1:54.893	46.570	62.01	11:16:07.188
5 -	1:55.752	47.429	61.55	11:18:02.940
6 -	1:50.865	42.542	64.26	11:19:53.805
7 -	1:40.019	31.696	71.23	11:21:33.824
8 -	1:11.236	2.913	100.01	11:22:45.060
9 -	1:09.475	1.152	102.54	11:23:54.535
10 -	1:09.882	1.559	101.95	11:25:04.417
11 -	1:09.059 (2)	0.736	103.16	11:26:13.476
12 -	1:09.895	1.572	101.93	11:27:23.371
13 -	1:08.323 (1)	104.27	104.27	11:28:31.694
14 -	1:12.190	3.867	98.69	11:29:43.884
15 -	1:21.819 P	13.496	87.07	11:31:05.703
16 -	3:05.366	1:57.043	38.43	11:34:11.069
17 -	2:01.276	52.953	58.74	11:36:12.345
18 -	1:14.835	6.512	95.20	11:37:27.180
19 -	1:19.607	11.284	89.49	11:38:46.787
20 -	1:11.505	3.182	99.63	11:39:58.292
21 -	1:09.548	1.225	102.44	11:41:07.840
22 -	1:11.448	3.125	99.71	11:42:19.288
23 -	1:10.607	2.284	100.90	11:43:29.895
24 -	1:11.070	2.747	100.24	11:44:40.965
25 -	1:09.755	1.432	102.13	11:45:50.720
26 -	1:10.060	1.737	101.69	11:47:00.780
27 -	1:10.476	2.153	101.09	11:48:11.256
28 -	1:09.501	1.178	102.51	11:49:20.757
29 -	1:10.323	2.000	101.31	11:50:31.080
30 -	1:09.807	1.484	102.06	11:51:40.887
31 -	1:09.930	1.607	101.88	11:52:50.817
32 -	1:09.135	0.812	103.05	11:53:59.952
33 -	1:09.078 (3)	0.755	103.13	11:55:09.030
34 -	1:11.077	2.754	100.23	11:56:20.107
35 -	1:09.566	1.243	102.41	11:57:29.673
36 -	1:09.937	1.614	101.87	11:58:39.610
37 -	1:10.029	1.706	101.73	11:59:49.639
38 -	1:20.155	11.832	88.88	12:01:09.794

P10 73 John HINDHAUGH

LAP	LAP TIME	DIFF	MPH	TIME OF DAY
1 -	1:26.825	17.877	82.05	11:10:24.266
2 -	2:05.144	56.196	56.93	11:12:29.410
3 -	1:54.535	45.587	62.20	11:14:23.945
4 -	1:52.534	43.586	63.31	11:16:16.479
5 -	1:53.653	44.705	62.68	11:18:10.132
6 -	1:52.002	43.054	63.61	11:20:02.134
7 -	1:38.479	29.531	72.34	11:21:40.613
8 -	1:15.750	6.802	94.05	11:22:56.363
9 -	1:14.713	5.765	95.36	11:24:11.076

Donington Park National
Circuit Length = 1.9790 miles
Start: 11:08 Flag 11:59 End: 12:01

Weather / Track : Bright / Dry

MSVR Club Car Championships - Donington Park National - 6th/7th April 2019

Radical Challenge Championship

RACE 1 - LAP ANALYSIS

DIFF = Difference To Personal Best Lap

10 -	1:13.127	4.179	97.42	11:25:24.203
11 -	1:12.028	3.080	98.91	11:26:36.231
12 -	1:12.930	3.982	97.69	11:27:49.161
13 -	1:11.061	2.113	100.26	11:29:00.222
14 -	1:31.365	P 22.417	77.97	11:30:31.587
15 -	2:23.210	1:14.262	49.74	11:32:54.797
16 -	1:21.035	12.087	87.92	11:34:15.832
17 -	2:07.260	58.312	55.98	11:36:23.092
18 -	2:19.329	1:10.381	51.13	11:38:42.421
19 -	1:13.514	4.566	96.91	11:39:55.935
20 -	1:10.434	1.486	101.15	11:41:06.369
21 -	1:10.328	1.380	101.30	11:42:16.697
22 -	1:12.536	3.588	98.22	11:43:29.233
23 -	1:11.078	2.130	100.23	11:44:40.311
24 -	1:09.583	(3) 0.635	102.39	11:45:49.894
25 -	1:10.074	1.126	101.67	11:46:59.968
26 -	1:11.860	2.912	99.14	11:48:11.828
27 -	1:12.512	3.564	98.25	11:49:24.340
28 -	1:10.144	1.196	101.57	11:50:34.484
29 -	1:09.184	(2) 0.236	102.98	11:51:43.668
30 -	1:09.830	0.882	102.02	11:52:53.498
31 -	1:08.948	(1) 103.33	11:54:02.446	
32 -	1:09.725	0.777	102.18	11:55:12.171
33 -	1:12.857	3.909	97.78	11:56:25.028
34 -	1:11.629	2.681	99.46	11:57:36.657
35 -	1:10.651	1.703	100.84	11:58:47.308
36 -	1:12.318	3.370	98.51	11:59:59.626

P11 35 Grant DALTON

LAP	LAP TIME	DIFF	MPH	TIME OF DAY
1 -	1:26.221	14.045	82.63	11:10:23.662
2 -	2:04.778	52.602	57.09	11:12:28.440
3 -	1:54.489	42.313	62.22	11:14:22.929
4 -	1:53.101	40.925	62.99	11:16:16.030
5 -	1:53.311	41.135	62.87	11:18:09.341
6 -	1:52.357	40.181	63.41	11:20:01.698
7 -	1:38.497	26.321	72.33	11:21:40.195
8 -	1:15.374	3.198	94.52	11:22:55.569
9 -	1:15.710	3.534	94.10	11:24:11.279
10 -	1:14.872	2.696	95.15	11:25:26.151
11 -	1:14.801	2.625	95.24	11:26:40.952
12 -	1:15.035	2.859	94.95	11:27:55.987
13 -	1:14.293	2.117	95.89	11:29:10.280
14 -	1:18.396	6.220	90.88	11:30:28.676
15 -	1:32.327	P 20.151	77.16	11:32:01.003
16 -	2:31.693	1:19.517	46.96	11:34:32.696
17 -	1:52.797	40.621	63.16	11:36:25.493
18 -	2:18.438	1:06.262	51.46	11:38:43.931
19 -	1:14.999	2.823	94.99	11:39:58.930
20 -	1:14.896	2.720	95.12	11:41:13.826
21 -	1:13.699	1.523	96.67	11:42:27.525
22 -	1:13.387	1.211	97.08	11:43:40.912
23 -	1:12.914	0.738	97.71	11:44:53.826
24 -	1:13.083	0.907	97.48	11:46:06.909
25 -	1:12.855	0.679	97.79	11:47:19.764
26 -	1:12.478	(3) 0.302	98.30	11:48:32.242
27 -	1:12.826	0.650	97.83	11:49:45.068
28 -	1:12.596	0.420	98.14	11:50:57.664
29 -	1:12.925	0.749	97.69	11:52:10.589
30 -	1:12.877	0.701	97.76	11:53:23.466
31 -	1:12.902	0.726	97.72	11:54:36.368
32 -	1:12.176	(1) 98.71	11:55:48.544	
33 -	1:14.054	1.878	96.20	11:57:02.598
34 -	1:13.914	1.738	96.39	11:58:16.512

DIFF = Difference To Personal Best Lap

35 -	1:12.517	0.341	98.24	11:59:29.029
36 -	1:12.221	(2) 0.045	98.65	12:00:41.250

P12 24 Peter BROOKES

LAP	LAP TIME	DIFF	MPH	TIME OF DAY
1 -	1:23.060	14.044	85.77	11:10:20.501
2 -	2:03.086	54.070	57.88	11:12:23.587
3 -	1:56.053	47.037	61.39	11:14:19.640
4 -	1:53.989	44.973	62.50	11:16:13.629
5 -	1:53.518	44.502	62.76	11:18:07.147
6 -	1:52.307	43.291	63.43	11:19:59.454
7 -	1:39.145	30.129	71.86	11:21:38.599
8 -	1:11.667	2.651	99.41	11:22:50.266
9 -	1:10.535	1.519	101.00	11:24:00.801
10 -	1:09.527	0.511	102.47	11:25:10.328
11 -	1:09.859	0.843	101.98	11:26:20.187
12 -	1:09.961	0.945	101.83	11:27:30.148
13 -	1:10.735	1.719	100.72	11:28:40.883
14 -	1:14.575	5.559	95.53	11:29:55.458
15 -	1:17.573	P 8.557	91.84	11:31:13.031
16 -	3:01.496	1:52.480	39.25	11:34:14.527
17 -	2:00.362	51.346	59.19	11:36:14.889
18 -	1:15.397	6.381	94.49	11:37:30.286
19 -	1:18.531	9.515	90.72	11:38:48.817
20 -	1:11.502	2.486	99.64	11:40:00.319
21 -	1:12.251	3.235	98.60	11:41:12.570
22 -	1:09.550	0.534	102.43	11:42:22.120
23 -	1:09.710	0.694	102.20	11:43:31.830
24 -	1:09.488	(3) 0.472	102.53	11:44:41.318
25 -	1:09.834	0.818	102.02	11:45:51.152
26 -	1:10.306	1.290	101.33	11:47:01.458
27 -	1:10.422	1.406	101.17	11:48:11.880
28 -	1:09.977	0.961	101.81	11:49:21.857
29 -	1:09.612	0.596	102.34	11:50:31.469
30 -	1:09.592	0.576	102.37	11:51:41.061
31 -	1:09.990	0.974	101.79	11:52:51.051
32 -	1:09.376	(2) 0.360	102.69	11:54:00.427
33 -	1:09.016	(1) 103.23	11:55:09.443	
34 -	1:23.551	P 14.535	85.27	11:56:32.994

P13 23 Jason RISHOVER

LAP	LAP TIME	DIFF	MPH	TIME OF DAY
1 -	1:19.089	11.493	90.08	11:10:16.530
2 -	2:04.745	P 57.149	57.11	11:12:21.275
3 -	2:40.575	1:32.979	44.36	11:15:01.850
4 -	1:15.890	8.294	93.88	11:16:17.740
5 -	1:53.426	45.830	62.81	11:18:11.166
6 -	1:52.092	44.496	63.56	11:20:03.258
7 -	1:37.902	30.306	72.77	11:21:41.160
8 -	1:11.442	3.846	99.72	11:22:52.602
9 -	1:10.574	2.978	100.95	11:24:03.176
10 -	1:09.715	2.119	102.19	11:25:12.891
11 -	1:08.685	1.089	103.72	11:26:21.576
12 -	1:09.143	1.547	103.04	11:27:30.719
13 -	1:09.563	1.967	102.41	11:28:40.282
14 -	1:13.962	6.366	96.32	11:29:54.244
15 -	1:17.050	P 9.454	92.46	11:31:11.294
16 -	3:02.740	1:55.144	38.98	11:34:14.034
17 -	2:00.367	52.771	59.19	11:36:14.401
18 -	1:14.566	6.970	95.54	11:37:28.967
19 -	1:19.120	11.524	90.04	11:38:48.087
20 -	1:11.231	3.635	100.02	11:39:59.318
21 -	1:10.451	2.855	101.12	11:41:09.769

Weather / Track : Bright / Dry

Donington Park National

Circuit Length = 1.9790 miles

Start: 11:08 Flag 11:59 End: 12:01

MSVR Club Car Championships - Donington Park National - 6th/7th April 2019

Radical Challenge Championship

RACE 1 - LAP ANALYSIS

DIFF = Difference To Personal Best Lap

22 -	1:08.349	0.753	104.23	11:42:18.118
23 -	1:08.928	1.332	103.36	11:43:27.046
24 -	1:08.595	0.999	103.86	11:44:35.641
25 -	1:07.798 (3)	0.202	105.08	11:45:43.439
26 -	1:08.196	0.600	104.47	11:46:51.635
27 -	1:08.032	0.436	104.72	11:47:59.667
28 -	1:07.596 (1)		105.40	11:49:07.263
29 -	1:07.712 (2)	0.116	105.21	11:50:14.975
30 -	1:07.891	0.295	104.94	11:51:22.866
31 -	1:07.897	0.301	104.93	11:52:30.763
32 -	1:08.530	0.934	103.96	11:53:39.293
33 -	1:20.126	12.530	88.91	11:54:59.419
34 -	1:45.688 P	38.092	67.41	11:56:45.107

P14 80 Peter TYLER

LAP	LAP TIME	DIFF	MPH	TIME OF DAY
1 -	1:21.684	12.249	87.22	11:10:19.125
2 -	2:03.913	54.478	57.49	11:12:23.038
3 -	1:55.924	46.489	61.45	11:14:18.962
4 -	1:54.139	44.704	62.42	11:16:13.101
5 -	1:53.646	44.211	62.69	11:18:06.747
6 -	1:52.281	42.846	63.45	11:19:59.028
7 -	1:38.645	29.210	72.22	11:21:37.673
8 -	1:12.245	2.810	98.61	11:22:49.918
9 -	1:10.045	0.610	101.71	11:23:59.963
10 -	1:10.076	0.641	101.67	11:25:10.039
11 -	1:09.766 (2)	0.331	102.12	11:26:19.805
12 -	1:09.840 (3)	0.405	102.01	11:27:29.645
13 -	1:09.435 (1)		102.60	11:28:39.080
14 -	1:13.791	4.356	96.55	11:29:52.871
15 -	1:16.172 P	6.737	93.53	11:31:09.043
16 -	3:03.030	1:53.595	38.92	11:34:12.073
17 -	2:00.984	51.549	58.88	11:36:13.057
18 -	1:14.640	5.205	95.45	11:37:27.697
19 -	1:19.489	10.054	89.63	11:38:47.186
20 -	1:13.471	4.036	96.97	11:40:00.657
21 -	1:15.121	5.686	94.84	11:41:15.778
22 -	1:23.673 P	14.238	85.14	11:42:39.451

P15 6 Barry LIVERSIDGE

LAP	LAP TIME	DIFF	MPH	TIME OF DAY
1 -	1:24.386	13.545	84.42	11:10:21.827
2 -	2:05.568	54.727	56.73	11:12:27.395
3 -	1:54.520	43.679	62.21	11:14:21.915
4 -	1:53.227	42.386	62.92	11:16:15.142
5 -	1:53.274	42.433	62.89	11:18:08.416
6 -	1:52.590	41.749	63.27	11:20:01.006
7 -	1:38.597	27.756	72.26	11:21:39.603
8 -	1:12.538	1.697	98.21	11:22:52.141
9 -	1:12.718	1.877	97.97	11:24:04.859
10 -	1:11.934	1.093	99.04	11:25:16.793
11 -	1:10.987 (2)	0.146	100.36	11:26:27.780
12 -	1:10.841 (1)		100.57	11:27:38.621
13 -	1:11.261 (3)	0.420	99.97	11:28:49.882

P16 10 John CAUDWELL

LAP	LAP TIME	DIFF	MPH	TIME OF DAY
1 -	1:23.488	12.843	85.33	11:10:20.929
2 -	2:05.726	55.081	56.66	11:12:26.655
3 -	1:54.684	44.039	62.12	11:14:21.339
4 -	1:53.055	42.410	63.01	11:16:14.394
5 -	1:53.431	42.786	62.81	11:18:07.825

DIFF = Difference To Personal Best Lap

6 -	1:52.385	41.740	63.39	11:20:00.210
7 -	1:38.660 (3)	28.015	72.21	11:21:38.870
8 -	1:11.888 (2)	1.243	99.10	11:22:50.758
9 -	1:10.645 (1)		100.85	11:24:01.403

P17 29 Marcello MARATEOTTO

LAP	LAP TIME	DIFF	MPH	TIME OF DAY
1 -	1:16.471		93.16	11:10:13.912
2 -	2:03.294	23.387	57.78	11:12:17.206
3 -	1:56.204	16.297	61.31	11:14:13.410
4 -	1:54.711 (3)	14.804	62.10	11:16:08.121
5 -	1:55.239	15.332	61.82	11:18:03.360
6 -	1:51.714 (2)	11.807	63.77	11:19:55.074
7 -	1:39.907 (1)		71.31	11:21:34.981
8 -	1:23.756 P		85.06	11:22:58.737

P18 31 Rod GOODMAN

LAP	LAP TIME	DIFF	MPH	TIME OF DAY
1 -	6:10.593 P		19.22	11:15:08.034

Weather / Track : Bright / Dry

MSVR Club Car Championships - Donington Park National - 6th/7th April 2019

Radical Challenge Championship

RACE 1 - STATISTICS

Competitors Started 19
Planned Start 2019-04-06 @ 11:15:00.000
Actual Start 2019-04-06 @ 11:08:57.440
Finish Time 2019-04-06 @ 11:59:50.133
Track Length 1.9790mi.
Total Laps 535
Total Distance Covered 1058.8009mi.

Session Fastest Lap History

NO	NAME	LAP TIME	TIME OF DAY	LAP	VEHICLE
4	Dominik JACKSON	1:59.986	11:12:11.067	2	SR3 RSX
4	Dominik JACKSON	1:58.080	11:14:09.153	3	SR3 RSX
52	Mark RICHARDS	1:56.853	11:14:11.141	3	SR3 RSX
29	Marcello MARATEOTTO	1:56.204	11:14:13.427	3	SR3 RSX
28	Elliot GOODMAN	1:55.819	11:14:17.816	3	SR3 RSX
10	John CAUDWELL	1:54.684	11:14:21.362	3	SR3 RSX
6	Barry LIVERSIDGE	1:54.520	11:14:21.936	3	SR3 RSX
35	Grant DALTON	1:54.489	11:14:22.947	3	SR3 RSX
11	Jac CONSTABLE	1:54.422	11:16:08.799	4	SR3 RSX
57	Brian MURPHY	1:54.303	11:16:10.116	4	SR3 RSX
28	Elliot GOODMAN	1:54.061	11:16:11.880	4	SR3 RSX
24	Peter BROOKES	1:53.989	11:16:13.656	4	SR3 RSX
10	John CAUDWELL	1:53.055	11:16:14.414	4	SR3 RSX
73	John HINDHAUGH	1:52.534	11:16:16.496	4	SR3 RSX
14	John MACLEOD	1:51.537	11:16:17.187	4	SR3 RSX
23	Jason RISHOVER	1:15.890	11:16:17.738	4	SR3 RSX
4	Dominik JACKSON	1:07.879	11:22:40.285	8	SR3 RSX
4	Dominik JACKSON	1:07.468	11:23:47.752	9	SR3 RSX
52	Mark RICHARDS	1:07.356	11:23:49.508	9	SR3 RSX
4	Dominik JACKSON	1:07.091	11:24:54.845	10	SR3 RSX
4	Dominik JACKSON	1:06.849	11:27:08.801	12	SR3 RSX
4	Dominik JACKSON	1:06.701	11:28:15.502	13	SR3 RSX
4	Dominik JACKSON	1:06.644	11:40:54.943	21	SR3 RSX
4	Dominik JACKSON	1:06.639	11:42:01.583	22	SR3 RSX
4	Dominik JACKSON	1:06.570	11:43:08.153	23	SR3 RSX
4	Dominik JACKSON	1:06.558	11:44:14.710	24	SR3 RSX
4	Dominik JACKSON	1:06.529	11:53:09.835	32	SR3 RSX
5	Jerome DE SADELEER	1:06.515	11:55:29.636	34	SR3 RSX
4	Dominik JACKSON	1:06.509	11:57:36.818	36	SR3 RSX
4	Dominik JACKSON	1:06.243	11:59:50.366	38	SR3 RSX

Session Leader History

NO	NAME	FROM LAP	LAPS LED	DISTANCE	VEHICLE
4	Dominik JACKSON	1	15	29.64 miles	SR3 RSX
52	Mark RICHARDS	16	1	1.97 miles	SR3 RSX
4	Dominik JACKSON	17	22	43.53 miles	SR3 RSX

Weather / Track : Bright / Dry

These results are provisional until the conclusion of any judicial and technical matters.

Donington Park National
Circuit Length = 1.9790 miles
Start: 11:08 Flag 11:59 End: 12:01

Clerk Of Course :		Timekeeper :
-------------------	--	--------------

MSVR Club Car Championships - Donington Park National - 6th/7th April 2019

Radical Challenge Championship

RACE 1 - STATISTICS

Flag History

TYPE	TIME OF DAY
GREEN	11:08:57.440
SAFETY	11:09:45.991
GREEN	11:21:29.433
SAFETY	11:28:45.839
GREEN	11:38:38.800
FINISH	11:59:50.133

Flag Statistics

TYPE	COUNT	TOTAL LAPS	TOTAL TIME
Green	3	26	29:16.290
Red	0	0	0.000
Safety Car	2	11	21:36.402
FCY	0	0	0.000

Weather / Track : Bright / Dry

These results are provisional until the conclusion of any judicial and technical matters.

Donington Park National
Circuit Length = 1.9790 miles
Start: 11:08 Flag 11:59 End: 12:01

Clerk Of Course :		Timekeeper :
-------------------	--	--------------

MSVR Club Car Championships - Donington Park National - 6th/7th April 2019

Radical Challenge Championship

RACE 3 - CLASSIFICATION

POS	NO	NAME	ENTRY	LAPS	TIME	GAP	DIFF	MPH	BEST	ON
1	5	Jerome DE SADELEER	SR3 RSX	17	20:50.305			96.76	1:06.655	12
2	4	Dominik JACKSON	SR3 RSX	17	20:51.261	0.956	0.956	96.68	1:06.614	11
3	52*	Mark RICHARDS	SR3 RSX	17	21:01.521	11.216	10.260	95.90	1:06.921	11
4	11	Jac CONSTABLE	SR3 RSX	17	21:11.853	21.548	10.332	95.12	1:08.035	13
5	8	Spencer BOURNE	SR3 RSX	17	21:15.765	25.460	3.912	94.83	1:08.022	9
6	57	Brian MURPHY	SR3 RSX	17	21:16.743	26.438	0.978	94.75	1:08.152	16
7	66	Brian CAUDWELL	SR3 RSX	17	21:17.780	27.475	1.037	94.68	1:08.026	13
8	80	Peter TYLER	SR3 RSX	17	21:30.820	40.515	13.040	93.72	1:09.058	14
9	10	John CAUDWELL	SR3 RSX	17	21:31.569	41.264	0.749	93.67	1:08.993	8
10	28	Elliot GOODMAN	SR3 RSX	17	21:38.873	48.568	7.304	93.14	1:09.369	10
11	73	John HINDHAUGH	SR3 RSX	17	21:47.553	57.248	8.680	92.52	1:08.906	15
12	35	Grant DALTON	SR3 RSX	16	21:03.116	1 Lap	1 Lap	90.14	1:11.894	11
13	24	Peter BROOKES	SR3 RSX	16	21:26.432	1 Lap	23.316	88.50	1:08.532	13

NOT CLASSIFIED

NC	14	John MACLEOD	SR3 RSX	14	17:50.579	3 Laps	2 Laps	93.04	1:08.259	9
NC	23	Jason RISHOVER	SR3 RSX	8	11:39.354	9 Laps	6 Laps	81.30	1:09.580	6
NC	29	Marcello MARATEOTTO	SR3 RSX	1	1:39.503	16 Laps	7 Laps	70.23		
NC	31	Rod GOODMAN	SR3 RSX	0						
NC	6	Barry LIVERSIDGE	SR3 RSX	0						

FASTEST LAP

4	Dominik JACKSON	SR3 RSX	11	1:06.614	106.95 mph	172.12 kph
---	-----------------	---------	----	----------	------------	------------

Car 52 - 5 second track limits penalty

Weather / Track : Bright / Dry

These results are provisional until the conclusion of any judicial and technical matters.

Donington Park National
Circuit Length = 1.9790 miles
Start: 13:20 Flag 13:41 End: 13:42

Clerk Of Course :		Timekeeper :	
-------------------	--	--------------	--

MSVR Club Car Championships - Donington Park National - 6th/7th April 2019

Radical Challenge Championship

RACE 3 - LAP CHART

LAP 1 @ 13:21:27.497			LAP 2 @ 13:23:34.987			LAP 3 @ 13:25:23.577			LAP 4 @ 13:26:31.244			LAP 5 @ 13:27:38.527		
NO	BEHIND	LAP TIME	NO	BEHIND	LAP TIME	NO	BEHIND	LAP TIME	NO	BEHIND	LAP TIME	NO	BEHIND	LAP TIME
5		1:15.708	5		2:07.490	5		1:48.590	5		1:07.667	5		1:07.283
4	0.857	1:16.565	4	0.760	2:07.393	4	0.272	1:48.102	4	0.678	1:08.073	4	0.649	1:07.254
52	2.519	1:18.227	52	1.737	2:06.708	52	1.028	1:47.881	52	2.040	1:08.679	52	2.405	1:07.648
14	2.982	1:18.690	14	2.303	2:06.811	14	1.501	1:47.788	14	3.206	1:09.372	14	4.652	1:08.729
11	3.611	1:19.319	11	2.817	2:06.696	11	1.716	1:47.489	11	4.242	1:10.193	11	6.312	1:09.353
66	4.248	1:19.956	66	3.865	2:07.107	66	2.476	1:47.201	66	5.394	1:10.585	8	7.078	1:08.777
57	4.788	1:20.496	57	4.525	2:07.227	57	3.007	1:47.072	8	5.584	1:09.901	57	7.558	1:09.042
8	5.426	1:21.134	8	5.758	2:07.822	8	3.350	1:46.182	57	5.799	1:10.459	66	8.923	1:10.812
80	6.508	1:22.216	80	6.656	2:07.638	80	4.074	1:46.008	80	6.955	1:10.548	80	9.754	1:10.082
28	6.902	1:22.610	28	8.018	2:08.606	28	4.462	1:45.034	28	7.506	1:10.711	28	10.118	1:09.895
10	7.623	1:23.331	10	9.161	2:09.028	10	5.294	1:44.723	10	8.104	1:10.477	10	10.668	1:09.847
35	8.243	1:23.951	35	10.495	2:09.742	35	5.804	1:43.899	23	11.970	1:12.616	23	14.775	1:10.088
73	12.085	1:27.793	73	11.830	2:07.235	73	6.174	1:42.934	73	12.508	1:14.001	73	16.450	1:11.225
24	21.230	1:36.938	24	12.501	1:58.761	24	6.578	1:42.667	24	12.698	1:13.787	24	16.920	1:11.505
29	23.795	1:39.503 P	23	13.244	1:53.370	23	7.021	1:42.367	35	13.194	1:15.057	35	19.286	1:13.375
23	27.364	1:43.072												

Weather / Track : Bright / Dry

Results can be found at www.tsl-timing.com

Page 1 of 4

Donington Park National
 Circuit Length = 1.9790 miles
 Start: 13:20 Flag 13:41 End: 13:42

Printed - 13:44 Saturday, 06 April 2019

MSVR Club Car Championships - Donington Park National - 6th/7th April 2019

Radical Challenge Championship

RACE 3 - LAP CHART

LAP 6 @ 13:28:45.585			LAP 7 @ 13:29:52.615			LAP 8 @ 13:30:59.459			LAP 9 @ 13:32:06.346			LAP 10 @ 13:33:13.400		
NO	BEHIND	LAP TIME	NO	BEHIND	LAP TIME	NO	BEHIND	LAP TIME	NO	BEHIND	LAP TIME	NO	BEHIND	LAP TIME
5		1:07.058	5		1:07.030	5		1:06.844	5		1:06.887	5		1:07.054
4	0.597	1:07.006	4	0.862	1:07.295	4	1.202	1:07.184	4	1.227	1:06.912	4	1.352	1:07.179
52	2.674	1:07.327	52	3.161	1:07.517	52	3.471	1:07.154	52	3.939	1:07.355	52	3.902	1:07.017
14	5.931	1:08.337	14	7.562	1:08.661	14	9.193	1:08.475	14	10.565	1:08.259	14	12.710	1:09.199
11	7.617	1:08.363	11	8.776	1:08.189	11	10.048	1:08.116	11	11.498	1:08.337	11	13.118	1:08.674
8	8.245	1:08.225	8	9.666	1:08.451	8	10.866	1:08.044	8	12.001	1:08.022	8	13.775	1:08.828
57	8.930	1:08.430	57	10.254	1:08.354	57	11.593	1:08.183	57	13.255	1:08.549	57	14.563	1:08.362
66	10.486	1:08.621	66	11.796	1:08.340	66	14.296	1:09.344	66	15.973	1:08.564	66	17.275	1:08.356
80	12.268	1:09.572	80	14.830	1:09.592	80	17.895	1:09.909	80	20.577	1:09.569	80	23.164	1:09.641
28	12.644	1:09.584	28	16.378	1:10.764	10	18.656	1:08.993	10	20.899	1:09.130	10	23.653	1:09.808
10	13.264	1:09.654	10	16.507	1:10.273	28	19.598	1:10.064	28	22.369	1:09.658	28	24.684	1:09.369
23	17.297	1:09.580	23	19.889	1:09.622	24	26.158	1:10.631	24	29.074	1:09.803	24	31.231	1:09.211
24	20.286	1:10.424	24	22.371	1:09.115	73	30.893	1:11.661	73	33.902	1:09.896	73	36.643	1:09.795
73	20.717	1:11.325	73	26.076	1:12.389	35	36.706	1:13.061	35	42.181	1:12.362	35	47.517	1:12.390
35	24.688	1:12.460	35	30.489	1:12.831	23	51.684	1:38.639 P						

Weather / Track : Bright / Dry

Results can be found at www.tsl-timing.com

Page 2 of 4

Donington Park National
Circuit Length = 1.9790 miles
Start: 13:20 Flag 13:41 End: 13:42

Printed - 13:44 Saturday, 06 April 2019

MSVR Club Car Championships - Donington Park National - 6th/7th April 2019

Radical Challenge Championship

RACE 3 - LAP CHART

LAP 11 @ 13:34:20.601			LAP 12 @ 13:35:27.256			LAP 13 @ 13:36:34.033			LAP 14 @ 13:37:40.772			LAP 15 @ 13:38:48.632		
NO	BEHIND	LAP TIME	NO	BEHIND	LAP TIME	NO	BEHIND	LAP TIME	NO	BEHIND	LAP TIME	NO	BEHIND	LAP TIME
5		1:07.201	5		1:06.655	5		1:06.777	5		1:06.739	5		1:07.860
4	0.765	1:06.614	4	0.961	1:06.851	4	1.508	1:07.324	4	1.463	1:06.694	4	0.798	1:07.195
52	3.622	1:06.921	52	4.099	1:07.132	52	4.304	1:06.982	52	4.507	1:06.942	35	1 Lap	1:12.391
14	14.020	1:08.511	11	15.908	1:08.371	11	17.166	1:08.035	11	18.503	1:08.076	52	4.294	1:07.647
11	14.192	1:08.275	14	16.854	1:09.489	14	19.418	1:09.341	14	21.596	1:08.917	11	18.837	1:08.194
8	14.988	1:08.414	8	17.551	1:09.218	8	19.849	1:09.075	8	21.765	1:08.655	8	22.391	1:08.486
57	15.924	1:08.562	57	18.337	1:09.068	57	20.297	1:08.737	57	22.241	1:08.683	57	23.474	1:09.093
66	18.391	1:08.317	66	19.994	1:08.258	66	21.243	1:08.026	66	22.611	1:08.107	66	24.015	1:09.264
80	25.418	1:09.455	80	27.849	1:09.086	80	30.663	1:09.591	80	32.982	1:09.058	24	1 Lap	2:07.355
10	26.095	1:09.643	10	28.725	1:09.285	10	31.673	1:09.725	10	34.123	1:09.189	80	34.762	1:09.640
28	27.234	1:09.751	28	29.992	1:09.413	28	32.835	1:09.620	28	35.536	1:09.440	10	35.604	1:09.341
24	33.481	1:09.451	24	35.759	1:08.933	24	37.514	1:08.532	73	49.762	1:10.654	28	38.009	1:10.333
73	39.052	1:09.610	73	42.650	1:10.253	73	45.847	1:09.974				73	50.808	1:08.906
35	52.210	1:11.894	35	57.895	1:12.340	35	1:03.234	1:12.116						

Weather / Track : Bright / Dry

Donington Park National
 Circuit Length = 1.9790 miles
 Start: 13:20 Flag 13:41 End: 13:42

MSVR Club Car Championships - Donington Park National - 6th/7th April 2019

Radical Challenge Championship

RACE 3 - LAP CHART

LAP 16 @ 13:39:55.356			LAP 17 @ 13:41:02.094		
NO	BEHIND	LAP TIME	NO	BEHIND	LAP TIME
5		1:06.724	5		1:06.738
4	0.994	1:06.920	4	0.956	1:06.700
52	5.729	1:08.159	52	6.216	1:07.225
35	1 Lap	1:13.035	35	1 Lap	1:12.212
11	20.231	1:08.118	11	21.548	1:08.055
8	23.923	1:08.256	8	25.460	1:08.275
57	24.902	1:08.152	57	26.438	1:08.274
66	25.921	1:08.630	66	27.475	1:08.292
24	1 Lap	1:09.369	24	1 Lap	1:09.950
80	37.524	1:09.486	80	40.515	1:09.729
10	38.676	1:09.796	10	41.264	1:09.326
28	43.068	1:11.783	28	48.568	1:12.238
73	54.108	1:10.024	73	57.248	1:09.878

Weather / Track : Bright / Dry

Results can be found at www.tsl-timing.com

Page 4 of 4

Donington Park National
Circuit Length = 1.9790 miles
Start: 13:20 Flag 13:41 End: 13:42

Printed - 13:44 Saturday, 06 April 2019

MSVR Club Car Championships - Donington Park National - 6th/7th April 2019

Radical Challenge Championship

RACE 3 - LAP ANALYSIS

DIFF = Difference To Personal Best Lap

P1 5 Jerome DE SADELEER				
LAP	LAP TIME	DIFF	MPH	TIME OF DAY
1 -	1:15.708	9.053	94.10	13:21:27.497
2 -	2:07.490	1:00.835	55.88	13:23:34.987
3 -	1:48.590	41.935	65.61	13:25:23.577
4 -	1:07.667	1.012	105.28	13:26:31.244
5 -	1:07.283	0.628	105.89	13:27:38.527
6 -	1:07.058	0.403	106.24	13:28:45.585
7 -	1:07.030	0.375	106.29	13:29:52.615
8 -	1:06.844	0.189	106.58	13:30:59.459
9 -	1:06.887	0.232	106.51	13:32:06.346
10 -	1:07.054	0.399	106.25	13:33:13.400
11 -	1:07.201	0.546	106.01	13:34:20.601
12 -	1:06.655 (1)		106.88	13:35:27.256
13 -	1:06.777	0.122	106.69	13:36:34.033
14 -	1:06.739	0.084	106.75	13:37:40.772
15 -	1:07.860	1.205	104.99	13:38:48.632
16 -	1:06.724 (2)	0.069	106.77	13:39:55.356
17 -	1:06.738 (3)	0.083	106.75	13:41:02.094

P2 4 Dominik JACKSON				
LAP	LAP TIME	DIFF	MPH	TIME OF DAY
1 -	1:16.565	9.951	93.05	13:21:28.354
2 -	2:07.393	1:00.779	55.92	13:23:35.747
3 -	1:48.102	41.488	65.90	13:25:23.849
4 -	1:08.073	1.459	104.66	13:26:31.922
5 -	1:07.254	0.640	105.93	13:27:39.176
6 -	1:07.006	0.392	106.32	13:28:46.182
7 -	1:07.295	0.681	105.87	13:29:53.477
8 -	1:07.184	0.570	106.04	13:31:00.661
9 -	1:06.912	0.298	106.47	13:32:07.573
10 -	1:07.179	0.565	106.05	13:33:14.752
11 -	1:06.614 (1)		106.95	13:34:21.366
12 -	1:06.851	0.237	106.57	13:35:28.217
13 -	1:07.324	0.710	105.82	13:36:35.541
14 -	1:06.694 (2)	0.080	106.82	13:37:42.235
15 -	1:07.195	0.581	106.02	13:38:49.430
16 -	1:06.920	0.306	106.46	13:39:56.350
17 -	1:06.700 (3)	0.086	106.81	13:41:03.050

P3 52 Mark RICHARDS				
LAP	LAP TIME	DIFF	MPH	TIME OF DAY
1 -	1:18.227	11.306	91.07	13:21:30.016
2 -	2:06.708	59.787	56.22	13:23:36.724
3 -	1:47.881	40.960	66.04	13:25:24.605
4 -	1:08.679	1.758	103.73	13:26:33.284
5 -	1:07.648	0.727	105.31	13:27:40.932
6 -	1:07.327	0.406	105.82	13:28:48.259
7 -	1:07.517	0.596	105.52	13:29:55.776
8 -	1:07.154	0.233	106.09	13:31:02.930
9 -	1:07.355	0.434	105.77	13:32:10.285
10 -	1:07.017	0.096	106.31	13:33:17.302
11 -	1:06.921 (1)		106.46	13:34:24.223
12 -	1:07.132	0.211	106.12	13:35:31.355
13 -	1:06.982 (3)	0.061	106.36	13:36:38.337
14 -	1:06.942 (2)	0.021	106.43	13:37:45.279
15 -	1:07.647	0.726	105.32	13:38:52.926
16 -	1:08.159	1.238	104.52	13:40:01.085
17 -	1:07.225	0.304	105.98	13:41:08.310

DIFF = Difference To Personal Best Lap

P4 11 Jac CONSTABLE				
LAP	LAP TIME	DIFF	MPH	TIME OF DAY
1 -	1:19.319	11.284	89.82	13:21:31.108
2 -	2:06.696	58.661	56.23	13:23:37.804
3 -	1:47.489	39.454	66.28	13:25:25.293
4 -	1:10.193	2.158	101.50	13:26:35.486
5 -	1:09.353	1.318	102.73	13:27:44.839
6 -	1:08.363	0.328	104.21	13:28:53.202
7 -	1:08.189	0.154	104.48	13:30:01.391
8 -	1:08.116	0.081	104.59	13:31:09.507
9 -	1:08.337	0.302	104.25	13:32:17.844
10 -	1:08.674	0.639	103.74	13:33:26.518
11 -	1:08.275	0.240	104.35	13:34:34.793
12 -	1:08.371	0.336	104.20	13:35:43.164
13 -	1:08.035 (1)		104.72	13:36:51.199
14 -	1:08.076 (3)	0.041	104.65	13:37:59.275
15 -	1:08.194	0.159	104.47	13:39:07.469
16 -	1:08.118	0.083	104.59	13:40:15.587
17 -	1:08.055 (2)	0.020	104.68	13:41:23.642

P5 8 Spencer BOURNE				
LAP	LAP TIME	DIFF	MPH	TIME OF DAY
1 -	1:21.134	13.112	87.81	13:21:32.923
2 -	2:07.822	59.800	55.73	13:23:40.745
3 -	1:46.182	38.160	67.09	13:25:26.927
4 -	1:09.901	1.879	101.92	13:26:36.828
5 -	1:08.777	0.755	103.59	13:27:45.605
6 -	1:08.225 (3)	0.203	104.42	13:28:53.830
7 -	1:08.451	0.429	104.08	13:30:02.281
8 -	1:08.044 (2)	0.022	104.70	13:31:10.325
9 -	1:08.022 (1)		104.74	13:32:18.347
10 -	1:08.828	0.806	103.51	13:33:27.175
11 -	1:08.414	0.392	104.14	13:34:35.589
12 -	1:09.218	1.196	102.93	13:35:44.807
13 -	1:09.075	1.053	103.14	13:36:53.882
14 -	1:08.655	0.633	103.77	13:38:02.537
15 -	1:08.486	0.464	104.03	13:39:11.023
16 -	1:08.256	0.234	104.38	13:40:19.279
17 -	1:08.275	0.253	104.35	13:41:27.554

P6 57 Brian MURPHY				
LAP	LAP TIME	DIFF	MPH	TIME OF DAY
1 -	1:20.496	12.344	88.50	13:21:32.285
2 -	2:07.227	59.075	55.99	13:23:39.512
3 -	1:47.072	38.920	66.54	13:25:26.584
4 -	1:10.459	2.307	101.11	13:26:37.043
5 -	1:09.042	0.890	103.19	13:27:46.085
6 -	1:08.430	0.278	104.11	13:28:54.515
7 -	1:08.354	0.202	104.23	13:30:02.869
8 -	1:08.183 (2)	0.031	104.49	13:31:11.052
9 -	1:08.549	0.397	103.93	13:32:19.601
10 -	1:08.362	0.210	104.21	13:33:27.963
11 -	1:08.562	0.410	103.91	13:34:36.525
12 -	1:09.068	0.916	103.15	13:35:45.593
13 -	1:08.737	0.585	103.65	13:36:54.330
14 -	1:08.683	0.531	103.73	13:38:03.013
15 -	1:09.093	0.941	103.11	13:39:12.106
16 -	1:08.152 (1)		104.54	13:40:20.258
17 -	1:08.274 (3)	0.122	104.35	13:41:28.532

Weather / Track : Bright / Dry

Donington Park National
Circuit Length = 1.9790 miles
Start: 13:20 Flag 13:41 End: 13:42

MSVR Club Car Championships - Donington Park National - 6th/7th April 2019

Radical Challenge Championship

RACE 3 - LAP ANALYSIS

DIFF = Difference To Personal Best Lap

P7 66 Brian CAUDWELL				
LAP	LAP TIME	DIFF	MPH	TIME OF DAY
1 -	1:19.956	11.930	89.10	13:21:31.745
2 -	2:07.107	59.081	56.05	13:23:38.852
3 -	1:47.201	39.175	66.46	13:25:26.053
4 -	1:10.585	2.559	100.93	13:26:36.638
5 -	1:10.812	2.786	100.61	13:27:47.450
6 -	1:08.621	0.595	103.82	13:28:56.071
7 -	1:08.340	0.314	104.25	13:30:04.411
8 -	1:09.344	1.318	102.74	13:31:13.755
9 -	1:08.564	0.538	103.91	13:32:22.319
10 -	1:08.356	0.330	104.22	13:33:30.675
11 -	1:08.317	0.291	104.28	13:34:38.992
12 -	1:08.258 (3)	0.232	104.37	13:35:47.250
13 -	1:08.026 (1)		104.73	13:36:55.276
14 -	1:08.107 (2)	0.081	104.60	13:38:03.383
15 -	1:09.264	1.238	102.86	13:39:12.647
16 -	1:08.630	0.604	103.81	13:40:21.277
17 -	1:08.292	0.266	104.32	13:41:29.569

P8 80 Peter TYLER				
LAP	LAP TIME	DIFF	MPH	TIME OF DAY
1 -	1:22.216	13.158	86.65	13:21:34.005
2 -	2:07.638	58.580	55.81	13:23:41.643
3 -	1:46.008	36.950	67.20	13:25:27.651
4 -	1:10.548	1.490	100.98	13:26:38.199
5 -	1:10.082	1.024	101.66	13:27:48.281
6 -	1:09.572	0.514	102.40	13:28:57.853
7 -	1:09.592	0.534	102.37	13:30:07.445
8 -	1:09.909	0.851	101.91	13:31:17.354
9 -	1:09.569	0.511	102.41	13:32:26.923
10 -	1:09.641	0.583	102.30	13:33:36.564
11 -	1:09.455 (3)	0.397	102.57	13:34:46.019
12 -	1:09.086 (2)	0.028	103.12	13:35:55.105
13 -	1:09.591	0.533	102.37	13:37:04.696
14 -	1:09.058 (1)		103.16	13:38:13.754
15 -	1:09.640	0.582	102.30	13:39:23.394
16 -	1:09.486	0.428	102.53	13:40:32.880
17 -	1:09.729	0.671	102.17	13:41:42.609

P9 10 John CAUDWELL				
LAP	LAP TIME	DIFF	MPH	TIME OF DAY
1 -	1:23.331	14.338	85.49	13:21:35.120
2 -	2:09.028	1:00.035	55.21	13:23:44.148
3 -	1:44.723	35.730	68.03	13:25:28.871
4 -	1:10.477	1.484	101.09	13:26:39.348
5 -	1:09.847	0.854	102.00	13:27:49.195
6 -	1:09.654	0.661	102.28	13:28:58.849
7 -	1:10.273	1.280	101.38	13:30:09.122
8 -	1:08.993 (1)		103.26	13:31:18.115
9 -	1:09.130 (2)	0.137	103.06	13:32:27.245
10 -	1:09.808	0.815	102.06	13:33:37.053
11 -	1:09.643	0.650	102.30	13:34:46.696
12 -	1:09.285	0.292	102.83	13:35:55.981
13 -	1:09.725	0.732	102.18	13:37:05.706
14 -	1:09.189 (3)	0.196	102.97	13:38:14.895
15 -	1:09.341	0.348	102.74	13:39:24.236
16 -	1:09.796	0.803	102.07	13:40:34.032
17 -	1:09.326	0.333	102.77	13:41:43.358

DIFF = Difference To Personal Best Lap

P10 28 Elliot GOODMAN				
LAP	LAP TIME	DIFF	MPH	TIME OF DAY
1 -	1:22.610	13.241	86.24	13:21:34.399
2 -	2:08.606	59.237	55.39	13:23:43.005
3 -	1:45.034	35.665	67.83	13:25:28.039
4 -	1:10.711	1.342	100.75	13:26:38.750
5 -	1:09.895	0.526	101.93	13:27:48.645
6 -	1:09.584	0.215	102.38	13:28:58.229
7 -	1:10.764	1.395	100.68	13:30:08.993
8 -	1:10.064	0.695	101.68	13:31:19.057
9 -	1:09.658	0.289	102.28	13:32:28.715
10 -	1:09.369 (1)		102.70	13:33:38.084
11 -	1:09.751	0.382	102.14	13:34:47.835
12 -	1:09.413 (2)	0.044	102.64	13:35:57.248
13 -	1:09.620	0.251	102.33	13:37:06.868
14 -	1:09.440 (3)	0.071	102.60	13:38:16.308
15 -	1:10.333	0.964	101.29	13:39:26.641
16 -	1:11.783	2.414	99.25	13:40:38.424
17 -	1:12.238	2.869	98.62	13:41:50.662

P11 73 John HINDHAUGH				
LAP	LAP TIME	DIFF	MPH	TIME OF DAY
1 -	1:27.793	18.887	81.15	13:21:39.582
2 -	2:07.235	58.329	55.99	13:23:46.817
3 -	1:42.934	34.028	69.21	13:25:29.751
4 -	1:14.001	5.095	96.27	13:26:43.752
5 -	1:11.225	2.319	100.03	13:27:54.977
6 -	1:11.325	2.419	99.88	13:29:06.302
7 -	1:12.389	3.483	98.42	13:30:18.691
8 -	1:11.661	2.755	99.42	13:31:30.352
9 -	1:09.896	0.990	101.93	13:32:40.248
10 -	1:09.795 (3)	0.889	102.07	13:33:50.043
11 -	1:09.610 (2)	0.704	102.35	13:34:59.653
12 -	1:10.253	1.347	101.41	13:36:09.906
13 -	1:09.974	1.068	101.81	13:37:19.880
14 -	1:10.654	1.748	100.83	13:38:30.534
15 -	1:08.906 (1)		103.39	13:39:39.440
16 -	1:10.024	1.118	101.74	13:40:49.464
17 -	1:09.878	0.972	101.95	13:41:59.342

P12 35 Grant DALTON				
LAP	LAP TIME	DIFF	MPH	TIME OF DAY
1 -	1:23.951	12.057	84.86	13:21:35.740
2 -	2:09.742	57.848	54.91	13:23:45.482
3 -	1:43.899	32.005	68.57	13:25:29.381
4 -	1:15.057	3.163	94.92	13:26:44.438
5 -	1:13.375	1.481	97.09	13:27:57.813
6 -	1:12.460	0.566	98.32	13:29:10.273
7 -	1:12.831	0.937	97.82	13:30:23.104
8 -	1:13.061	1.167	97.51	13:31:36.165
9 -	1:12.362	0.468	98.45	13:32:48.527
10 -	1:12.390	0.496	98.42	13:34:00.917
11 -	1:11.894 (1)		99.09	13:35:12.811
12 -	1:12.340	0.446	98.48	13:36:25.151
13 -	1:12.116 (2)	0.222	98.79	13:37:37.267
14 -	1:12.391	0.497	98.41	13:38:49.658
15 -	1:13.035	1.141	97.55	13:40:02.693
16 -	1:12.212 (3)	0.318	98.66	13:41:14.905

P13 24 Peter BROOKES				
LAP	LAP TIME	DIFF	MPH	TIME OF DAY

Weather / Track : Bright / Dry

Donington Park National
Circuit Length = 1.9790 miles
Start: 13:20 Flag 13:41 End: 13:42

MSVR Club Car Championships - Donington Park National - 6th/7th April 2019

Radical Challenge Championship

RACE 3 - LAP ANALYSIS

DIFF = Difference To Personal Best Lap

1 -	1:36.938	28.406	73.49	13:21:48.727
2 -	1:58.761	50.229	59.99	13:23:47.488
3 -	1:42.667	34.135	69.39	13:25:30.155
4 -	1:13.787	5.255	96.55	13:26:43.942
5 -	1:11.505	2.973	99.63	13:27:55.447
6 -	1:10.424	1.892	101.16	13:29:05.871
7 -	1:09.115 (3)	0.583	103.08	13:30:14.986
8 -	1:10.631	2.099	100.87	13:31:25.617
9 -	1:09.803	1.271	102.06	13:32:35.420
10 -	1:09.211	0.679	102.94	13:33:44.631
11 -	1:09.451	0.919	102.58	13:34:54.082
12 -	1:08.933 (2)	0.401	103.35	13:36:03.015
13 -	1:08.532 (1)		103.96	13:37:11.547
14 -	2:07.355	58.823	55.94	13:39:18.902
15 -	1:09.369	0.837	102.70	13:40:28.271
16 -	1:09.950	1.418	101.85	13:41:38.221

P14 14 John MACLEOD

LAP	LAP TIME	DIFF	MPH	TIME OF DAY
1 -	1:18.690	10.431	90.54	13:21:30.479
2 -	2:06.811	58.552	56.18	13:23:37.290
3 -	1:47.788	39.529	66.09	13:25:25.078
4 -	1:09.372	1.113	102.70	13:26:34.450
5 -	1:08.729	0.470	103.66	13:27:43.179
6 -	1:08.337 (2)	0.078	104.25	13:28:51.516
7 -	1:08.661	0.402	103.76	13:30:00.177
8 -	1:08.475 (3)	0.216	104.04	13:31:08.652
9 -	1:08.259 (1)		104.37	13:32:16.911
10 -	1:09.199	0.940	102.95	13:33:26.110
11 -	1:08.511	0.252	103.99	13:34:34.621
12 -	1:09.489	1.230	102.52	13:35:44.110
13 -	1:09.341	1.082	102.74	13:36:53.451
14 -	1:08.917	0.658	103.38	13:38:02.368

P15 23 Jason RISHOVER

LAP	LAP TIME	DIFF	MPH	TIME OF DAY
1 -	1:43.072	33.492	69.12	13:21:54.861
2 -	1:53.370	43.790	62.84	13:23:48.231
3 -	1:42.367	32.787	69.59	13:25:30.598
4 -	1:12.616	3.036	98.11	13:26:43.214
5 -	1:10.088 (3)	0.508	101.65	13:27:53.302
6 -	1:09.580 (1)		102.39	13:29:02.882
7 -	1:09.622 (2)	0.042	102.33	13:30:12.504
8 -	1:38.639 P	29.059	72.22	13:31:51.143

P16 29 Marcello MARATEOTTO

LAP	LAP TIME	DIFF	MPH	TIME OF DAY
1 -	1:39.503 P		71.60	13:21:51.292

MSVR Club Car Championships - Donington Park National - 6th/7th April 2019

Radical Challenge Championship

RACE 3 - STATISTICS

Competitors Started 18
Planned Start 2019-04-06 @ 13:20:00.000
Actual Start 2019-04-06 @ 13:20:11.789
Finish Time 2019-04-06 @ 13:41:01.265
Track Length 1.9790mi.
Total Laps 242
Total Distance Covered 478.9342mi.

Session Fastest Lap History

NO	NAME	LAP TIME	TIME OF DAY	LAP	VEHICLE
5	Jerome DE SADELEER	2:07.490	13:23:35.015	2	SR3 RSX
4	Dominik JACKSON	2:07.393	13:23:35.767	2	SR3 RSX
52	Mark RICHARDS	2:06.708	13:23:36.751	2	SR3 RSX
11	Jac CONSTABLE	2:06.696	13:23:37.831	2	SR3 RSX
24	Peter BROOKES	1:58.761	13:23:47.514	2	SR3 RSX
23	Jason RISHOVER	1:53.370	13:23:48.235	2	SR3 RSX
5	Jerome DE SADELEER	1:48.590	13:25:23.587	3	SR3 RSX
4	Dominik JACKSON	1:48.102	13:25:23.859	3	SR3 RSX
52	Mark RICHARDS	1:47.881	13:25:24.617	3	SR3 RSX
14	John MACLEOD	1:47.788	13:25:25.089	3	SR3 RSX
11	Jac CONSTABLE	1:47.489	13:25:25.303	3	SR3 RSX
66	Brian CAUDWELL	1:47.201	13:25:26.065	3	SR3 RSX
57	Brian MURPHY	1:47.072	13:25:26.598	3	SR3 RSX
8	Spencer BOURNE	1:46.182	13:25:26.927	3	SR3 RSX
80	Peter TYLER	1:46.008	13:25:27.664	3	SR3 RSX
28	Elliot GOODMAN	1:45.034	13:25:28.051	3	SR3 RSX
10	John CAUDWELL	1:44.723	13:25:28.883	3	SR3 RSX
35	Grant DALTON	1:43.899	13:25:29.393	3	SR3 RSX
73	John HINDHAUGH	1:42.934	13:25:29.763	3	SR3 RSX
24	Peter BROOKES	1:42.667	13:25:30.169	3	SR3 RSX
23	Jason RISHOVER	1:42.367	13:25:30.596	3	SR3 RSX
5	Jerome DE SADELEER	1:07.667	13:26:31.254	4	SR3 RSX
5	Jerome DE SADELEER	1:07.283	13:27:38.540	5	SR3 RSX
4	Dominik JACKSON	1:07.254	13:27:39.187	5	SR3 RSX
5	Jerome DE SADELEER	1:07.058	13:28:45.597	6	SR3 RSX
4	Dominik JACKSON	1:07.006	13:28:46.193	6	SR3 RSX
5	Jerome DE SADELEER	1:06.844	13:30:59.472	8	SR3 RSX
4	Dominik JACKSON	1:06.614	13:34:21.378	11	SR3 RSX

Session Leader History

NO	NAME	FROM LAP	LAPS LED	DISTANCE	VEHICLE
5	Jerome DE SADELEER	1	17	33.60 miles	SR3 RSX

Flag History

TYPE	TIME OF DAY
GREEN	13:20:11.789
SAFETY	13:21:19.391
GREEN	13:25:19.203
FINISH	13:41:01.265

Flag Statistics

TYPE	COUNT	TOTAL LAPS	TOTAL TIME
Green	2	14	16:49.664
Red	0	0	0.000
Safety Car	1	2	3:59.811
FCY	0	0	0.000

Weather / Track : Bright / Dry

These results are provisional until the conclusion of any judicial and technical matters.


Donington Park National
Circuit Length = 1.9790 miles
Start: 13:20 Flag 13:41 End: 13:42

Clerk Of Course :		Timekeeper :	
-------------------	--	--------------	--

MSVR Club Car Championships - Donington Park National - 6th/7th April 2019

Radical Challenge Championship

RACE 5 - GRID (50 minutes)

ROW 10	19	0.000 94 Oli MARATEOTTO JR		
ROW 9	17	0.000 31 Rod GOODMAN	18	0.000 6 Barry LIVERSIDGE
ROW 8	15	11:39.354 23 Jason RISHOVER	16	1:39.503 29 Marcello MARATEOTTO
ROW 7	13	21:26.432 24 Peter BROOKES	14	17:50.579 14 John MACLEOD
ROW 6	11	21:47.553 73 John HINDHAUGH	12	21:03.116 35 Grant DALTON
ROW 5	9	21:31.569 10 John CAUDWELL	10	21:38.873 28 Elliot GOODMAN
ROW 4	7	21:17.780 66 Brian CAUDWELL	8	21:30.820 80 Peter TYLER
ROW 3	5	21:15.765 8 Spencer BOURNE	6	21:16.743 57 Brian MURPHY
ROW 2	3	21:01.521 52 Mark RICHARDS	4	21:11.853 11 Jac CONSTABLE
ROW 1	1	20:50.305 5 Jerome DE SADELEER	2	20:51.261 4 Dominik JACKSON
Pole				
				

Donington Park National
Circuit Length = 1.9790 miles

These results are provisional until the conclusion of any judicial and technical matters.

Clerk Of Course :

Timekeeper :

MSVR Club Car Championships - Donington Park National - 6th/7th April 2019

Radical Challenge Championship

RACE 5 - CLASSIFICATION

POS	NO	NAME	ENTRY	LAPS	TIME	GAP	DIFF	MPH	BEST	ON
1	4	Dominik JACKSON	SR3 RSX	40	50:57.396			93.16	1:06.451	34
2	11	Jac CONSTABLE	SR3 RSX	40	51:11.005	13.609	13.609	92.75	1:07.410	35
3	5*	Jerome DE SADELEER	SR3 RSX	40	51:15.941	18.545	4.936	92.60	1:06.496	36
4	28	Elliot GOODMAN	SR3 RSX	40	51:19.888	22.492	3.947	92.48	1:07.582	37
5	57	Brian MURPHY	SR3 RSX	40	51:22.661	25.265	2.773	92.40	1:07.348	38
6	14*	John MACLEOD	SR3 RSX	40	51:25.581	28.185	2.920	92.31	1:07.435	38
7	23	Jason RISHOVER	SR3 RSX	40	51:30.231	32.835	4.650	92.17	1:07.822	29
8	31	Rod GOODMAN	SR3 RSX	40	51:30.451	33.055	0.220	92.17	1:07.902	35
9	80	Peter TYLER	SR3 RSX	40	51:39.782	42.386	9.331	91.89	1:08.425	28
10	66*	Brian CAUDWELL	SR3 RSX	40	51:46.066	48.670	6.284	91.70	1:07.924	35
11	24	Peter BROOKES	SR3 RSX	40	51:58.689	1:01.293	12.623	91.33	1:09.206	35
12	73	John HINDHAUGH	SR3 RSX	39	51:58.017	1 Lap	1 Lap	89.07	1:09.037	32
13	10*	John CAUDWELL	SR3 RSX	39	52:23.096	1 Lap	25.079	88.36	1:08.089	28
14	35	Grant DALTON	SR3 RSX	38	51:57.553	2 Laps	1 Lap	86.79	1:11.290	38
15	6	Barry LIVERSIDGE	SR3 RSX	38	51:59.220	2 Laps	1.667	86.75	1:08.993	33

NOT CLASSIFIED

NC	29*	Marcello MARATEOTTO	SR3 RSX	22	31:22.782	18 Laps	16 Laps	83.17	1:08.456	10
NC	8	Spencer BOURNE	SR3 RSX	14	19:21.825	26 Laps	8 Laps	85.73	1:08.377	13
NC	52	Mark RICHARDS	SR3 RSX	1	2:10.841	39 Laps	13 Laps	53.40		

FASTEST LAP

4	Dominik JACKSON	SR3 RSX	34	1:06.451	107.21 mph	172.54 kph
---	-----------------	---------	----	----------	------------	------------

Track Limits penalties applied -

5 seconds Car 29, 14 & 10

15 seconds Car 5 & 66

Car 10 - 30 second drive through penalty in lieu of drive through penalty

Donington Park National
Circuit Length = 1.9790 miles
Start: 11:00 Flag 11:51 End: 11:52

Weather / Track : Cloudy / Dry

These results are provisional until the conclusion of any judicial and technical matters.

Clerk Of Course :	Timekeeper :
-------------------	--------------

MSVR Club Car Championships - Donington Park National - 6th/7th April 2019

Radical Challenge Championship

RACE 5 - LAP CHART

LAP 1 @ 11:02:14.595			LAP 2 @ 11:03:25.636			LAP 3 @ 11:04:45.079			LAP 4 @ 11:06:56.695			LAP 5 @ 11:09:00.457		
NO	BEHIND	LAP TIME	NO	BEHIND	LAP TIME	NO	BEHIND	LAP TIME	NO	BEHIND	LAP TIME	NO	BEHIND	LAP TIME
4		2:10.579	5		1:11.002	5		1:19.443	5		2:11.616	5		2:03.762
5	0.039	2:10.618	4	0.618	1:11.659	4	1.352	1:20.177	4	0.911	2:11.175	4	0.250	2:03.101
11	0.190	2:10.769	11	2.360	1:13.211	11	2.722	1:19.805	11	1.564	2:10.458	11	0.841	2:03.039
52	0.262	2:10.841	57	2.974	1:13.558	57	5.320	1:21.789	57	2.424	2:08.720	57	1.561	2:02.899
57	0.457	2:11.036	80	5.533	1:15.786	66	5.892	1:19.406	66	3.104	2:08.828	66	1.788	2:02.446
8	0.501	2:11.080	66	5.929	1:16.250	80	6.444	1:20.354	80	4.460	2:09.632	80	2.598	2:01.900
66	0.720	2:11.299	8	6.546	1:17.086	8	7.070	1:19.967	8	5.052	2:09.598	8	2.781	2:01.491
80	0.788	2:11.367	23	7.372	1:16.613	23	8.183	1:20.254	23	5.717	2:09.150	23	3.422	2:01.467
10	0.949	2:11.528	14	7.678	1:17.126	14	9.402	1:21.167	14	6.287	2:08.501	14	3.869	2:01.344
28	1.167	2:11.746	10	8.106	1:18.198	10	11.153	1:22.490	10	7.279	2:07.742	10	4.311	2:00.794
73	1.302	2:11.881	29	8.450	1:17.699	29	12.075	1:23.068	29	7.977	2:07.518	29	4.985	2:00.770
35	1.454	2:12.033	28	9.412	1:19.286	28	12.928	1:22.959	28	9.264	2:07.952	28	5.249	1:59.747
24	1.567	2:12.146	31	10.059	1:18.844	31	13.978	1:23.362	31	10.162	2:07.800	31	5.898	1:59.498
14	1.593	2:12.172	35	10.932	1:20.519	35	14.684	1:23.195	35	11.154	2:08.086	35	6.713	1:59.321
29	1.792	2:12.371	24	11.315	1:20.789	24	15.263	1:23.391	24	11.678	2:08.031	24	7.049	1:59.133
23	1.800	2:12.379	6	1 Lap	3:35.957	6	1 Lap	1:20.985	6	1 Lap	2:08.518	6	1 Lap	1:58.730
31	2.256	2:12.835	73	20.194	1:29.933	73	25.461	1:24.710	73	15.240	2:01.395	73	7.940	1:56.462

Weather / Track : Cloudy / Dry

Results can be found at www.tsl-timing.com

Page 1 of 8

Donington Park National
 Circuit Length = 1.9790 miles
 Start: 11:00 Flag 11:51 End: 11:52

Printed - 11:54 Sunday, 07 April 2019

MSVR Club Car Championships - Donington Park National - 6th/7th April 2019

Radical Challenge Championship

RACE 5 - LAP CHART

LAP 6 @ 11:10:08.528			LAP 7 @ 11:11:16.549			LAP 8 @ 11:12:24.280			LAP 9 @ 11:13:31.543			LAP 10 @ 11:14:39.307		
NO	BEHIND	LAP TIME	NO	BEHIND	LAP TIME	NO	BEHIND	LAP TIME	NO	BEHIND	LAP TIME	NO	BEHIND	LAP TIME
5		1:08.071	5		1:08.021	5		1:07.731	5		1:07.263	5		1:07.764
4	1.121	1:08.942	4	1.168	1:08.068	4	0.758	1:07.321	4	0.739	1:07.244	4	0.700	1:07.725
11	2.441	1:09.671	11	3.377	1:08.957	11	4.127	1:08.481	11	5.079	1:08.215	6	2 Laps	1:11.813
57	3.604	1:10.114	57	5.174	1:09.591	57	6.601	1:09.158	57	8.578	1:09.240	11	5.823	1:08.508
66	4.303	1:10.586	66	6.408	1:10.126	66	8.313	1:09.636	66	10.287	1:09.237	57	9.528	1:08.714
8	5.150	1:10.440	8	7.017	1:09.888	8	8.446	1:09.160	8	10.586	1:09.403	8	12.219	1:09.397
80	6.461	1:11.934	80	8.743	1:10.303	80	10.857	1:09.845	80	13.146	1:09.552	66	12.584	1:10.061
23	7.259	1:11.908	14	9.528	1:10.184	14	11.145	1:09.348	14	13.482	1:09.600	80	14.723	1:09.341
14	7.365	1:11.567	23	10.364	1:11.126	23	12.101	1:09.468	23	14.223	1:09.385	14	14.938	1:09.220
10	9.944	1:13.704	29	14.385	1:12.140	29	16.247	1:09.593	29	17.799	1:08.815	23	15.460	1:09.001
29	10.266	1:13.352	28	15.677	1:12.991	28	17.569	1:09.623	28	19.295	1:08.989	29	18.491	1:08.456
28	10.707	1:13.529	31	16.009	1:13.188	31	18.513	1:10.235	31	20.392	1:09.142	28	20.049	1:08.518
31	10.842	1:13.015	24	17.112	1:11.731	24	20.169	1:10.788	24	23.342	1:10.436	31	21.151	1:08.523
24	13.402	1:14.424	10	21.247	1:19.324	10	24.176	1:10.660	10	26.879	1:09.966	24	25.327	1:09.749
35	16.394	1:17.752	35	23.057	1:14.684	35	29.202	1:13.876	35	35.463	1:13.524	10	28.718	1:09.603
73	23.465	1:23.596	73	30.042	1:14.598	73	34.193	1:11.882	73	38.138	1:11.208	35	40.337	1:12.638
6	1 Lap	1:54.929	6	1 Lap	1:14.967	6	1 Lap	1:11.095				73	41.465	1:11.091

Weather / Track : Cloudy / Dry

MSVR Club Car Championships - Donington Park National - 6th/7th April 2019

Radical Challenge Championship

RACE 5 - LAP CHART

LAP 11 @ 11:15:46.572			LAP 12 @ 11:16:53.644			LAP 13 @ 11:18:01.449			LAP 14 @ 11:19:08.397			LAP 15 @ 11:20:15.185		
NO	BEHIND	LAP TIME	NO	BEHIND	LAP TIME	NO	BEHIND	LAP TIME	NO	BEHIND	LAP TIME	NO	BEHIND	LAP TIME
5		1:07.265	5		1:07.072	4		1:07.624	4		1:06.948	4		1:06.788
4	0.582	1:07.147	4	0.181	1:06.671	5	0.806	1:08.611	5	0.666	1:06.808	5	0.860	1:06.982
6	2 Laps	1:10.018	6	2 Laps	1:10.306	11	7.860	1:07.852	11	8.663	1:07.751	11	9.743	1:07.868
11	6.578	1:08.020	11	7.813	1:08.307	6	2 Laps	1:11.556	57	14.177	1:08.701	57	15.745	1:08.356
57	11.017	1:08.754	57	12.169	1:08.224	57	12.424	1:08.060	6	2 Laps	1:11.283	6	2 Laps	1:10.198
8	13.657	1:08.703	8	15.332	1:08.747	8	15.904	1:08.377	8	17.444	1:08.488	14	23.423	1:08.553
66	14.685	1:09.366	66	16.413	1:08.800	66	17.088	1:08.480	66	18.434	1:08.294	66	24.048	1:12.402
80	17.315	1:09.857	14	20.104	1:09.686	14	20.686	1:08.387	14	21.658	1:07.920	23	24.352	1:08.403
14	17.490	1:09.817	23	20.631	1:09.763	23	21.174	1:08.348	23	22.737	1:08.511	80	27.648	1:09.713
23	17.940	1:09.745	80	21.244	1:11.001	80	22.676	1:09.237	80	24.723	1:08.995	29	27.710	1:09.183
29	20.105	1:08.879	29	21.962	1:08.929	29	23.091	1:08.934	29	25.315	1:09.172	28	28.159	1:09.026
28	21.305	1:08.521	28	22.890	1:08.657	28	23.764	1:08.679	28	25.921	1:09.105	31	29.170	1:09.399
31	22.432	1:08.546	31	24.340	1:08.980	31	24.915	1:08.380	31	26.559	1:08.592	24	37.910	1:09.838
24	27.811	1:09.749	24	30.236	1:09.497	24	32.109	1:09.678	24	34.860	1:09.699	10	49.069	1:10.403
10	30.968	1:09.515	10	33.312	1:09.416	10	34.540	1:09.033	10	45.454	1:17.862	73	1:06.440	1:14.797
35	45.488	1:12.416	35	50.355	1:11.939	73	54.210	1:11.218	73	58.431	1:11.169	35	1:08.578	1:13.216
73	45.774	1:11.574	73	50.797	1:12.095	35	55.914	1:13.364	35	1:02.150	1:13.184			

Weather / Track : Cloudy / Dry

Results can be found at www.tsl-timing.com

Page 3 of 8

Donington Park National
 Circuit Length = 1.9790 miles
 Start: 11:00 Flag 11:51 End: 11:52

Printed - 11:54 Sunday, 07 April 2019

MSVR Club Car Championships - Donington Park National - 6th/7th April 2019

Radical Challenge Championship

RACE 5 - LAP CHART

LAP 16 @ 11:21:24.425			LAP 17 @ 11:23:22.080			LAP 18 @ 11:25:24.299			LAP 19 @ 11:27:25.147			LAP 20 @ 11:28:33.573		
NO	BEHIND	LAP TIME	NO	BEHIND	LAP TIME	NO	BEHIND	LAP TIME	NO	BEHIND	LAP TIME	NO	BEHIND	LAP TIME
5		1:08.380	5		1:57.655 P	11		1:31.454	11		2:00.848	11		1:08.426
4	0.579	1:09.819 P	14	1.166	1:35.833 P	35	1 Lap	2:04.161 P	4	0.371	2:00.493	4	0.171	1:08.226
11	11.442	1:10.939 P	23	2.187	1:34.714 P	4	0.726	1:29.618	57	1.551	2:00.861	57	2.146	1:09.021
57	18.054	1:11.549 P	29	3.490	1:30.860 P	6	2 Laps	2:03.772 P	66	1.655	2:00.459	66	2.868	1:09.639
6	2 Laps	1:10.867	24	5.066	1:22.788 P	57	1.538	1:21.467	28	2.169	1:59.366	28	3.256	1:09.513
14	22.988	1:08.805	10	7.595	1:15.136 P	66	2.044	1:19.925	31	3.398	1:59.418	31	4.097	1:09.125
23	25.128	1:10.016	11	30.765	2:16.978	28	3.651	1:15.574	80	3.645	1:58.673	80	5.011	1:09.792
66	29.028	1:14.220 P	4	33.327	2:30.403	31	4.828	1:15.632	73	1 Lap	1:48.332	14	5.524	1:09.857
29	30.285	1:11.815	57	42.290	2:21.891	80	5.820	1:13.182	14	4.093	1:48.266	23	5.780	1:09.857
80	33.092	1:14.684 P	66	44.338	2:12.965	73	1 Lap	2:19.062	23	4.349	1:45.366	73	1 Lap	1:11.947
28	33.734	1:14.815 P	28	50.296	2:14.217	14	16.675	2:17.728	10	4.748	1:43.497	5	7.507	1:10.212
31	34.800	1:14.870 P	31	51.415	2:14.270	23	19.831	2:19.863	24	5.426	1:39.749	10	8.240	1:11.918
24	39.933	1:11.263	80	54.857	2:19.420	10	22.099	2:16.723	5	5.721	1:39.486	29	8.637	1:10.763
10	50.114	1:10.285				24	26.525	2:23.678	29	6.300	1:36.034	24	9.062	1:12.062
35	1:55.885	1:56.547				5	27.083	2:29.302	6	2 Laps	2:13.718	6	2 Laps	1:10.037
73	1:57.144	1:59.944 P				29	31.114	2:29.843	35	1 Lap	2:20.601	35	1 Lap	1:13.334
6	1 Lap	1:36.488												

Weather / Track : Cloudy / Dry

Donington Park National
Circuit Length = 1.9790 miles
Start: 11:00 Flag 11:51 End: 11:52

MSVR Club Car Championships - Donington Park National - 6th/7th April 2019

Radical Challenge Championship

RACE 5 - LAP CHART

LAP 21 @ 11:29:44.288			LAP 22 @ 11:30:52.482			LAP 23 @ 11:32:01.566			LAP 24 @ 11:33:08.914			LAP 25 @ 11:34:16.045		
NO	BEHIND	LAP TIME	NO	BEHIND	LAP TIME	NO	BEHIND	LAP TIME	NO	BEHIND	LAP TIME	NO	BEHIND	LAP TIME
11		1:10.715	11		1:08.194	4		1:08.916	4		1:07.348	4		1:07.131
4	0.430	1:10.974	4	0.168	1:07.932	11	0.294	1:09.378	11	0.964	1:08.018	11	1.757	1:07.924
57	0.818	1:09.387	57	1.443	1:08.819	57	1.133	1:08.774	57	2.434	1:08.649	57	3.089	1:07.786
66	1.063	1:08.910	28	2.399	1:08.976	28	1.882	1:08.567	10	1 Lap	1:11.342	5	4.345	1:07.436
28	1.617	1:09.076	31	3.257	1:09.198	31	2.825	1:08.652	5	4.040	1:08.260	10	1 Lap	1:09.785
31	2.253	1:08.871	14	3.720	1:08.562	14	2.967	1:08.331	28	4.105	1:09.571	28	6.774	1:09.800
80	3.203	1:08.907	80	4.658	1:09.649	5	3.128	1:07.436	14	4.736	1:09.117	14	7.492	1:09.887
14	3.352	1:08.543	5	4.776	1:08.903	80	4.641	1:09.067	31	5.340	1:09.863	31	7.674	1:09.465
23	3.779	1:08.714	23	5.337	1:09.752	23	4.754	1:08.501	80	6.330	1:09.037	23	8.132	1:08.791
5	4.067	1:07.275	73	1 Lap	1:09.862	66	9.076	1:09.445	23	6.472	1:09.066	80	9.219	1:10.020
73	1 Lap	1:09.943	66	8.715	1:15.846	73	1 Lap	1:11.046	66	9.774	1:08.046	66	11.303	1:08.660
10	7.068	1:09.543	24	11.826	1:11.871	24	14.203	1:11.461	73	1 Lap	1:09.111	73	1 Lap	1:09.494
29	7.347	1:09.425	6	2 Laps	1:11.460	6	2 Laps	1:09.803	24	16.741	1:09.886	24	19.457	1:09.847
24	8.149	1:09.802	29	29.316	1:30.163 P	35	1 Lap	1:15.188	6	2 Laps	1:09.585	6	2 Laps	1:09.557
6	2 Laps	1:10.653	35	1 Lap	1:13.161				35	1 Lap	1:13.531	35	1 Lap	1:12.609
35	1 Lap	1:12.761	10	1:08.769	2:09.895									

Weather / Track : Cloudy / Dry

Results can be found at www.tsl-timing.com

Page 5 of 8

Donington Park National
 Circuit Length = 1.9790 miles
 Start: 11:00 Flag 11:51 End: 11:52

Printed - 11:54 Sunday, 07 April 2019

MSVR Club Car Championships - Donington Park National - 6th/7th April 2019

Radical Challenge Championship

RACE 5 - LAP CHART

LAP 26 @ 11:35:23.363			LAP 27 @ 11:36:30.560			LAP 28 @ 11:37:37.681			LAP 29 @ 11:38:44.647			LAP 30 @ 11:39:52.326		
NO	BEHIND	LAP TIME	NO	BEHIND	LAP TIME	NO	BEHIND	LAP TIME	NO	BEHIND	LAP TIME	NO	BEHIND	LAP TIME
4		1:07.318	4		1:07.197	4		1:07.121	4		1:06.966	4		1:07.679
11	2.099	1:07.660	11	2.678	1:07.776	11	3.632	1:08.075	5	4.308	1:06.766	35	2 Laps	1:13.369
57	3.883	1:08.112	5	4.357	1:07.223	5	4.508	1:07.272	11	5.356	1:08.690	5	3.965	1:07.336
5	4.331	1:07.304	57	6.176	1:09.490	57	7.658	1:08.603	57	8.649	1:07.957	11	5.451	1:07.774
10	1 Lap	1:08.938	28	9.780	1:08.808	28	10.821	1:08.162	28	11.832	1:07.977	57	9.251	1:08.281
28	8.169	1:08.713	14	10.790	1:09.452	14	11.686	1:08.017	14	12.561	1:07.841	28	12.207	1:08.054
14	8.535	1:08.361	31	11.423	1:09.183	31	12.788	1:08.486	31	13.902	1:08.080	14	13.057	1:08.175
31	9.437	1:09.081	23	12.092	1:09.597	23	13.412	1:08.441	23	14.268	1:07.822	31	14.379	1:08.156
23	9.692	1:08.878	80	12.805	1:09.244	80	14.109	1:08.425	80	15.577	1:08.434	23	14.597	1:08.008
80	10.758	1:08.857	10	1 Lap	1:12.555	66	14.780	1:08.379	66	15.978	1:08.164	66	18.932	1:10.633
66	12.473	1:08.488	66	13.522	1:08.246	10	1 Lap	1:09.359	10	1 Lap	1:08.089	80	19.485	1:11.587
73	1 Lap	1:09.437	73	1 Lap	1:09.474	73	1 Lap	1:09.262	73	1 Lap	1:09.778	10	1 Lap	1:11.159
24	21.510	1:09.371	24	23.599	1:09.286	24	26.070	1:09.592	24	28.967	1:09.863	24	30.647	1:09.359
6	2 Laps	1:09.830	6	2 Laps	1:09.437	6	2 Laps	1:09.558	6	2 Laps	1:09.181	73	1 Lap	1:17.924
35	1 Lap	1:12.279	35	1 Lap	1:12.318	35	1 Lap	1:12.093				6	2 Laps	1:09.271

Weather / Track : Cloudy / Dry

Donington Park National
 Circuit Length = 1.9790 miles
 Start: 11:00 Flag 11:51 End: 11:52

MSVR Club Car Championships - Donington Park National - 6th/7th April 2019

Radical Challenge Championship

RACE 5 - LAP CHART

LAP 31 @ 11:40:59.284			LAP 32 @ 11:42:06.209			LAP 33 @ 11:43:13.166			LAP 34 @ 11:44:19.617			LAP 35 @ 11:45:26.530		
NO	BEHIND	LAP TIME	NO	BEHIND	LAP TIME	NO	BEHIND	LAP TIME	NO	BEHIND	LAP TIME	NO	BEHIND	LAP TIME
4		1:06.958	4		1:06.925	4		1:06.957	4		1:06.451	4		1:06.913
5	4.484	1:07.477	5	4.482	1:06.923	5	4.426	1:06.901	5	4.928	1:06.953	5	4.861	1:06.846
11	7.072	1:08.579	11	7.850	1:07.703	11	8.588	1:07.695	11	9.688	1:07.551	11	10.185	1:07.410
35	2 Laps	1:13.743	57	13.648	1:09.583	57	14.916	1:08.225	57	16.366	1:07.901	57	17.328	1:07.875
57	10.990	1:08.697	28	15.068	1:08.829	28	15.957	1:07.846	28	17.277	1:07.771	28	18.141	1:07.777
28	13.164	1:07.915	14	15.890	1:08.907	14	16.692	1:07.759	14	18.197	1:07.956	14	18.828	1:07.544
14	13.908	1:07.809	23	18.174	1:08.790	23	19.216	1:07.999	23	20.628	1:07.863	23	22.637	1:08.922
23	16.309	1:08.670	35	2 Laps	1:15.818	31	20.602	1:08.408	31	22.173	1:08.022	31	23.162	1:07.902
31	17.022	1:09.601	31	19.151	1:09.054	66	23.139	1:08.811	66	24.676	1:07.988	66	25.687	1:07.924
66	19.977	1:08.003	66	21.285	1:08.233	80	25.034	1:09.154	80	27.406	1:08.823	80	29.286	1:08.793
80	21.191	1:08.664	80	22.837	1:08.571	35	2 Laps	1:13.744	10	1 Lap	1:11.613	10	1 Lap	1:09.408
10	1 Lap	1:09.289	10	1 Lap	1:08.692	10	1 Lap	1:09.306	35	2 Laps	1:12.383	35	2 Laps	1:11.942
24	34.115	1:10.426	24	37.462	1:10.272	24	40.500	1:09.995	24	43.922	1:09.873	24	46.215	1:09.206
73	1 Lap	1:10.078	73	1 Lap	1:09.780	73	1 Lap	1:09.037	73	1 Lap	1:09.202	73	1 Lap	1:09.485
6	2 Laps	1:09.478	6	2 Laps	1:09.652	6	2 Laps	1:09.263	6	2 Laps	1:09.407	6	2 Laps	1:08.993

Weather / Track : Cloudy / Dry

Results can be found at www.tsl-timing.com

Page 7 of 8

Donington Park National
Circuit Length = 1.9790 miles
Start: 11:00 Flag 11:51 End: 11:52

Printed - 11:54 Sunday, 07 April 2019

MSVR Club Car Championships - Donington Park National - 6th/7th April 2019

Radical Challenge Championship

RACE 5 - LAP CHART

LAP 36 @ 11:46:33.395			LAP 37 @ 11:47:40.469			LAP 38 @ 11:48:47.282			LAP 39 @ 11:49:54.145			LAP 40 @ 11:51:01.412		
NO	BEHIND	LAP TIME	NO	BEHIND	LAP TIME	NO	BEHIND	LAP TIME	NO	BEHIND	LAP TIME	NO	BEHIND	LAP TIME
4		1:06.865	4		1:07.074	4		1:06.813	4		1:06.863	4		1:07.267
5	4.492	1:06.496	5	4.069	1:06.651	5	4.028	1:06.772	5	3.851	1:06.686	5	3.545	1:06.961
11	11.000	1:07.680	11	11.625	1:07.699	11	12.352	1:07.540	11	13.130	1:07.641	11	13.609	1:07.746
57	18.305	1:07.842	57	18.834	1:07.603	57	19.369	1:07.348	57	20.579	1:08.073	28	22.492	1:08.607
28	18.954	1:07.678	28	19.462	1:07.582	28	20.431	1:07.782	28	21.152	1:07.584	14	23.185	1:08.204
14	19.507	1:07.544	14	20.384	1:07.951	14	21.006	1:07.435	14	22.248	1:08.105	57	25.265	1:11.953
23	24.663	1:08.891	23	26.699	1:09.110	23	28.173	1:08.287	23	30.956	1:09.646	23	32.835	1:09.146
31	25.283	1:08.986	31	27.100	1:08.891	31	28.914	1:08.627	31	31.307	1:09.256	31	33.055	1:09.015
66	28.666	1:09.844	66	29.825	1:08.233	66	31.518	1:08.506	66	32.682	1:08.027	66	33.670	1:08.255
80	31.303	1:08.882	80	33.508	1:09.279	80	36.125	1:09.430	80	39.347	1:10.085	80	42.386	1:10.306
10	1 Lap	1:09.437	10	1 Lap	1:08.837	10	1 Lap	1:08.374	10	1 Lap	1:10.027	10	1 Lap	1:14.651
35	2 Laps	1:11.321	35	2 Laps	1:11.651	35	2 Laps	1:12.127	35	2 Laps	1:11.835	35	2 Laps	1:11.290
24	48.617	1:09.267	24	51.143	1:09.600	24	53.688	1:09.358	24	56.576	1:09.751	73	1 Lap	1:11.182
73	1 Lap	1:09.065	73	1 Lap	1:09.605	73	1 Lap	1:09.187	73	1 Lap	1:09.171	24	1:01.293	1:11.984
6	2 Laps	1:09.219	6	2 Laps	1:09.325	6	2 Laps	1:09.717	6	2 Laps	1:09.179	6	2 Laps	1:11.415

Weather / Track : Cloudy / Dry

Donington Park National
Circuit Length = 1.9790 miles
Start: 11:00 Flag 11:51 End: 11:52

MSVR Club Car Championships - Donington Park National - 6th/7th April 2019

Radical Challenge Championship

RACE 5 - LAP ANALYSIS

DIFF = Difference To Personal Best Lap

P1 4 Dominik JACKSON				
LAP	LAP TIME	DIFF	MPH	TIME OF DAY
1 -	2:10.579	1:04.128	54.56	11:02:14.595
2 -	1:11.659	5.208	99.42	11:03:26.254
3 -	1:20.177	13.726	88.86	11:04:46.431
4 -	2:11.175	1:04.724	54.31	11:06:57.606
5 -	2:03.101	56.650	57.87	11:09:00.707
6 -	1:08.942	2.491	103.34	11:10:09.649
7 -	1:08.068	1.617	104.66	11:11:17.717
8 -	1:07.321	0.870	105.83	11:12:25.038
9 -	1:07.244	0.793	105.95	11:13:32.282
10 -	1:07.725	1.274	105.19	11:14:40.007
11 -	1:07.147	0.696	106.10	11:15:47.154
12 -	1:06.671 (2)	0.220	106.86	11:16:53.825
13 -	1:07.624	1.173	105.35	11:18:01.449
14 -	1:06.948	0.497	106.42	11:19:08.397
15 -	1:06.788 (3)	0.337	106.67	11:20:15.185
16 -	1:09.819 P	3.368	102.04	11:21:25.004
17 -	2:30.403	1:23.952	47.37	11:23:55.407
18 -	1:29.618	23.167	79.50	11:25:25.025
19 -	2:00.493	54.042	59.12	11:27:25.518
20 -	1:08.226	1.775	104.42	11:28:33.744
21 -	1:10.974	4.523	100.38	11:29:44.718
22 -	1:07.932	1.481	104.87	11:30:52.650
23 -	1:08.916	2.465	103.38	11:32:01.566
24 -	1:07.348	0.897	105.78	11:33:08.914
25 -	1:07.131	0.680	106.13	11:34:16.045
26 -	1:07.318	0.867	105.83	11:35:23.363
27 -	1:07.197	0.746	106.02	11:36:30.560
28 -	1:07.121	0.670	106.14	11:37:37.681
29 -	1:06.966	0.515	106.39	11:38:44.647
30 -	1:07.679	1.228	105.27	11:39:52.326
31 -	1:06.958	0.507	106.40	11:40:59.284
32 -	1:06.925	0.474	106.45	11:42:06.209
33 -	1:06.957	0.506	106.40	11:43:13.166
34 -	1:06.451 (1)		107.21	11:44:19.617
35 -	1:06.913	0.462	106.47	11:45:26.530
36 -	1:06.865	0.414	106.55	11:46:33.395
37 -	1:07.074	0.623	106.22	11:47:40.469
38 -	1:06.813	0.362	106.63	11:48:47.282
39 -	1:06.863	0.412	106.55	11:49:54.145
40 -	1:07.267	0.816	105.91	11:51:01.412

P2 11 Jac CONSTABLE				
LAP	LAP TIME	DIFF	MPH	TIME OF DAY
1 -	2:10.769	1:03.359	54.48	11:02:14.785
2 -	1:13.211	5.801	97.31	11:03:27.996
3 -	1:19.805	12.395	89.27	11:04:47.801
4 -	2:10.458	1:03.048	54.61	11:06:58.259
5 -	2:03.039	55.629	57.90	11:09:01.298
6 -	1:09.671	2.261	102.26	11:10:10.969
7 -	1:08.957	1.547	103.32	11:11:19.926
8 -	1:08.481	1.071	104.03	11:12:28.407
9 -	1:08.215	0.805	104.44	11:13:36.622
10 -	1:08.508	1.098	103.99	11:14:45.130
11 -	1:08.020	0.610	104.74	11:15:53.150
12 -	1:08.307	0.897	104.30	11:17:01.457
13 -	1:07.852	0.442	105.00	11:18:09.309
14 -	1:07.751	0.341	105.15	11:19:17.060
15 -	1:07.868	0.458	104.97	11:20:24.928
16 -	1:10.939 P	3.529	100.43	11:21:35.867
17 -	2:16.978	1:09.568	52.01	11:23:52.845
18 -	1:31.454	24.044	77.90	11:25:24.299

DIFF = Difference To Personal Best Lap

19 -	2:00.848	53.438	58.95	11:27:25.147
20 -	1:08.426	1.016	104.12	11:28:33.573
21 -	1:10.715	3.305	100.75	11:29:44.288
22 -	1:08.194	0.784	104.47	11:30:52.482
23 -	1:09.378	1.968	102.69	11:32:01.860
24 -	1:08.018	0.608	104.74	11:33:09.878
25 -	1:07.924	0.514	104.89	11:34:17.802
26 -	1:07.660	0.250	105.30	11:35:25.462
27 -	1:07.776	0.366	105.12	11:36:33.238
28 -	1:08.075	0.665	104.65	11:37:41.313
29 -	1:08.690	1.280	103.72	11:38:50.003
30 -	1:07.774	0.364	105.12	11:39:57.777
31 -	1:08.579	1.169	103.88	11:41:06.356
32 -	1:07.703	0.293	105.23	11:42:14.059
33 -	1:07.695	0.285	105.24	11:43:21.754
34 -	1:07.551 (3)	0.141	105.47	11:44:29.305
35 -	1:07.410 (1)		105.69	11:45:36.715
36 -	1:07.680	0.270	105.26	11:46:44.395
37 -	1:07.699	0.289	105.23	11:47:52.094
38 -	1:07.540 (2)	0.130	105.48	11:48:59.634
39 -	1:07.641	0.231	105.33	11:50:07.275
40 -	1:07.746	0.336	105.16	11:51:15.021

P3 5 Jerome DE SADELEER				
LAP	LAP TIME	DIFF	MPH	TIME OF DAY
1 -	2:10.618	1:04.122	54.54	11:02:14.634
2 -	1:11.002	4.506	100.34	11:03:25.636
3 -	1:19.443	12.947	89.68	11:04:45.079
4 -	2:11.616	1:05.120	54.13	11:06:56.695
5 -	2:03.762	57.266	57.56	11:09:00.457
6 -	1:08.071	1.575	104.66	11:10:08.528
7 -	1:08.021	1.525	104.74	11:11:16.549
8 -	1:07.731	1.235	105.19	11:12:24.280
9 -	1:07.263	0.767	105.92	11:13:31.543
10 -	1:07.764	1.268	105.13	11:14:39.307
11 -	1:07.265	0.769	105.91	11:15:46.572
12 -	1:07.072	0.576	106.22	11:16:53.644
13 -	1:08.611	2.115	103.84	11:18:02.255
14 -	1:06.808	0.312	106.64	11:19:09.063
15 -	1:06.982	0.486	106.36	11:20:16.045
16 -	1:08.380	1.884	104.19	11:21:24.425
17 -	1:57.655 P	51.159	60.55	11:23:22.080
18 -	2:29.302	1:22.806	47.71	11:25:51.382
19 -	1:39.486	32.990	71.61	11:27:30.868
20 -	1:10.212	3.716	101.47	11:28:41.080
21 -	1:07.275	0.779	105.90	11:29:48.355
22 -	1:08.903	2.407	103.40	11:30:57.258
23 -	1:07.436	0.940	105.65	11:32:04.694
24 -	1:08.260	1.764	104.37	11:33:12.954
25 -	1:07.436	0.940	105.65	11:34:20.390
26 -	1:07.304	0.808	105.85	11:35:27.694
27 -	1:07.223	0.727	105.98	11:36:34.917
28 -	1:07.272	0.776	105.90	11:37:42.189
29 -	1:06.766	0.270	106.71	11:38:48.955
30 -	1:07.336	0.840	105.80	11:39:56.291
31 -	1:07.477	0.981	105.58	11:41:03.768
32 -	1:06.923	0.427	106.46	11:42:10.691
33 -	1:06.901	0.405	106.49	11:43:17.592
34 -	1:06.953	0.457	106.41	11:44:24.545
35 -	1:06.846	0.350	106.58	11:45:31.391
36 -	1:06.496 (1)		107.14	11:46:37.887
37 -	1:06.651 (2)	0.155	106.89	11:47:44.538
38 -	1:06.772	0.276	106.70	11:48:51.310
39 -	1:06.686 (3)	0.190	106.83	11:49:57.996

Weather / Track : Cloudy / Dry

Donington Park National
Circuit Length = 1.9790 miles
Start: 11:00 Flag 11:51 End: 11:52

MSVR Club Car Championships - Donington Park National - 6th/7th April 2019

Radical Challenge Championship

RACE 5 - LAP ANALYSIS

DIFF = Difference To Personal Best Lap

40 - 1:06.961 0.465 106.39 11:51:04.957

P4 28 Elliot GOODMAN				
LAP	LAP TIME	DIFF	MPH	TIME OF DAY
1 -	2:11.746	1:04.164	54.07	11:02:15.762
2 -	1:19.286	11.704	89.86	11:03:35.048
3 -	1:22.959	15.377	85.88	11:04:58.007
4 -	2:07.952	1:00.370	55.68	11:07:05.959
5 -	1:59.747	52.165	59.49	11:09:05.706
6 -	1:13.529	5.947	96.89	11:10:19.235
7 -	1:12.991	5.409	97.60	11:11:32.226
8 -	1:09.623	2.041	102.33	11:12:41.849
9 -	1:08.989	1.407	103.27	11:13:50.838
10 -	1:08.518	0.936	103.98	11:14:59.356
11 -	1:08.521	0.939	103.97	11:16:07.877
12 -	1:08.657	1.075	103.77	11:17:16.534
13 -	1:08.679	1.097	103.73	11:18:25.213
14 -	1:09.105	1.523	103.09	11:19:34.318
15 -	1:09.026	1.444	103.21	11:20:43.344
16 -	1:14.815	P 7.233	95.23	11:21:58.159
17 -	2:14.217	1:06.635	53.08	11:24:12.376
18 -	1:15.574	7.992	94.27	11:25:27.950
19 -	1:59.366	51.784	59.68	11:27:27.316
20 -	1:09.513	1.931	102.49	11:28:36.829
21 -	1:09.076	1.494	103.14	11:29:45.905
22 -	1:08.976	1.394	103.29	11:30:54.881
23 -	1:08.567	0.985	103.90	11:32:03.448
24 -	1:09.571	1.989	102.40	11:33:13.019
25 -	1:09.800	2.218	102.07	11:34:22.819
26 -	1:08.713	1.131	103.68	11:35:31.532
27 -	1:08.808	1.226	103.54	11:36:40.340
28 -	1:08.162	0.580	104.52	11:37:48.502
29 -	1:07.977	0.395	104.80	11:38:56.479
30 -	1:08.054	0.472	104.69	11:40:04.533
31 -	1:07.915	0.333	104.90	11:41:12.448
32 -	1:08.829	1.247	103.51	11:42:21.277
33 -	1:07.846	0.264	105.01	11:43:29.123
34 -	1:07.771	0.189	105.12	11:44:36.894
35 -	1:07.777	0.195	105.11	11:45:44.671
36 -	1:07.678 (3)	0.096	105.27	11:46:52.349
37 -	1:07.582 (1)		105.42	11:47:59.931
38 -	1:07.782	0.200	105.11	11:49:07.713
39 -	1:07.584 (2)	0.002	105.41	11:50:15.297
40 -	1:08.607	1.025	103.84	11:51:23.904

P5 57 Brian MURPHY				
LAP	LAP TIME	DIFF	MPH	TIME OF DAY
1 -	2:11.036	1:03.688	54.37	11:02:15.052
2 -	1:13.558	6.210	96.85	11:03:28.610
3 -	1:21.789	14.441	87.11	11:04:50.399
4 -	2:08.720	1:01.372	55.34	11:06:59.119
5 -	2:02.899	55.551	57.97	11:09:02.018
6 -	1:10.114	2.766	101.61	11:10:12.132
7 -	1:09.591	2.243	102.37	11:11:21.723
8 -	1:09.158	1.810	103.01	11:12:30.881
9 -	1:09.240	1.892	102.89	11:13:40.121
10 -	1:08.714	1.366	103.68	11:14:48.835
11 -	1:08.754	1.406	103.62	11:15:57.589
12 -	1:08.224	0.876	104.43	11:17:05.813
13 -	1:08.060	0.712	104.68	11:18:13.873
14 -	1:08.701	1.353	103.70	11:19:22.574
15 -	1:08.356	1.008	104.22	11:20:30.930
16 -	1:11.549	P 4.201	99.57	11:21:42.479

DIFF = Difference To Personal Best Lap

17 -	2:21.891	1:14.543	50.21	11:24:04.370
18 -	1:21.467	14.119	87.45	11:25:25.837
19 -	2:00.861	53.513	58.94	11:27:26.698
20 -	1:09.021	1.673	103.22	11:28:35.719
21 -	1:09.387	2.039	102.67	11:29:45.106
22 -	1:08.819	1.471	103.52	11:30:53.925
23 -	1:08.774	1.426	103.59	11:32:02.699
24 -	1:08.649	1.301	103.78	11:33:11.348
25 -	1:07.786 (3)	0.438	105.10	11:34:19.134
26 -	1:08.112	0.764	104.60	11:35:27.246
27 -	1:09.490	2.142	102.52	11:36:36.736
28 -	1:08.603	1.255	103.85	11:37:45.339
29 -	1:07.957	0.609	104.84	11:38:53.296
30 -	1:08.281	0.933	104.34	11:40:01.577
31 -	1:08.697	1.349	103.71	11:41:10.274
32 -	1:09.583	2.235	102.39	11:42:19.857
33 -	1:08.225	0.877	104.42	11:43:28.082
34 -	1:07.901	0.553	104.92	11:44:35.983
35 -	1:07.875	0.527	104.96	11:45:43.858
36 -	1:07.842	0.494	105.01	11:46:51.700
37 -	1:07.603 (2)	0.255	105.38	11:47:59.303
38 -	1:07.348 (1)		105.78	11:49:06.651
39 -	1:08.073	0.725	104.66	11:50:14.724
40 -	1:11.953	4.605	99.01	11:51:26.677

P6 14 John MACLEOD				
LAP	LAP TIME	DIFF	MPH	TIME OF DAY
1 -	2:12.172	1:04.737	53.90	11:02:16.188
2 -	1:17.126	9.691	92.37	11:03:33.314
3 -	1:21.167	13.732	87.77	11:04:54.481
4 -	2:08.501	1:01.066	55.44	11:07:02.982
5 -	2:01.344	53.909	58.71	11:09:04.326
6 -	1:11.567	4.132	99.55	11:10:15.893
7 -	1:10.184	2.749	101.51	11:11:26.077
8 -	1:09.348	1.913	102.73	11:12:35.425
9 -	1:09.600	2.165	102.36	11:13:45.025
10 -	1:09.220	1.785	102.92	11:14:54.245
11 -	1:09.817	2.382	102.04	11:16:04.062
12 -	1:09.686	2.251	102.23	11:17:13.748
13 -	1:08.387	0.952	104.18	11:18:22.135
14 -	1:07.920	0.485	104.89	11:19:30.055
15 -	1:08.553	1.118	103.92	11:20:38.608
16 -	1:08.805	1.370	103.54	11:21:47.413
17 -	1:35.833	P 28.398	74.34	11:23:23.246
18 -	2:17.728	1:10.293	51.72	11:25:40.974
19 -	1:48.266	40.831	65.80	11:27:29.240
20 -	1:09.857	2.422	101.98	11:28:39.097
21 -	1:08.543	1.108	103.94	11:29:47.640
22 -	1:08.562	1.127	103.91	11:30:56.202
23 -	1:08.331	0.896	104.26	11:32:04.533
24 -	1:09.117	1.682	103.08	11:33:13.650
25 -	1:09.887	2.452	101.94	11:34:23.537
26 -	1:08.361	0.926	104.22	11:35:31.898
27 -	1:09.452	2.017	102.58	11:36:41.350
28 -	1:08.017	0.582	104.74	11:37:49.367
29 -	1:07.841	0.406	105.01	11:38:57.208
30 -	1:08.175	0.740	104.50	11:40:05.383
31 -	1:07.809	0.374	105.06	11:41:13.192
32 -	1:08.907	1.472	103.39	11:42:22.099
33 -	1:07.759	0.324	105.14	11:43:29.858
34 -	1:07.956	0.521	104.84	11:44:37.814
35 -	1:07.544 (2)	0.109	105.48	11:45:45.358
36 -	1:07.544 (2)	0.109	105.48	11:46:52.902
37 -	1:07.951	0.516	104.84	11:48:00.853

Weather / Track : Cloudy / Dry

Donington Park National
Circuit Length = 1.9790 miles
Start: 11:00 Flag 11:51 End: 11:52

MSVR Club Car Championships - Donington Park National - 6th/7th April 2019

Radical Challenge Championship

RACE 5 - LAP ANALYSIS

DIFF = Difference To Personal Best Lap

38 -	1:07.435 (1)		105.65	11:49:08.288
39 -	1:08.105	0.670	104.61	11:50:16.393
40 -	1:08.204	0.769	104.46	11:51:24.597

P7 23 Jason RISHOVER

LAP	LAP TIME	DIFF	MPH	TIME OF DAY
1 -	2:12.379	1:04.557	53.81	11:02:16.395
2 -	1:16.613	8.791	92.99	11:03:33.008
3 -	1:20.254	12.432	88.77	11:04:53.262
4 -	2:09.150	1:01.328	55.16	11:07:02.412
5 -	2:01.467	53.645	58.65	11:09:03.879
6 -	1:11.908	4.086	99.07	11:10:15.787
7 -	1:11.126	3.304	100.16	11:11:26.913
8 -	1:09.468	1.646	102.56	11:12:36.381
9 -	1:09.385	1.563	102.68	11:13:45.766
10 -	1:09.001	1.179	103.25	11:14:54.767
11 -	1:09.745	1.923	102.15	11:16:04.512
12 -	1:09.763	1.941	102.12	11:17:14.275
13 -	1:08.348	0.526	104.24	11:18:22.623
14 -	1:08.511	0.689	103.99	11:19:31.134
15 -	1:08.403	0.581	104.15	11:20:39.537
16 -	1:10.016	2.194	101.75	11:21:49.553
17 -	1:34.714 P	26.892	75.22	11:23:24.267
18 -	2:19.863	1:12.041	50.94	11:25:44.130
19 -	1:45.366	37.544	67.61	11:27:29.496
20 -	1:09.857	2.035	101.98	11:28:39.353
21 -	1:08.714	0.892	103.68	11:29:48.067
22 -	1:09.752	1.930	102.14	11:30:57.819
23 -	1:08.501	0.679	104.00	11:32:06.320
24 -	1:09.066	1.244	103.15	11:33:15.386
25 -	1:08.791	0.969	103.56	11:34:24.177
26 -	1:08.878	1.056	103.43	11:35:33.055
27 -	1:09.597	1.775	102.36	11:36:42.652
28 -	1:08.441	0.619	104.09	11:37:51.093
29 -	1:07.822 (1)		105.04	11:38:58.915
30 -	1:08.008	0.186	104.76	11:40:06.923
31 -	1:08.670	0.848	103.75	11:41:15.593
32 -	1:08.790	0.968	103.57	11:42:24.383
33 -	1:07.999 (3)	0.177	104.77	11:43:32.382
34 -	1:07.863 (2)	0.041	104.98	11:44:40.245
35 -	1:08.922	1.100	103.37	11:45:49.167
36 -	1:08.891	1.069	103.41	11:46:58.058
37 -	1:09.110	1.288	103.09	11:48:07.168
38 -	1:08.287	0.465	104.33	11:49:15.455
39 -	1:09.646	1.824	102.29	11:50:25.101
40 -	1:09.146	1.324	103.03	11:51:34.247

P8 31 Rod GOODMAN

LAP	LAP TIME	DIFF	MPH	TIME OF DAY
1 -	2:12.835	1:04.933	53.63	11:02:16.851
2 -	1:18.844	10.942	90.36	11:03:35.695
3 -	1:23.362	15.460	85.46	11:04:59.057
4 -	2:07.800	59.898	55.74	11:07:06.857
5 -	1:59.498	51.596	59.62	11:09:06.355
6 -	1:13.015	5.113	97.57	11:10:19.370
7 -	1:13.188	5.286	97.34	11:11:32.558
8 -	1:10.235	2.333	101.44	11:12:42.793
9 -	1:09.142	1.240	103.04	11:13:51.935
10 -	1:08.523	0.621	103.97	11:15:00.458
11 -	1:08.546	0.644	103.93	11:16:09.004
12 -	1:08.980	1.078	103.28	11:17:17.984
13 -	1:08.380	0.478	104.19	11:18:26.364
14 -	1:08.592	0.690	103.86	11:19:34.956

DIFF = Difference To Personal Best Lap

15 -	1:09.399		1.497	102.66	11:20:44.355
16 -	1:14.870 P		6.968	95.16	11:21:59.225
17 -	2:14.270		1:06.368	53.06	11:24:13.495
18 -	1:15.632		7.730	94.20	11:25:29.127
19 -	1:59.418		51.516	59.66	11:27:28.545
20 -	1:09.125		1.223	103.06	11:28:37.670
21 -	1:08.871		0.969	103.44	11:29:46.541
22 -	1:09.198		1.296	102.96	11:30:55.739
23 -	1:08.652		0.750	103.77	11:32:04.391
24 -	1:09.863		1.961	101.98	11:33:14.254
25 -	1:09.465		1.563	102.56	11:34:23.719
26 -	1:09.081		1.179	103.13	11:35:32.800
27 -	1:09.183		1.281	102.98	11:36:41.983
28 -	1:08.486		0.584	104.03	11:37:50.469
29 -	1:08.080 (3)		0.178	104.65	11:38:58.549
30 -	1:08.156		0.254	104.53	11:40:06.705
31 -	1:09.601		1.699	102.36	11:41:16.306
32 -	1:09.054		1.152	103.17	11:42:25.360
33 -	1:08.408		0.506	104.14	11:43:33.768
34 -	1:08.022 (2)		0.120	104.74	11:44:41.790
35 -	1:07.902 (1)			104.92	11:45:49.692
36 -	1:08.986		1.084	103.27	11:46:58.678
37 -	1:08.891		0.989	103.41	11:48:07.569
38 -	1:08.627		0.725	103.81	11:49:16.196
39 -	1:09.256		1.354	102.87	11:50:25.452
40 -	1:09.015		1.113	103.23	11:51:34.467

P9 80 Peter TYLER

LAP	LAP TIME	DIFF	MPH	TIME OF DAY
1 -	2:11.367	1:02.942	54.23	11:02:15.383
2 -	1:15.786	7.361	94.01	11:03:31.169
3 -	1:20.354	11.929	88.66	11:04:51.523
4 -	2:09.632	1:01.207	54.96	11:07:01.155
5 -	2:01.900	53.475	58.44	11:09:03.055
6 -	1:11.934	3.509	99.04	11:10:14.989
7 -	1:10.303	1.878	101.34	11:11:25.292
8 -	1:09.845	1.420	102.00	11:12:35.137
9 -	1:09.552	1.127	102.43	11:13:44.689
10 -	1:09.341	0.916	102.74	11:14:54.030
11 -	1:09.857	1.432	101.98	11:16:03.887
12 -	1:11.001	2.576	100.34	11:17:14.888
13 -	1:09.237	0.812	102.90	11:18:24.125
14 -	1:08.995	0.570	103.26	11:19:33.120
15 -	1:09.713	1.288	102.19	11:20:42.833
16 -	1:14.684 P	6.259	95.39	11:21:57.517
17 -	2:19.420	1:10.995	51.10	11:24:16.937
18 -	1:13.182	4.757	97.35	11:25:30.119
19 -	1:58.673	50.248	60.03	11:27:28.792
20 -	1:09.792	1.367	102.08	11:28:38.584
21 -	1:08.907	0.482	103.39	11:29:47.491
22 -	1:09.649	1.224	102.29	11:30:57.140
23 -	1:09.067	0.642	103.15	11:32:06.207
24 -	1:09.037	0.612	103.20	11:33:15.244
25 -	1:10.020	1.595	101.75	11:34:25.264
26 -	1:08.857	0.432	103.47	11:35:34.121
27 -	1:09.244	0.819	102.89	11:36:43.365
28 -	1:08.425 (1)		104.12	11:37:51.790
29 -	1:08.434 (2)	0.009	104.10	11:39:00.224
30 -	1:11.587	3.162	99.52	11:40:11.811
31 -	1:08.664	0.239	103.76	11:41:20.475
32 -	1:08.571 (3)	0.146	103.90	11:42:29.046
33 -	1:09.154	0.729	103.02	11:43:38.200
34 -	1:08.823	0.398	103.52	11:44:47.023
35 -	1:08.793	0.368	103.56	11:45:55.816

Weather / Track : Cloudy / Dry

Donington Park National
Circuit Length = 1.9790 miles
Start: 11:00 Flag 11:51 End: 11:52

MSVR Club Car Championships - Donington Park National - 6th/7th April 2019

Radical Challenge Championship

RACE 5 - LAP ANALYSIS

DIFF = Difference To Personal Best Lap

36 -	1:08.882	0.457	103.43	11:47:04.698
37 -	1:09.279	0.854	102.83	11:48:13.977
38 -	1:09.430	1.005	102.61	11:49:23.407
39 -	1:10.085	1.660	101.65	11:50:33.492
40 -	1:10.306	1.881	101.33	11:51:43.798

P10 66 Brian CAUDWELL

LAP	LAP TIME	DIFF	MPH	TIME OF DAY
1 -	2:11.299	1:03.375	54.26	11:02:15.315
2 -	1:16.250	8.326	93.43	11:03:31.565
3 -	1:19.406	11.482	89.72	11:04:50.971
4 -	2:08.828	1:00.904	55.30	11:06:59.799
5 -	2:02.446	54.522	58.18	11:09:02.245
6 -	1:10.586	2.662	100.93	11:10:12.831
7 -	1:10.126	2.202	101.59	11:11:22.957
8 -	1:09.636	1.712	102.31	11:12:32.593
9 -	1:09.237	1.313	102.90	11:13:41.830
10 -	1:10.061	2.137	101.69	11:14:51.891
11 -	1:09.366	1.442	102.71	11:16:01.257
12 -	1:08.800	0.876	103.55	11:17:10.057
13 -	1:08.480	0.556	104.03	11:18:18.537
14 -	1:08.294	0.370	104.32	11:19:26.831
15 -	1:12.402	4.478	98.40	11:20:39.233
16 -	1:14.220	6.296	95.99	11:21:53.453
17 -	2:12.965	1:05.041	53.58	11:24:06.418
18 -	1:19.925	12.001	89.14	11:25:26.343
19 -	2:00.459	52.535	59.14	11:27:26.802
20 -	1:09.639	1.715	102.30	11:28:36.441
21 -	1:08.910	0.986	103.39	11:29:45.351
22 -	1:15.846	7.922	93.93	11:31:01.197
23 -	1:09.445	1.521	102.59	11:32:10.642
24 -	1:08.046	0.122	104.70	11:33:18.688
25 -	1:08.660	0.736	103.76	11:34:27.348
26 -	1:08.488	0.564	104.02	11:35:35.836
27 -	1:08.246	0.322	104.39	11:36:44.082
28 -	1:08.379	0.455	104.19	11:37:52.461
29 -	1:08.164	0.240	104.52	11:39:00.625
30 -	1:10.633	2.709	100.86	11:40:11.258
31 -	1:08.003	0.079	104.76	11:41:19.261
32 -	1:08.233	0.309	104.41	11:42:27.494
33 -	1:08.811	0.887	103.53	11:43:36.305
34 -	1:07.988	0.064	104.79	11:44:44.293
35 -	1:07.924		104.89	11:45:52.217
36 -	1:09.844	1.920	102.00	11:47:02.061
37 -	1:08.233	0.309	104.41	11:48:10.294
38 -	1:08.506	0.582	104.00	11:49:18.800
39 -	1:08.027	0.103	104.73	11:50:26.827
40 -	1:08.255	0.331	104.38	11:51:35.082

P11 24 Peter BROOKES

LAP	LAP TIME	DIFF	MPH	TIME OF DAY
1 -	2:12.146	1:02.940	53.91	11:02:16.162
2 -	1:20.789	11.583	88.18	11:03:36.951
3 -	1:23.391	14.185	85.43	11:05:00.342
4 -	2:08.031	58.825	55.64	11:07:08.373
5 -	1:59.133	49.927	59.80	11:09:07.506
6 -	1:14.424	5.218	95.73	11:10:21.930
7 -	1:11.731	2.525	99.32	11:11:33.661
8 -	1:10.788	1.582	100.64	11:12:44.449
9 -	1:10.436	1.230	101.15	11:13:54.885
10 -	1:09.749	0.543	102.14	11:15:04.634
11 -	1:09.749	0.543	102.14	11:16:14.383
12 -	1:09.497	0.291	102.51	11:17:23.880

DIFF = Difference To Personal Best Lap

13 -	1:09.678	0.472	102.25	11:18:33.558
14 -	1:09.699	0.493	102.22	11:19:43.257
15 -	1:09.838	0.632	102.01	11:20:53.095
16 -	1:11.263	2.057	99.97	11:22:04.358
17 -	1:22.788	P 13.582	86.05	11:23:27.146
18 -	2:23.678	1:14.472	49.58	11:25:50.824
19 -	1:39.749	30.543	71.42	11:27:30.573
20 -	1:12.062	2.856	98.86	11:28:42.635
21 -	1:09.802	0.596	102.06	11:29:52.437
22 -	1:11.871	2.665	99.13	11:31:04.308
23 -	1:11.461	2.255	99.69	11:32:15.769
24 -	1:09.886	0.680	101.94	11:33:25.655
25 -	1:09.847	0.641	102.00	11:34:35.502
26 -	1:09.371	0.165	102.70	11:35:44.873
27 -	1:09.286	(3) 0.080	102.82	11:36:54.159
28 -	1:09.592	0.386	102.37	11:38:03.751
29 -	1:09.863	0.657	101.98	11:39:13.614
30 -	1:09.359	0.153	102.72	11:40:22.973
31 -	1:10.426	1.220	101.16	11:41:33.399
32 -	1:10.272	1.066	101.38	11:42:43.671
33 -	1:09.995	0.789	101.78	11:43:53.666
34 -	1:09.873	0.667	101.96	11:45:03.539
35 -	1:09.206	(1) 102.94	11:46:12.745	
36 -	1:09.267	(2) 0.061	102.85	11:47:22.012
37 -	1:09.600	0.394	102.36	11:48:31.612
38 -	1:09.358	0.152	102.72	11:49:40.970
39 -	1:09.751	0.545	102.14	11:50:50.721
40 -	1:11.984	2.778	98.97	11:52:02.705

P12 10 John CAUDWELL

LAP	LAP TIME	DIFF	MPH	TIME OF DAY
1 -	2:11.528	1:03.439	54.16	11:02:15.544
2 -	1:18.198	10.109	91.11	11:03:33.742
3 -	1:22.490	14.401	86.36	11:04:56.232
4 -	2:07.742	59.653	55.77	11:07:03.974
5 -	2:00.794	52.705	58.98	11:09:04.768
6 -	1:13.704	5.615	96.66	11:10:18.472
7 -	1:19.324	11.235	89.81	11:11:37.796
8 -	1:10.660	2.571	100.82	11:12:48.456
9 -	1:09.966	1.877	101.83	11:13:58.422
10 -	1:09.603	1.514	102.36	11:15:08.025
11 -	1:09.515	1.426	102.49	11:16:17.540
12 -	1:09.416	1.327	102.63	11:17:26.956
13 -	1:09.033	0.944	103.20	11:18:35.989
14 -	1:17.862	9.773	91.50	11:19:53.851
15 -	1:10.403	2.314	101.19	11:21:04.254
16 -	1:10.285	2.196	101.36	11:22:14.539
17 -	1:15.136	P 7.047	94.82	11:23:29.675
18 -	2:16.723	1:08.634	52.11	11:25:46.398
19 -	1:43.497	35.408	68.83	11:27:29.895
20 -	1:11.918	3.829	99.06	11:28:41.813
21 -	1:09.543	1.454	102.44	11:29:51.356
22 -	2:09.895	1:01.806	54.84	11:32:01.251
23 -	1:11.342	3.253	99.86	11:33:12.593
24 -	1:09.785	1.696	102.09	11:34:22.378
25 -	1:08.938	0.849	103.34	11:35:31.316
26 -	1:12.555	4.466	98.19	11:36:43.871
27 -	1:09.359	1.270	102.72	11:37:53.230
28 -	1:08.089	(1) 104.63	11:39:01.319	
29 -	1:11.159	3.070	100.12	11:40:12.478
30 -	1:09.289	1.200	102.82	11:41:21.767
31 -	1:08.692	(3) 0.603	103.71	11:42:30.459
32 -	1:09.306	1.217	102.79	11:43:39.765
33 -	1:11.613	3.524	99.48	11:44:51.378

Weather / Track : Cloudy / Dry

Donington Park National
Circuit Length = 1.9790 miles
Start: 11:00 Flag 11:51 End: 11:52

MSVR Club Car Championships - Donington Park National - 6th/7th April 2019

Radical Challenge Championship

RACE 5 - LAP ANALYSIS

DIFF = Difference To Personal Best Lap

34 -	1:09.408	1.319	102.64	11:46:00.786
35 -	1:09.437	1.348	102.60	11:47:10.223
36 -	1:08.837	0.748	103.50	11:48:19.060
37 -	1:08.374 (2)	0.285	104.20	11:49:27.434
38 -	1:10.027	1.938	101.74	11:50:37.461
39 -	1:14.651	6.562	95.43	11:51:52.112

P13 73 John HINDHAUGH

LAP	LAP TIME	DIFF	MPH	TIME OF DAY
1 -	2:11.881	1:02.844	54.02	11:02:15.897
2 -	1:29.933	20.896	79.22	11:03:45.830
3 -	1:24.710	15.673	84.10	11:05:10.540
4 -	2:01.395	52.358	58.68	11:07:11.935
5 -	1:56.462	47.425	61.17	11:09:08.397
6 -	1:23.596	14.559	85.22	11:10:31.993
7 -	1:14.598	5.561	95.50	11:11:46.591
8 -	1:11.882	2.845	99.11	11:12:58.473
9 -	1:11.208	2.171	100.05	11:14:09.681
10 -	1:11.091	2.054	100.21	11:15:20.772
11 -	1:11.574	2.537	99.54	11:16:32.346
12 -	1:12.095	3.058	98.82	11:17:44.441
13 -	1:11.218	2.181	100.03	11:18:55.659
14 -	1:11.169	2.132	100.10	11:20:06.828
15 -	1:14.797	5.760	95.25	11:21:21.625
16 -	1:59.944 P	50.907	59.39	11:23:21.569
17 -	2:19.062	1:10.025	51.23	11:25:40.631
18 -	1:48.332	39.295	65.76	11:27:28.963
19 -	1:11.947	2.910	99.02	11:28:40.910
20 -	1:09.943	0.906	101.86	11:29:50.853
21 -	1:09.862	0.825	101.98	11:31:00.715
22 -	1:11.046	2.009	100.28	11:32:11.761
23 -	1:09.111 (3)	0.074	103.08	11:33:20.872
24 -	1:09.494	0.457	102.52	11:34:30.366
25 -	1:09.437	0.400	102.60	11:35:39.803
26 -	1:09.474	0.437	102.55	11:36:49.277
27 -	1:09.262	0.225	102.86	11:37:58.539
28 -	1:09.778	0.741	102.10	11:39:08.317
29 -	1:17.924	8.887	91.43	11:40:26.241
30 -	1:10.078	1.041	101.66	11:41:36.319
31 -	1:09.780	0.743	102.10	11:42:46.099
32 -	1:09.037 (1)		103.20	11:43:55.136
33 -	1:09.202	0.165	102.95	11:45:04.338
34 -	1:09.485	0.448	102.53	11:46:13.823
35 -	1:09.065 (2)	0.028	103.15	11:47:22.888
36 -	1:09.605	0.568	102.35	11:48:32.493
37 -	1:09.187	0.150	102.97	11:49:41.680
38 -	1:09.171	0.134	103.00	11:50:50.851
39 -	1:11.182	2.145	100.09	11:52:02.033

P14 35 Grant DALTON

LAP	LAP TIME	DIFF	MPH	TIME OF DAY
1 -	2:12.033	1:00.743	53.96	11:02:16.049
2 -	1:20.519	9.229	88.48	11:03:36.568
3 -	1:23.195	11.905	85.63	11:04:59.763
4 -	2:08.086	56.796	55.62	11:07:07.849
5 -	1:59.321	48.031	59.70	11:09:07.170
6 -	1:17.752	6.462	91.63	11:10:24.922
7 -	1:14.684	3.394	95.39	11:11:39.606
8 -	1:13.876	2.586	96.44	11:12:53.482
9 -	1:13.524	2.234	96.90	11:14:07.006
10 -	1:12.638	1.348	98.08	11:15:19.644
11 -	1:12.416	1.126	98.38	11:16:32.060
12 -	1:11.939	0.649	99.03	11:17:43.999

DIFF = Difference To Personal Best Lap

13 -	1:13.364	2.074	97.11	11:18:57.363
14 -	1:13.184	1.894	97.35	11:20:10.547
15 -	1:13.216	1.926	97.30	11:21:23.763
16 -	1:56.547	45.257	61.13	11:23:20.310
17 -	2:04.161 P	52.871	57.38	11:25:24.471
18 -	2:20.601	1:09.311	50.67	11:27:45.072
19 -	1:13.334	2.044	97.15	11:28:58.406
20 -	1:12.761	1.471	97.91	11:30:11.167
21 -	1:13.161	1.871	97.38	11:31:24.328
22 -	1:15.188	3.898	94.75	11:32:39.516
23 -	1:13.531	2.241	96.89	11:33:53.047
24 -	1:12.609	1.319	98.12	11:35:05.656
25 -	1:12.279	0.989	98.57	11:36:17.935
26 -	1:12.318	1.028	98.51	11:37:30.253
27 -	1:12.093	0.803	98.82	11:38:42.346
28 -	1:13.369	2.079	97.10	11:39:55.715
29 -	1:13.743	2.453	96.61	11:41:09.458
30 -	1:15.818	4.528	93.97	11:42:25.276
31 -	1:13.744	2.454	96.61	11:43:39.020
32 -	1:12.383	1.093	98.42	11:44:51.403
33 -	1:11.942	0.652	99.03	11:46:03.345
34 -	1:11.321 (2)	0.031	99.89	11:47:14.666
35 -	1:11.651 (3)	0.361	99.43	11:48:26.317
36 -	1:12.127	0.837	98.77	11:49:38.444
37 -	1:11.835	0.545	99.18	11:50:50.279
38 -	1:11.290 (1)		99.93	11:52:01.569

P15 6 Barry LIVERSIDGE

LAP	LAP TIME	DIFF	MPH	TIME OF DAY
1 -	3:35.957	2:26.964	32.99	11:03:39.973
2 -	1:20.985	11.992	87.97	11:05:00.958
3 -	2:08.518	59.525	55.43	11:07:09.476
4 -	1:58.730	49.737	60.00	11:09:08.206
5 -	1:54.929	45.936	61.99	11:11:03.135
6 -	1:14.967	5.974	95.03	11:12:18.102
7 -	1:11.095	2.102	100.21	11:13:29.197
8 -	1:11.813	2.820	99.21	11:14:41.010
9 -	1:10.018	1.025	101.75	11:15:51.028
10 -	1:10.306	1.313	101.33	11:17:01.334
11 -	1:11.556	2.563	99.56	11:18:12.890
12 -	1:11.283	2.290	99.94	11:19:24.173
13 -	1:10.198	1.205	101.49	11:20:34.371
14 -	1:10.867	1.874	100.53	11:21:45.238
15 -	1:36.488	27.495	73.83	11:23:21.726
16 -	2:03.772 P	54.779	57.56	11:25:25.498
17 -	2:13.718	1:04.725	53.28	11:27:39.216
18 -	1:10.037	1.044	101.72	11:28:49.253
19 -	1:10.653	1.660	100.83	11:29:59.906
20 -	1:11.460	2.467	99.70	11:31:11.366
21 -	1:09.803	0.810	102.06	11:32:21.169
22 -	1:09.585	0.592	102.38	11:33:30.754
23 -	1:09.557	0.564	102.42	11:34:40.311
24 -	1:09.830	0.837	102.02	11:35:50.141
25 -	1:09.437	0.444	102.60	11:36:59.578
26 -	1:09.558	0.565	102.42	11:38:09.136
27 -	1:09.181 (3)	0.188	102.98	11:39:18.317
28 -	1:09.271	0.278	102.85	11:40:27.588
29 -	1:09.478	0.485	102.54	11:41:37.066
30 -	1:09.652	0.659	102.28	11:42:46.718
31 -	1:09.263	0.270	102.86	11:43:55.981
32 -	1:09.407	0.414	102.65	11:45:05.388
33 -	1:08.993 (1)		103.26	11:46:14.381
34 -	1:09.219	0.226	102.92	11:47:23.600
35 -	1:09.325	0.332	102.77	11:48:32.925

Weather / Track : Cloudy / Dry

Donington Park National
Circuit Length = 1.9790 miles
Start: 11:00 Flag 11:51 End: 11:52

MSVR Club Car Championships - Donington Park National - 6th/7th April 2019

Radical Challenge Championship

RACE 5 - LAP ANALYSIS

DIFF = Difference To Personal Best Lap

36 -	1:09.717	0.724	102.19	11:49:42.642
37 -	1:09.179 (2)	0.186	102.98	11:50:51.821
38 -	1:11.415	2.422	99.76	11:52:03.236

P16 29 Marcello MARATEOTTO				
LAP	LAP TIME	DIFF	MPH	TIME OF DAY
1 -	2:12.371	1:03.915	53.82	11:02:16.387
2 -	1:17.699	9.243	91.69	11:03:34.086
3 -	1:23.068	14.612	85.76	11:04:57.154
4 -	2:07.518	59.062	55.87	11:07:04.672
5 -	2:00.770	52.314	58.99	11:09:05.442
6 -	1:13.352	4.896	97.12	11:10:18.794
7 -	1:12.140	3.684	98.76	11:11:30.934
8 -	1:09.593	1.137	102.37	11:12:40.527
9 -	1:08.815 (2)	0.359	103.53	11:13:49.342
10 -	1:08.456 (1)		104.07	11:14:57.798
11 -	1:08.879 (3)	0.423	103.43	11:16:06.677
12 -	1:08.929	0.473	103.36	11:17:15.606
13 -	1:08.934	0.478	103.35	11:18:24.540
14 -	1:09.172	0.716	102.99	11:19:33.712
15 -	1:09.183	0.727	102.98	11:20:42.895
16 -	1:11.815	3.359	99.20	11:21:54.710
17 -	1:30.860 P	22.404	78.41	11:23:25.570
18 -	2:29.843	1:21.387	47.54	11:25:55.413
19 -	1:36.034	27.578	74.18	11:27:31.447
20 -	1:10.763	2.307	100.68	11:28:42.210
21 -	1:09.425	0.969	102.62	11:29:51.635
22 -	1:30.163 P	21.707	79.01	11:31:21.798

P17 8 Spencer BOURNE				
LAP	LAP TIME	DIFF	MPH	TIME OF DAY
1 -	2:11.080	1:02.703	54.35	11:02:15.096
2 -	1:17.086	8.709	92.42	11:03:32.182
3 -	1:19.967	11.590	89.09	11:04:52.149
4 -	2:09.598	1:01.221	54.97	11:07:01.747
5 -	2:01.491	53.114	58.64	11:09:03.238
6 -	1:10.440	2.063	101.14	11:10:13.678
7 -	1:09.888	1.511	101.94	11:11:23.566
8 -	1:09.160	0.783	103.01	11:12:32.726
9 -	1:09.403	1.026	102.65	11:13:42.129
10 -	1:09.397	1.020	102.66	11:14:51.526
11 -	1:08.703 (3)	0.326	103.70	11:16:00.229
12 -	1:08.747	0.370	103.63	11:17:08.976
13 -	1:08.377 (1)		104.19	11:18:17.353
14 -	1:08.488 (2)	0.111	104.02	11:19:25.841

P18 52 Mark RICHARDS				
LAP	LAP TIME	DIFF	MPH	TIME OF DAY
1 -	2:10.841		54.45	11:02:14.857

Weather / Track : Cloudy / Dry

MSVR Club Car Championships - Donington Park National - 6th/7th April 2019

Radical Challenge Championship

RACE 5 - STATISTICS

Competitors Started 18
Planned Start 2019-04-07 @ 11:00:00.000
Actual Start 2019-04-07 @ 11:00:04.015
Finish Time 2019-04-07 @ 11:51:00.757
Track Length 1.9790mi.
Total Laps 631
Total Distance Covered 1248.7914mi.

Session Fastest Lap History

NO	NAME	LAP TIME	TIME OF DAY	LAP	VEHICLE
5	Jerome DE SADELEER	1:11.002	11:03:25.648	2	SR3 RSX
5	Jerome DE SADELEER	1:08.071	11:10:08.541	6	SR3 RSX
5	Jerome DE SADELEER	1:08.021	11:11:16.562	7	SR3 RSX
5	Jerome DE SADELEER	1:07.731	11:12:24.293	8	SR3 RSX
4	Dominik JACKSON	1:07.321	11:12:25.050	8	SR3 RSX
5	Jerome DE SADELEER	1:07.263	11:13:31.555	9	SR3 RSX
4	Dominik JACKSON	1:07.244	11:13:32.293	9	SR3 RSX
4	Dominik JACKSON	1:07.147	11:15:47.165	11	SR3 RSX
5	Jerome DE SADELEER	1:07.072	11:16:53.657	12	SR3 RSX
4	Dominik JACKSON	1:06.671	11:16:53.836	12	SR3 RSX
4	Dominik JACKSON	1:06.451	11:44:19.629	34	SR3 RSX

Session Leader History

NO	NAME	FROM LAP	LAPS LED	DISTANCE	VEHICLE
4	Dominik JACKSON	1	1	1.94 miles	SR3 RSX
5	Jerome DE SADELEER	2	11	21.76 miles	SR3 RSX
4	Dominik JACKSON	13	3	5.93 miles	SR3 RSX
5	Jerome DE SADELEER	16	2	3.95 miles	SR3 RSX
11	Jac CONSTABLE	18	5	9.89 miles	SR3 RSX
4	Dominik JACKSON	23	18	35.62 miles	SR3 RSX

Flag History

TYPE	TIME OF DAY
GREEN	11:00:04.015
SAFETY	11:03:41.192
GREEN	11:09:00.308
SAFETY	11:21:16.300
GREEN	11:27:21.914
FINISH	11:51:00.757

Flag Statistics

TYPE	COUNT	TOTAL LAPS	TOTAL TIME
Green	3	34	39:32.011
Red	0	0	0.000
Safety Car	2	5	11:24.730
FCY	0	0	0.000

Weather / Track : Cloudy / Dry

These results are provisional until the conclusion of any judicial and technical matters.

Donington Park National
Circuit Length = 1.9790 miles
Start: 11:00 Flag 11:51 End: 11:52

Clerk Of Course :		Timekeeper :
-------------------	--	--------------