



Radical Challenge Championship

Oulton Park International

30th June 2018



Results Provided by Timing Solutions Ltd
www.tsl-timing.com

MSVR Club Car Championships - Oulton Park International - 30th June 2018

Radical Challenge Championship

QUALIFYING - RACE 1 - CLASSIFICATION

POS	NO	CL	PIC NAME	ENTRY	TIME	ON	LAPS	GAP	DIFF	MPH
1	2	Solo	1 Steve BURGESS	Radical SR3 RSX	1:36.505	12	12			100.42
2	4	Solo	2 Dominik JACKSON	Radical SR3 RSX	1:36.623	7	12	0.118	0.118	100.30
3	80	Team	1 Tom GLADDIS	Radical SR3 RSX	1:36.951	4	4	0.446	0.328	99.96
4	5	Solo	3 Jerome DE SADELEER	Radical SR3 RSX	1:37.617	8	12	1.112	0.666	99.27
5	52	Solo	4 Mark RICHARDS	Radical SR3 RSX	1:37.705	12	12	1.200	0.088	99.18
6	28	Solo	5 Elliot GOODMAN	Radical SR3 RSX	1:37.833	12	12	1.328	0.128	99.05
7	57	Solo	6 Brian MURPHY	Radical SR3 RSX	1:38.043	11	11	1.538	0.210	98.84
8	66	Solo	7 Brian CAUDWELL	Radical SR3 RSX	1:38.158	11	12	1.653	0.115	98.73
9	26	Solo	8 Kristian JEFFREY	Radical SR3 RSX	1:38.190	8	11	1.685	0.032	98.69
10	20	Solo	9 Mark CRADER	Radical SR3 RSX	1:38.393	11	11	1.888	0.203	98.49
11	14	Solo	10 John MACLEOD	Radical SR3 RSX	1:38.785	11	12	2.280	0.392	98.10
12	29	Solo	11 Marcello MARATEOTTO	Radical SR3 RSX	1:38.830	10	10	2.325	0.045	98.06
13	8*	Solo	12 Spencer BOURNE	Radical SR3 RSX	1:39.088	10	11	2.583	0.258	97.80
14	24	Team	2 Peter BROOKES	Radical SR3 RSX	1:39.457	7	8	2.952	0.369	97.44
15	10	Solo	13 John CAUDWELL	Radical SR3 RSX	1:39.609	10	11	3.104	0.152	97.29
16	6	Solo	14 Barry LIVERSIDGE	Radical SR3 RSX	1:39.853	10	12	3.348	0.244	97.05
17	64	Solo	15 Mark HIGNETT	Radical SR3 RSX	1:39.867	12	12	3.362	0.014	97.04
18	80	Team	3 Peter TYLER	Radical SR3 RSX	1:40.533	6	7	4.028	0.666	96.39
19	31	Solo	16 Rod GOODMAN	Radical SR3 RSX	1:40.666	11	12	4.161	0.133	96.27
20	24	Team	4 Matt BROOKES	Radical SR3 RSX	1:41.155	3	3	4.650	0.489	95.80
21	63	Solo	17 Jim BOOTH	Radical SR3 RSX	1:42.061	10	11	5.556	0.906	94.95
22	94	Solo	18 Oli MARATEOTTO JR	Radical SR3 RSX	1:42.447	10	10	5.942	0.386	94.59

* Car 8 - 1 Lap time disallowed for exceeding track limits.

Weather / Track : Sunny / Dry

These results are provisional until the conclusion of any judicial and technical matters.

Oulton Park International

Circuit Length = 2.6920 miles

Start: 08:30 Flag 08:53 End: 08:53

Clerk Of Course :

Timekeeper :

MSVR Club Car Championships - Oulton Park International - 30th June 2018

Radical Challenge Championship

QUALIFYING - RACE 6 - 2ND FASTEST CLASSIFICATION

POS	NO	CL	PIC NAME	ENTRY	TIME	ON	LAPS	GAP	DIFF	MPH
1	2	Solo	1 Steve BURGESS	Radical SR3 RSX	1:36.522	10	12			100.40
2	4	Solo	2 Dominik JACKSON	Radical SR3 RSX	1:36.685	8	12	0.163	0.163	100.23
3	5	Solo	3 Jerome DE SADELEER	Radical SR3 RSX	1:37.622	6	12	1.100	0.937	99.27
4	80	Team	1 Tom GLADDIS	Radical SR3 RSX	1:37.804	3	4	1.282	0.182	99.08
5	52	Solo	4 Mark RICHARDS	Radical SR3 RSX	1:37.805	10	12	1.283	0.001	99.08
6	28	Solo	5 Elliot GOODMAN	Radical SR3 RSX	1:38.068	10	12	1.546	0.263	98.82
7	26	Solo	6 Kristian JEFFREY	Radical SR3 RSX	1:38.344	11	11	1.822	0.276	98.54
8	66	Solo	7 Brian CAUDWELL	Radical SR3 RSX	1:38.381	10	12	1.859	0.037	98.50
9	57	Solo	8 Brian MURPHY	Radical SR3 RSX	1:38.618	7	11	2.096	0.237	98.27
10	14	Solo	9 John MACLEOD	Radical SR3 RSX	1:38.785	12	12	2.263	0.167	98.10
11	20	Solo	10 Mark CRADER	Radical SR3 RSX	1:38.931	8	11	2.409	0.146	97.96
12	8*	Solo	11 Spencer BOURNE	Radical SR3 RSX	1:39.296	11	11	2.774	0.365	97.60
13	29	Solo	12 Marcello MARATEOTTO	Radical SR3 RSX	1:39.606	7	10	3.084	0.310	97.29
14	10	Solo	13 John CAUDWELL	Radical SR3 RSX	1:39.678	7	11	3.156	0.072	97.22
15	6	Solo	14 Barry LIVERSIDGE	Radical SR3 RSX	1:39.875	11	12	3.353	0.197	97.03
16	64	Solo	15 Mark HIGNETT	Radical SR3 RSX	1:39.942	11	12	3.420	0.067	96.96
17	31	Solo	16 Rod GOODMAN	Radical SR3 RSX	1:40.825	10	12	4.303	0.883	96.12
18	24	Team	2 Peter BROOKES	Radical SR3 RSX	1:40.931	5	8	4.409	0.106	96.01
19	80	Team	3 Peter TYLER	Radical SR3 RSX	1:41.054	5	7	4.532	0.123	95.90
20	24	Team	4 Matt BROOKES	Radical SR3 RSX	1:42.134	2	3	5.612	1.080	94.88
21	63	Solo	17 Jim BOOTH	Radical SR3 RSX	1:42.386	11	11	5.864	0.252	94.65
22	94	Solo	18 Oli MARATEOTTO JR	Radical SR3 RSX	1:43.215	9	10	6.693	0.829	93.89

* Car 8 - 1 Lap time disallowed for exceeding track limits.

Weather / Track : Sunny / Dry

These results are provisional until the conclusion of any judicial and technical matters.

Oulton Park International
Circuit Length = 2.6920 miles
Start: 08:30 Flag 08:53 End: 08:53

Clerk Of Course :

Timekeeper :

MSVR Club Car Championships - Oulton Park International - 30th June 2018

Radical Challenge Championship

QUALIFYING - RACE 1 - LAP ANALYSIS

DIFF = Difference To Personal Best Lap

P1 2 Steve BURGESS				
LAP	LAP TIME	DIFF	MPH	TIME OF DAY
1 -				08:32:25.456
2 -	1:52.964	16.459	85.79	08:34:18.420
3 -	1:41.498	4.993	95.48	08:35:59.918
4 -	1:38.943	2.438	97.94	08:37:38.861
5 -	1:37.637	1.132	99.25	08:39:16.498
6 -	1:37.226	0.721	99.67	08:40:53.724
7 -	1:46.440	9.935	91.04	08:42:40.164
8 -	1:36.667	0.162	100.25	08:44:16.831
9 -	1:36.626 (3)	0.121	100.29	08:45:53.457
10 -	1:36.522 (2)	0.017	100.40	08:47:29.979
11 -	1:42.692	6.187	94.37	08:49:12.671
12 -	1:36.505 (1)		100.42	08:50:49.176

P2 4 Dominik JACKSON				
LAP	LAP TIME	DIFF	MPH	TIME OF DAY
1 -				08:32:22.790
2 -	1:46.582	9.959	90.92	08:34:09.372
3 -	1:40.594	3.971	96.34	08:35:49.966
4 -	1:38.272	1.649	98.61	08:37:28.238
5 -	1:37.541	0.918	99.35	08:39:05.779
6 -	1:36.772 (3)	0.149	100.14	08:40:42.551
7 -	1:36.623 (1)		100.30	08:42:19.174
8 -	1:36.685 (2)	0.062	100.23	08:43:55.859
9 -	1:44.326	7.703	92.89	08:45:40.185
10 -	1:41.943 P	5.320	95.06	08:47:22.128
11 -	2:34.938	58.315	62.54	08:49:57.066
12 -	1:38.089	1.466	98.80	08:51:35.155

P3 80 Tom GLADDIS				
LAP	LAP TIME	DIFF	MPH	TIME OF DAY
1 -				08:46:16.024
2 -	1:39.045 (3)	2.094	97.84	08:47:55.069
3 -	1:37.804 (2)	0.853	99.08	08:49:32.873
4 -	1:36.951 (1)		99.96	08:51:09.824

P4 5 Jerome DE SADELEER				
LAP	LAP TIME	DIFF	MPH	TIME OF DAY
1 -				08:32:17.167
2 -	1:47.955	10.338	89.77	08:34:05.122
3 -	1:39.628	2.011	97.27	08:35:44.750
4 -	1:38.497	0.880	98.39	08:37:23.247
5 -	1:37.934	0.317	98.95	08:39:01.181
6 -	1:37.622 (2)	0.005	99.27	08:40:38.803
7 -	1:37.941	0.324	98.95	08:42:16.744
8 -	1:37.617 (1)		99.27	08:43:54.361
9 -	1:37.939	0.322	98.95	08:45:32.300
10 -	1:37.680 (3)	0.063	99.21	08:47:09.980
11 -	1:45.831 P	8.214	91.57	08:48:55.811
12 -	2:46.694	1:09.077	58.13	08:51:42.505

P5 52 Mark RICHARDS				
LAP	LAP TIME	DIFF	MPH	TIME OF DAY
1 -				08:32:22.341
2 -	1:47.370	9.665	90.26	08:34:09.711
3 -	1:42.294	4.589	94.73	08:35:52.005
4 -	1:40.319	2.614	96.60	08:37:32.324
5 -	1:39.165	1.460	97.72	08:39:11.489
6 -	1:38.099	0.394	98.79	08:40:49.588

DIFF = Difference To Personal Best Lap

7 -	1:38.576	0.871	98.31	08:42:28.164
8 -	1:38.459	0.754	98.42	08:44:06.623
9 -	1:38.031 (3)	0.326	98.85	08:45:44.654
10 -	1:37.805 (2)	0.100	99.08	08:47:22.459
11 -	1:38.592	0.887	98.29	08:49:01.051
12 -	1:37.705 (1)		99.18	08:50:38.756

P6 28 Elliot GOODMAN				
LAP	LAP TIME	DIFF	MPH	TIME OF DAY
1 -				08:32:20.162
2 -	1:48.248	10.415	89.52	08:34:08.410
3 -	1:43.252	5.419	93.86	08:35:51.662
4 -	1:42.219	4.386	94.80	08:37:33.881
5 -	1:40.133	2.300	96.78	08:39:14.014
6 -	1:38.801	0.968	98.08	08:40:52.815
7 -	1:38.386	0.553	98.50	08:42:31.201
8 -	1:38.333	0.500	98.55	08:44:09.534
9 -	1:38.097 (3)	0.264	98.79	08:45:47.631
10 -	1:38.068 (2)	0.235	98.82	08:47:25.699
11 -	1:48.730	10.897	89.13	08:49:14.429
12 -	1:37.833 (1)		99.05	08:50:52.262

P7 57 Brian MURPHY				
LAP	LAP TIME	DIFF	MPH	TIME OF DAY
1 -				08:33:15.962
2 -	1:43.093	5.050	94.00	08:34:59.055
3 -	1:52.645	14.602	86.03	08:36:51.700
4 -	1:39.118 (3)	1.075	97.77	08:38:30.818
5 -	1:39.493	1.450	97.40	08:40:10.311
6 -	1:43.794	5.751	93.37	08:41:54.105
7 -	1:38.618 (2)	0.575	98.27	08:43:32.723
8 -	1:39.263	1.220	97.63	08:45:11.986
9 -	2:00.813	22.770	80.21	08:47:12.799
10 -	1:43.785	5.742	93.37	08:48:56.584
11 -	1:38.043 (1)		98.84	08:50:34.627

P8 66 Brian CAUDWELL				
LAP	LAP TIME	DIFF	MPH	TIME OF DAY
1 -				08:32:51.107
2 -	1:50.694	12.536	87.55	08:34:41.801
3 -	1:50.357	12.199	87.81	08:36:32.158
4 -	1:44.233	6.075	92.97	08:38:16.391
5 -	1:41.405	3.247	95.57	08:39:57.796
6 -	1:40.547	2.389	96.38	08:41:38.343
7 -	1:39.065	0.907	97.82	08:43:17.408
8 -	1:48.441	10.283	89.36	08:45:05.849
9 -	1:38.677 (3)	0.519	98.21	08:46:44.526
10 -	1:38.381 (2)	0.223	98.50	08:48:22.907
11 -	1:38.158 (1)		98.73	08:50:01.065
12 -	1:46.098	7.940	91.34	08:51:47.163

P9 26 Kristian JEFFREY				
LAP	LAP TIME	DIFF	MPH	TIME OF DAY
1 -				08:32:48.188
2 -	2:03.210	25.020	78.65	08:34:51.398
3 -	1:52.047	13.857	86.49	08:36:43.445
4 -	1:40.891	2.701	96.05	08:38:24.336
5 -	1:55.768	17.578	83.71	08:40:20.104
6 -	1:39.412	1.222	97.48	08:41:59.516
7 -	1:38.456 (3)	0.266	98.43	08:43:37.972
8 -	1:38.190 (1)		98.69	08:45:16.162

Weather / Track : Sunny / Dry

Oulton Park International
Circuit Length = 2.6920 miles
Start: 08:30 Flag 08:53 End: 08:53

MSVR Club Car Championships - Oulton Park International - 30th June 2018

Radical Challenge Championship

QUALIFYING - RACE 1 - LAP ANALYSIS

DIFF = Difference To Personal Best Lap

9 -	1:54.206	P	16.016	84.85	08:47:10.368
10 -	2:04.559		26.369	77.80	08:49:14.927
11 -	1:38.344	(2)	0.154	98.54	08:50:53.271

P10 20 Mark CRADER

LAP	LAP TIME	DIFF	MPH	TIME OF DAY
1 -				08:33:31.814
2 -	1:45.949	7.556	91.47	08:35:17.763
3 -	1:40.807	2.414	96.13	08:36:58.570
4 -	1:40.416	2.023	96.51	08:38:38.986
5 -	1:39.788	1.395	97.11	08:40:18.774
6 -	1:38.975 (3)	0.582	97.91	08:41:57.749
7 -	1:39.018	0.625	97.87	08:43:36.767
8 -	1:38.931 (2)	0.538	97.96	08:45:15.698
9 -	1:45.381	6.988	91.96	08:47:01.079
10 -	1:40.802	2.409	96.14	08:48:41.881
11 -	1:38.393 (1)		98.49	08:50:20.274

P11 14 John MACLEOD

LAP	LAP TIME	DIFF	MPH	TIME OF DAY
1 -				08:32:26.381
2 -	1:54.911	16.126	84.33	08:34:21.292
3 -	1:47.160	8.375	90.43	08:36:08.452
4 -	1:42.723	3.938	94.34	08:37:51.175
5 -	1:41.052	2.267	95.90	08:39:32.227
6 -	1:40.840	2.055	96.10	08:41:13.067
7 -	1:40.026	1.241	96.88	08:42:53.093
8 -	1:39.848 (3)	1.063	97.06	08:44:32.941
9 -	1:43.871	5.086	93.30	08:46:16.812
10 -	1:39.853	1.068	97.05	08:47:56.665
11 -	1:38.785 (1)		98.10	08:49:35.450
12 -	1:38.785 (1)		98.10	08:51:14.235

P12 29 Marcello MARATEOTTO

LAP	LAP TIME	DIFF	MPH	TIME OF DAY
1 -				08:32:51.775
2 -	1:52.184	13.354	86.38	08:34:43.959
3 -	1:46.821	7.991	90.72	08:36:30.780
4 -	1:41.277	2.447	95.69	08:38:12.057
5 -	1:40.485	1.655	96.44	08:39:52.542
6 -	1:40.350 (3)	1.520	96.57	08:41:32.892
7 -	1:39.606 (2)	0.776	97.29	08:43:12.498
8 -	1:53.303 P	14.473	85.53	08:45:05.801
9 -	3:43.225	2:04.395	43.41	08:48:49.026
10 -	1:38.830 (1)		98.06	08:50:27.856

P13 8 Spencer BOURNE

LAP	LAP TIME	DIFF	MPH	TIME OF DAY
1 -				08:32:25.924
2 -	1:54.875	15.787	84.36	08:34:20.799
3 -	1:53.499	14.411	85.38	08:36:14.298
4 -	1:43.744	4.656	93.41	08:37:58.042
5 -	1:42.053	2.965	94.96	08:39:40.095
6 -	1:40.386	1.298	96.54	08:41:20.481
7 -	1:39.347 D	0.229	97.57	08:42:59.798
8 -	2:10.611	31.523	74.19	08:45:10.409
9 -	1:40.193 (3)	1.105	96.72	08:46:50.602
10 -	1:39.088 (1)		97.80	08:48:29.690
11 -	1:39.296 (2)	0.208	97.60	08:50:08.986

DIFF = Difference To Personal Best Lap

P14 24 Peter BROOKES				
LAP	LAP TIME	DIFF	MPH	TIME OF DAY
1 -				08:32:25.331
2 -	1:57.032	17.575	82.80	08:34:22.363
3 -	1:47.553	8.096	90.10	08:36:09.916
4 -	1:42.968	3.511	94.11	08:37:52.884
5 -	1:40.931 (2)	1.474	96.01	08:39:33.815
6 -	1:41.294 (3)	1.837	95.67	08:41:15.109
7 -	1:39.457 (1)		97.44	08:42:54.566
8 -	1:44.394 P	4.937	92.83	08:44:38.960

P15 10 John CAUDWELL

LAP	LAP TIME	DIFF	MPH	TIME OF DAY
1 -				08:33:18.131
2 -	1:46.751	7.142	90.78	08:35:04.882
3 -	1:42.441	2.832	94.60	08:36:47.323
4 -	1:41.327	1.718	95.64	08:38:28.650
5 -	1:41.282	1.673	95.68	08:40:09.932
6 -	1:39.814	0.205	97.09	08:41:49.746
7 -	1:39.678 (2)	0.069	97.22	08:43:29.424
8 -	1:44.397	4.788	92.83	08:45:13.821
9 -	1:40.614	1.005	96.32	08:46:54.435
10 -	1:39.609 (1)		97.29	08:48:34.044
11 -	1:39.795 (3)	0.186	97.11	08:50:13.839

P16 6 Barry LIVERSIDGE

LAP	LAP TIME	DIFF	MPH	TIME OF DAY
1 -				08:32:53.128
2 -	1:51.992	12.139	86.53	08:34:45.120
3 -	1:47.290	7.437	90.32	08:36:32.410
4 -	1:45.045	5.192	92.25	08:38:17.455
5 -	1:42.687	2.834	94.37	08:40:00.142
6 -	1:42.031	2.178	94.98	08:41:42.173
7 -	1:41.675	1.822	95.31	08:43:23.848
8 -	1:43.435	3.582	93.69	08:45:07.283
9 -	1:40.374	0.521	96.55	08:46:47.657
10 -	1:39.853 (1)		97.05	08:48:27.510
11 -	1:39.875 (2)	0.022	97.03	08:50:07.385
12 -	1:40.193 (3)	0.340	96.72	08:51:47.578

P17 64 Mark HIGNETT

LAP	LAP TIME	DIFF	MPH	TIME OF DAY
1 -				08:32:23.639
2 -	1:56.079	16.212	83.48	08:34:19.718
3 -	1:45.457	5.590	91.89	08:36:05.175
4 -	1:43.663	3.796	93.48	08:37:48.838
5 -	1:42.332	2.465	94.70	08:39:31.170
6 -	1:44.633	4.766	92.62	08:41:15.803
7 -	1:41.744	1.877	95.25	08:42:57.547
8 -	1:40.276 (3)	0.409	96.64	08:44:37.823
9 -	1:41.313	1.446	95.65	08:46:19.136
10 -	1:40.297	0.430	96.62	08:47:59.433
11 -	1:39.942 (2)	0.075	96.96	08:49:39.375
12 -	1:39.867 (1)		97.04	08:51:19.242

P18 80 Peter TYLER

LAP	LAP TIME	DIFF	MPH	TIME OF DAY
1 -				08:32:24.477
2 -	1:58.829	18.296	81.55	08:34:23.306
3 -	1:57.769	17.236	82.29	08:36:21.075

Oulton Park International
 Circuit Length = 2.6920 miles
 Start: 08:30 Flag 08:53 End: 08:53

Weather / Track : Sunny / Dry

MSVR Club Car Championships - Oulton Park International - 30th June 2018

Radical Challenge Championship

QUALIFYING - RACE 1 - LAP ANALYSIS

DIFF = Difference To Personal Best Lap

4 -	1:43.385 (3)	2.852	93.73	08:38:04.460
5 -	1:41.054 (2)	0.521	95.90	08:39:45.514
6 -	1:40.533 (1)		96.39	08:41:26.047
7 -	1:47.924 P	7.391	89.79	08:43:13.971

P19 31 Rod GOODMAN				
LAP	LAP TIME	DIFF	MPH	TIME OF DAY

1 -				08:32:28.971
2 -	1:54.506	13.840	84.63	08:34:23.477
3 -	1:51.811	11.145	86.67	08:36:15.288
4 -	1:44.817	4.151	92.45	08:38:00.105
5 -	1:42.804	2.138	94.26	08:39:42.909
6 -	1:42.934	2.268	94.15	08:41:25.843
7 -	1:43.541	2.875	93.59	08:43:09.384
8 -	1:42.001	1.335	95.01	08:44:51.385
9 -	1:41.739 (3)	1.073	95.25	08:46:33.124
10 -	1:40.825 (2)	0.159	96.12	08:48:13.949
11 -	1:40.666 (1)		96.27	08:49:54.615
12 -	1:41.764	1.098	95.23	08:51:36.379

P20 24 Matt BROOKES				
LAP	LAP TIME	DIFF	MPH	TIME OF DAY

1 -				08:48:08.756
2 -	1:42.134 (2)	0.979	94.88	08:49:50.890
3 -	1:41.155 (1)		95.80	08:51:32.045

P21 63 Jim BOOTH				
LAP	LAP TIME	DIFF	MPH	TIME OF DAY

1 -				08:32:53.540
2 -	1:52.474	10.413	86.16	08:34:46.014
3 -	1:47.252	5.191	90.36	08:36:33.266
4 -	1:45.348	3.287	91.99	08:38:18.614
5 -	1:43.676	1.615	93.47	08:40:02.290
6 -	1:42.759 (3)	0.698	94.31	08:41:45.049
7 -	1:43.027	0.966	94.06	08:43:28.076
8 -	1:49.789	7.728	88.27	08:45:17.865
9 -	1:43.957	1.896	93.22	08:47:01.822
10 -	1:42.061 (1)		94.95	08:48:43.883
11 -	1:42.386 (2)	0.325	94.65	08:50:26.269

P22 94 Oli MARATEOTTO JR				
LAP	LAP TIME	DIFF	MPH	TIME OF DAY

1 -				08:33:08.169
2 -	2:04.069	21.622	78.11	08:35:12.238
3 -	1:49.075	6.628	88.84	08:37:01.313
4 -	1:45.799	3.352	91.60	08:38:47.112
5 -	1:44.500 (3)	2.053	92.73	08:40:31.612
6 -	1:49.266 P	6.819	88.69	08:42:20.878
7 -	2:46.623	1:04.176	58.16	08:45:07.501
8 -	1:45.525	3.078	91.83	08:46:53.026
9 -	1:43.215 (2)	0.768	93.89	08:48:36.241
10 -	1:42.447 (1)		94.59	08:50:18.688


MSVR Club Car Championships - Oulton Park International - 30th June 2018

Radical Challenge Championship

RACE 1 - GRID (40 minutes) - AMENDED

ROW 10	19	1:42.061 63 Jim BOOTH	20	1:42.447 94 Olii MARATEOTTO JR
ROW 9	17	1:40.306 24 Peter BROOKES	18	1:40.666 31 Rod GOODMAN
ROW 8	15	1:39.853 6 Barry LIVERSIDGE	16	1:39.867 64 Mark HIGNETT
ROW 7	13	1:39.088 8 Spencer BOURNE	14	1:39.609 10 John CAUDWELL
ROW 6	11	1:38.785 14 John MACLEOD	12	1:38.830 29 Marcello MARATEOTTO
ROW 5	9	1:38.393 20 Mark CRADER	10	1:38.742 80 Peter TYLER
ROW 4	7	1:38.158 66 Brian CAUDWELL	8	1:38.190 26 Kristian JEFFREY
ROW 3	5	1:37.833 28 Elliot GOODMAN	6	1:38.043 57 Brian MURPHY
ROW 2	3	1:37.617 5 Jerome DE SADELEER	4	1:37.705 52 Mark RICHARDS
ROW 1	1	1:36.505 2 Steve BURGESS	2	1:36.623 4 Dominik JACKSON

Pole



Car 24 - Driver Peter Brookes not Matt Brookes.

Oulton Park International
Circuit Length = 2.6920 miles

These results are provisional until the conclusion of any judicial and technical matters.


Clerk Of Course :

Timekeeper :

MSVR Club Car Championships - Oulton Park International - 30th June 2018

Radical Challenge Championship

RACE 6 - GRID (20 minutes)

ROW 10	19	1:42.386 63 Jim BOOTH	20	1:43.215 94 Oli MARATEOTTO JR
ROW 9	17	1:40.825 31 Rod GOODMAN	18	1:41.155 24 Matt BROOKES
ROW 8	15	1:39.942 64 Mark HIGNETT	16	1:40.533 80 Peter TYLER
ROW 7	13	1:39.678 10 John CAUDWELL	14	1:39.875 6 Barry LIVERSIDGE
ROW 6	11	1:39.296 8 Spencer BOURNE	12	1:39.606 29 Marcello MARATEOTTO
ROW 5	9	1:38.785 14 John MACLEOD	10	1:38.931 20 Mark CRADER
ROW 4	7	1:38.381 66 Brian CAUDWELL	8	1:38.618 57 Brian MURPHY
ROW 3	5	1:38.068 28 Elliot GOODMAN	6	1:38.344 26 Kristian JEFFREY
ROW 2	3	1:37.622 5 Jerome DE SADELEER	4	1:37.805 52 Mark RICHARDS
ROW 1	1	1:36.522 2 Steve BURGESS	2	1:36.685 4 Dominik JACKSON
Pole				
				

Oulton Park International
Circuit Length = 2.6920 miles

These results are provisional until the conclusion of any judicial and technical matters.

Clerk Of Course :		Timekeeper :	
-------------------	--	--------------	--

MSVR Club Car Championships - Oulton Park International - 30th June 2018

Radical Challenge Championship

RACE 1 - CLASSIFICATION

POS	NO	CL	PIC NAME	ENTRY	LAPS	TIME	GAP	DIFF	MPH	BEST	ON
1	2	Solo	1 Steve BURGESS	Radical SR3 RSX	24	40:39.634			95.33	1:38.037	12
2	52	Solo	2 Mark RICHARDS	Radical SR3 RSX	24	41:00.703	21.069	21.069	94.52	1:38.962	6
3	57	Solo	3 Brian MURPHY	Radical SR3 RSX	24	41:03.740	24.106	3.037	94.40	1:38.432	19
4	5	Solo	4 Jerome DE SADELEER	Radical SR3 RSX	24	41:06.753	27.119	3.013	94.29	1:38.371	7
5	28	Solo	5 Elliot GOODMAN	Radical SR3 RSX	24	41:08.735	29.101	1.982	94.21	1:39.212	21
6	26	Solo	6 Kristian JEFFREY	Radical SR3 RSX	24	41:08.835	29.201	0.100	94.21	1:38.110	16
7	20	Solo	7 Mark CRADER	Radical SR3 RSX	24	41:15.795	36.161	6.960	93.94	1:38.565	16
8	4	Solo	8 Dominik JACKSON	Radical SR3 RSX	24	41:21.569	41.935	5.774	93.72	1:37.868	7
9	66	Solo	9 Brian CAUDWELL	Radical SR3 RSX	24	41:30.934	51.300	9.365	93.37	1:39.193	4
10	29	Solo	10 Marcello MARATEOTTO	Radical SR3 RSX	24	41:38.483	58.849	7.549	93.09	1:39.085	4
11	80	Team	1 TYLER / GLADDIS	Radical SR3 RSX	24	41:50.169	1:10.535	11.686	92.65	1:38.695	16
12	8	Solo	11 Spencer BOURNE	Radical SR3 RSX	24	41:52.294	1:12.660	2.125	92.58	1:40.563	22
13	6	Solo	12 Barry LIVERSIDGE	Radical SR3 RSX	24	41:56.272	1:16.638	3.978	92.43	1:39.847	21
14	64	Solo	13 Mark HIGNETT	Radical SR3 RSX	24	41:58.923	1:19.289	2.651	92.33	1:40.507	10
15	24	Team	2 P.BROOKES / M.BROOKES	Radical SR3 RSX	24	42:16.581	1:36.947	17.658	91.69	1:40.881	21
16	14	Solo	14 John MACLEOD	Radical SR3 RSX	24	42:17.447	1:37.813	0.866	91.66	1:40.113	10
17	10	Solo	15 John CAUDWELL	Radical SR3 RSX	24	42:31.739	1:52.105	14.292	91.15	1:40.278	18
18	31	Solo	16 Rod GOODMAN	Radical SR3 RSX	23	40:46.718	1 Lap	1 Lap	91.10	1:40.302	20
19	63	Solo	17 Jim BOOTH	Radical SR3 RSX	23	41:29.861	1 Lap	43.143	89.52	1:42.594	23
20	94	Solo	18 Oli MARATEOTTO JR	Radical SR3 RSX	23	41:31.379	1 Lap	1.518	89.46	1:42.425	21

FASTEST LAP

4	Solo	Dominik JACKSON	Radical SR3 RSX	7	1:37.868	99.02 mph	159.36 kph
80	Team	TYLER / GLADDIS	Radical SR3 RSX	16	1:38.695	98.19 mph	158.02 kph

Weather / Track : Sunny / Dry

These results are provisional until the conclusion of any judicial and technical matters.

Oulton Park International
Circuit Length = 2.6920 miles
Start: 10:53 Flag 11:33 End: 11:35

Clerk Of Course :

Timekeeper :

MSVR Club Car Championships - Oulton Park International - 30th June 2018

Radical Challenge Championship

RACE 1 - LAP CHART

LAP 1 @ 10:54:52.242			LAP 2 @ 10:56:31.654			LAP 3 @ 10:58:10.803			LAP 4 @ 10:59:49.298			LAP 5 @ 11:01:27.556		
NO	BEHIND	LAP TIME	NO	BEHIND	LAP TIME	NO	BEHIND	LAP TIME	NO	BEHIND	LAP TIME	NO	BEHIND	LAP TIME
4		1:41.496	4		1:39.412	4		1:39.149	4		1:38.495	4		1:38.258
2	2.366	1:43.862	2	2.985	1:40.031	2	2.953	1:39.117	2	3.619	1:39.161	2	3.781	1:38.420
5	2.775	1:44.271	5	3.697	1:40.334	5	4.257	1:39.709	5	4.827	1:39.065	5	5.722	1:39.153
52	3.272	1:44.768	52	4.379	1:40.519	52	5.105	1:39.875	52	6.236	1:39.626	52	7.980	1:40.002
57	3.890	1:45.386	57	5.044	1:40.566	57	5.521	1:39.626	57	6.648	1:39.622	57	8.618	1:40.228
28	5.271	1:46.767	28	7.229	1:41.370	28	8.051	1:39.971	28	9.230	1:39.674	28	10.551	1:39.579
26	5.465	1:46.961	26	7.723	1:41.670	26	8.540	1:39.966	26	9.688	1:39.643	26	10.895	1:39.465
66	5.892	1:47.388	66	8.436	1:41.956	66	9.648	1:40.361	66	10.346	1:39.193	66	11.344	1:39.256
29	7.980	1:49.476	29	9.716	1:41.148	29	10.577	1:40.010	29	11.167	1:39.085	29	12.205	1:39.296
20	8.080	1:49.576	20	10.414	1:41.746	20	11.608	1:40.343	20	12.491	1:39.378	20	13.806	1:39.573
80	8.769	1:50.265	80	12.052	1:42.695	80	15.039	1:42.136	80	18.768	1:42.224	80	21.997	1:41.487
8	10.606	1:52.102	8	14.181	1:42.987	8	17.243	1:42.211	8	20.471	1:41.723	8	24.842	1:42.629
6	11.075	1:52.571	6	14.693	1:43.030	6	17.556	1:42.012	6	20.729	1:41.668	6	25.184	1:42.713
10	11.217	1:52.713	10	14.874	1:43.069	10	18.505	1:42.780	10	21.364	1:41.354	10	25.517	1:42.411
24	11.467	1:52.963	24	15.329	1:43.274	24	19.643	1:42.477	24	22.872	1:41.724	24	27.130	1:42.516
64	11.853	1:53.349	64	16.315	1:43.874	64	19.984	1:43.804	64	25.272	1:43.783	64	29.175	1:42.161
63	13.893	1:55.389	63	19.311	1:44.830	14	23.999	1:42.941	14	26.102	1:40.598	14	29.450	1:41.606
31	14.379	1:55.875	31	19.883	1:44.916	63	25.291	1:45.129	31	30.459	1:42.935	31	34.293	1:42.092
94	14.685	1:56.181	14	20.207	1:43.192	31	26.019	1:45.285	63	31.558	1:44.762	63	45.491	1:52.191
14	16.427	1:57.923	94	20.703	1:45.430	94	26.520	1:44.966	94	31.918	1:43.893	94	49.315	1:55.655

Weather / Track : Sunny / Dry

Results can be found at www.tsl-timing.com

Page 1 of 5

Oulton Park International
Circuit Length = 2.6920 miles
Start: 10:53 Flag 11:33 End: 11:35

Printed - 11:37 Saturday, 30 June 2018

MSVR Club Car Championships - Oulton Park International - 30th June 2018

Radical Challenge Championship

RACE 1 - LAP CHART

LAP 6 @ 11:03:06.052			LAP 7 @ 11:04:43.920			LAP 8 @ 11:06:22.288			LAP 9 @ 11:08:00.298			LAP 10 @ 11:09:38.300		
NO	BEHIND	LAP TIME	NO	BEHIND	LAP TIME	NO	BEHIND	LAP TIME	NO	BEHIND	LAP TIME	NO	BEHIND	LAP TIME
4		1:38.496	4		1:37.868	4		1:38.368	4		1:38.010	4		1:38.002
2	4.172	1:38.887	2	4.778	1:38.474	2	4.643	1:38.233	2	4.871	1:38.238	2	5.651	1:38.782
5	6.066	1:38.840	5	6.569	1:38.371	5	7.009	1:38.808	5	8.140	1:39.141	5	9.390	1:39.252
52	8.446	1:38.962	52	9.698	1:39.120	52	10.390	1:39.060	52	11.867	1:39.487	52	13.072	1:39.207
57	9.303	1:39.181	57	10.766	1:39.331	57	12.408	1:40.010	57	14.897	1:40.499	57	16.107	1:39.212
28	11.794	1:39.739	28	13.647	1:39.721	26	15.365	1:39.843	26	16.310	1:38.955	26	17.190	1:38.882
26	12.115	1:39.716	26	13.890	1:39.643	28	15.468	1:40.189	28	17.688	1:40.230	28	19.084	1:39.398
66	12.548	1:39.700	66	14.785	1:40.105	66	15.868	1:39.451	29	20.479	1:40.577	29	21.571	1:39.094
29	12.853	1:39.144	29	16.176	1:41.191	29	17.912	1:40.104	66	21.022	1:43.164	66	22.955	1:39.935
20	14.804	1:39.494	20	16.291	1:39.355	20	18.195	1:40.272	20	21.529	1:41.344	20	23.441	1:39.914
80	25.224	1:41.723	80	28.541	1:41.185	80	31.671	1:41.498	80	35.116	1:41.455	80	38.292	1:41.178
8	28.575	1:42.229	8	33.758	1:43.051	8	37.693	1:42.303	8	41.349	1:41.666	8	44.553	1:41.206
6	29.317	1:42.629	6	33.995	1:42.546	6	37.952	1:42.325	6	41.722	1:41.780	6	44.914	1:41.194
10	29.524	1:42.503	10	34.109	1:42.453	10	38.767	1:43.026	10	42.258	1:41.501	10	45.442	1:41.186
64	30.645	1:42.011	64	39.135	1:46.358	64	41.322	1:40.555	64	44.718	1:41.406	64	47.223	1:40.507
14	31.374	1:40.420	24	39.903	1:43.922	24	42.830	1:41.295	24	46.071	1:41.251	24	49.279	1:41.210
24	33.849	1:43.170	31	42.979	1:42.710	31	46.441	1:41.830	31	50.559	1:42.128	31	53.719	1:41.162
31	38.137	1:42.340	14	48.657	1:55.151	14	50.996	1:40.707	14	53.320	1:40.334	14	55.431	1:40.113
63	51.005	1:44.010	63	57.472	1:44.335	63	1:03.282	1:44.178	63	1:08.916	1:43.644	63	1:15.754	1:44.840
94	55.106	1:44.287	94	1:00.266	1:43.028	94	1:05.010	1:43.112	94	1:10.254	1:43.254	94	1:16.031	1:43.779

Weather / Track : Sunny / Dry

Results can be found at www.tsl-timing.com

Page 2 of 5

Oulton Park International
Circuit Length = 2.6920 miles
Start: 10:53 Flag 11:33 End: 11:35

Printed - 11:37 Saturday, 30 June 2018

MSVR Club Car Championships - Oulton Park International - 30th June 2018

Radical Challenge Championship

RACE 1 - LAP CHART

LAP 11 @ 11:11:17.178			LAP 12 @ 11:12:57.948			LAP 13 @ 11:14:39.440			LAP 14 @ 11:16:21.453			LAP 15 @ 11:18:16.145		
NO	BEHIND	LAP TIME	NO	BEHIND	LAP TIME	NO	BEHIND	LAP TIME	NO	BEHIND	LAP TIME	NO	BEHIND	LAP TIME
4		1:38.878	4		1:40.770 P	2		1:38.982	2		1:42.013 P	57		1:43.409 P
2	5.243	1:38.470	2	2.510	1:38.037	5	5.655	1:39.386	5	6.842	1:43.200 P	64	1 Lap	2:41.323
5	9.199	1:38.687	5	7.761	1:39.332	57	12.456	1:39.130	57	11.283	1:40.840	80	1 Lap	1:40.436
52	13.594	1:39.400	52	12.438	1:39.614	26	12.830	1:39.109	10	1 Lap	2:43.288	24	1 Lap	1:42.237
57	16.771	1:39.542	57	14.818	1:38.817	52	14.620	1:43.674 P	26	16.135	1:45.318 P	14	1 Lap	2:50.321
26	17.178	1:38.866	26	15.213	1:38.805	66	19.814	1:39.430	66	20.780	1:42.979 P	31	1 Lap	3:01.683
28	19.778	1:39.572	28	21.628	1:42.620 P	29	35.856	1:45.732 P	24	1 Lap	2:49.381	2	45.908	2:40.600
66	23.337	1:39.260	66	21.876	1:39.309	8	47.063	1:41.292	80	1 Lap	3:03.327	63	1 Lap	1:43.771
20	24.241	1:39.678	20	26.126	1:42.655 P	6	47.360	1:41.236	8	48.786	1:43.736 P	94	1 Lap	2:59.871
29	32.088	1:49.395	29	31.616	1:40.298	64	56.740	1:48.089 P	6	50.265	1:44.918 P	52	57.434	1:39.266
80	40.438	1:41.024	80	45.133	1:45.465 P	31	1:01.118	1:45.708 P	63	1 Lap	2:49.570	28	1:02.545	1:39.702
8	46.675	1:41.000	8	47.263	1:41.358	14	1:07.344	1:47.037 P	52	1:12.860	2:40.253	66	1:04.918	2:38.830
6	47.201	1:41.165	6	47.616	1:41.185	28	1:19.645	2:39.509	28	1:17.535	1:39.903	5	1:06.199	2:54.049
10	48.111	1:41.547	64	50.143	1:41.627	20	1:29.917	2:45.283	20	1:27.070	1:39.166	26	1:08.561	2:47.118
64	49.286	1:40.941	10	53.532	1:46.191 P	94	1:32.687	1:48.023 P	29	1:30.625	2:36.782	20	1:11.419	1:39.041
24	52.235	1:41.834	31	56.902	1:41.428	4	1:37.312	3:18.804	4	1:34.381	1:39.082	29	1:15.399	1:39.466
31	56.244	1:41.403	24	57.755	1:46.290 P				10	1:54.090	1:40.775	4	1:18.279	1:38.590
14	58.322	1:41.769	14	1:01.799	1:44.247							8	1:36.146	2:42.052
63	1:21.395	1:44.519	94	1:26.156	1:45.273							10	1:40.795	1:41.397
94	1:21.653	1:44.500	63	1:31.779	1:51.154 P							6	1:41.464	2:45.891
												64	1:41.994	1:40.636
												80	1:49.534	1:38.835
												24	1:52.465	1:41.289
												14	2:02.348	1:41.388
												31	2:07.040	1:40.944

Weather / Track : Sunny / Dry

Results can be found at www.tsl-timing.com

Page 3 of 5

Oulton Park International
 Circuit Length = 2.6920 miles
 Start: 10:53 Flag 11:33 End: 11:35

Printed - 11:37 Saturday, 30 June 2018

MSVR Club Car Championships - Oulton Park International - 30th June 2018

Radical Challenge Championship

RACE 1 - LAP CHART

LAP 16 @ 11:20:40.836			LAP 17 @ 11:22:19.358			LAP 18 @ 11:23:58.482			LAP 19 @ 11:25:37.070			LAP 20 @ 11:27:15.531		
NO	BEHIND	LAP TIME	NO	BEHIND	LAP TIME	NO	BEHIND	LAP TIME	NO	BEHIND	LAP TIME	NO	BEHIND	LAP TIME
2		1:38.783	2		1:38.522	2		1:39.124	2		1:38.588	2		1:38.461
63	1 Lap	1:44.482	52	14.678	1:40.294	52	14.853	1:39.299	52	15.941	1:39.676	52	16.987	1:39.507
52	12.906	1:40.163	63	1 Lap	1:46.935	57	19.011	1:40.782	57	18.855	1:38.432	57	19.703	1:39.309
94	1 Lap	1:43.760	57	17.353	1:40.265	63	1 Lap	1:43.550	28	21.903	1:40.197	28	23.026	1:39.584
57	15.610	2:40.301	28	19.153	1:40.091	28	20.294	1:40.265	5	23.272	1:39.924	5	23.915	1:39.104
28	17.584	1:39.730	94	1 Lap	1:43.741	5	21.936	1:39.536	26	24.930	1:39.378	26	24.773	1:38.304
5	20.907	1:39.399	5	21.524	1:39.139	26	24.140	1:39.296	63	1 Lap	1:46.503	63	1 Lap	1:42.891
66	21.415	1:41.188	26	23.968	1:40.510	94	1 Lap	1:44.274	20	29.538	1:40.017	20	32.166	1:41.089
26	21.980	1:38.110	66	24.171	1:41.278	20	28.109	1:40.128	94	1 Lap	1:43.994	94	1 Lap	1:42.776
20	25.293	1:38.565	20	27.105	1:40.334	29	34.509	1:41.070	29	36.124	1:40.203	29	38.425	1:40.762
29	31.333	1:40.625	29	32.563	1:39.752	4	35.283	1:41.342	4	36.329	1:39.634	4	38.487	1:40.619
4	32.460	1:38.872	4	33.065	1:39.127	66	37.508	1:52.461	66	40.975	1:42.055	66	42.824	1:40.310
8	52.390	1:40.935	8	54.934	1:41.066	8	56.707	1:40.897	8	59.085	1:40.966	8	1:01.646	1:41.022
10	56.869	1:40.765	10	58.677	1:40.330	10	59.831	1:40.278	10	1:01.569	1:40.326	6	1:04.924	1:41.020
6	57.531	1:40.758	6	59.717	1:40.708	6	1:00.543	1:39.950	6	1:02.365	1:40.410	80	1:06.252	1:39.430
64	58.416	1:41.113	64	1:00.830	1:40.936	64	1:03.240	1:41.534	80	1:05.283	1:40.200	64	1:09.828	1:41.547
80	1:03.538	1:38.695	80	1:03.792	1:38.776	80	1:03.671	1:39.003	64	1:06.742	1:42.090	10	1:12.528	1:49.420
24	1:09.751	1:41.977	24	1:12.605	1:41.376	24	1:15.087	1:41.606	24	1:17.925	1:41.426	24	1:20.601	1:41.137
14	1:17.955	1:40.298	14	1:20.291	1:40.858	14	1:22.450	1:41.283	14	1:24.935	1:41.073	14	1:27.693	1:41.219
31	1:23.591	1:41.242	31	1:26.164	1:41.095	31	1:29.068	1:42.028	31	1:31.487	1:41.007	31	1:33.328	1:40.302

Weather / Track : Sunny / Dry

Results can be found at www.tsl-timing.com

Page 4 of 5

Oulton Park International
Circuit Length = 2.6920 miles
Start: 10:53 Flag 11:33 End: 11:35

Printed - 11:37 Saturday, 30 June 2018

MSVR Club Car Championships - Oulton Park International - 30th June 2018

Radical Challenge Championship

RACE 1 - LAP CHART

LAP 21 @ 11:28:53.861			LAP 22 @ 11:30:32.210			LAP 23 @ 11:32:11.753			LAP 24 @ 11:33:50.380		
NO	BEHIND	LAP TIME	NO	BEHIND	LAP TIME	NO	BEHIND	LAP TIME	NO	BEHIND	LAP TIME
2		1:38.330	2		1:38.349	2		1:39.543	2		1:38.627
52	18.166	1:39.509	52	19.577	1:39.760	31	1 Lap	1:44.629	31	1 Lap	1:42.455
57	20.477	1:39.104	57	21.917	1:39.789	52	19.821	1:39.787	52	21.069	1:39.875
28	23.908	1:39.212	28	25.161	1:39.602	57	22.290	1:39.916	57	24.106	1:40.443
5	24.464	1:38.879	5	25.451	1:39.336	5	25.757	1:39.849	5	27.119	1:39.989
26	24.887	1:38.444	26	25.712	1:39.174	26	25.903	1:39.734	28	29.101	1:41.685
20	33.863	1:40.027	20	35.435	1:39.921	28	26.043	1:40.425	26	29.201	1:41.925
63	1 Lap	1:44.284	4	41.068	1:39.791	20	35.263	1:39.371	20	36.161	1:39.525
4	39.626	1:39.469	63	1 Lap	1:43.371	4	40.956	1:39.431	4	41.935	1:39.606
94	1 Lap	1:43.235	94	1 Lap	1:42.425	63	1 Lap	1:42.929	63	1 Lap	1:42.594
29	41.115	1:41.020	66	47.508	1:40.057	94	1 Lap	1:42.432	66	51.300	1:41.453
66	45.800	1:41.306	29	54.492	1:51.726	66	48.474	1:40.509	94	1 Lap	1:43.490
8	1:04.812	1:41.496	8	1:07.026	1:40.563	29	56.998	1:42.049	29	58.849	1:40.478
6	1:06.441	1:39.847	80	1:08.292	1:39.735	8	1:09.014	1:41.531	80	1:10.535	1:39.926
80	1:06.906	1:38.984	6	1:09.274	1:41.182	80	1:09.236	1:40.487	8	1:12.660	1:42.273
64	1:12.431	1:40.933	64	1:14.974	1:40.892	6	1:11.721	1:41.990	6	1:16.638	1:43.544
10	1:14.822	1:40.624	24	1:27.770	1:42.967	64	1:16.620	1:41.189	64	1:19.289	1:41.296
24	1:23.152	1:40.881	10	1:28.289	1:51.816	10	1:32.079	1:43.333	24	1:36.947	1:43.049
14	1:30.327	1:40.964	14	1:33.263	1:41.285	24	1:32.525	1:44.298	14	1:37.813	1:42.284
31	1:36.519	1:41.521				14	1:34.156	1:40.436	10	1:52.105	1:58.653

Weather / Track : Sunny / Dry

Results can be found at www.tsl-timing.com

Page 5 of 5

Oulton Park International
Circuit Length = 2.6920 miles
Start: 10:53 Flag 11:33 End: 11:35

Printed - 11:37 Saturday, 30 June 2018

MSVR Club Car Championships - Oulton Park International - 30th June 2018

Radical Challenge Championship

RACE 1 - LAP ANALYSIS

DIFF = Difference To Personal Best Lap

P1 2 Steve BURGESS				
LAP	LAP TIME	DIFF	MPH	TIME OF DAY
1 -	1:43.862	5.825	93.30	10:54:54.608
2 -	1:40.031	1.994	96.88	10:56:34.639
3 -	1:39.117	1.080	97.77	10:58:13.756
4 -	1:39.161	1.124	97.73	10:59:52.917
5 -	1:38.420	0.383	98.46	11:01:31.337
6 -	1:38.887	0.850	98.00	11:03:10.224
7 -	1:38.474	0.437	98.41	11:04:48.698
8 -	1:38.233 (2)	0.196	98.65	11:06:26.931
9 -	1:38.238 (3)	0.201	98.65	11:08:05.169
10 -	1:38.782	0.745	98.10	11:09:43.951
11 -	1:38.470	0.433	98.41	11:11:22.421
12 -	1:38.037 (1)		98.85	11:13:00.458
13 -	1:38.982	0.945	97.90	11:14:39.440
14 -	1:42.013 P	3.976	95.00	11:16:21.453
15 -	2:40.600	1:02.563	60.34	11:19:02.053
16 -	1:38.783	0.746	98.10	11:20:40.836
17 -	1:38.522	0.485	98.36	11:22:19.358
18 -	1:39.124	1.087	97.76	11:23:58.482
19 -	1:38.588	0.551	98.30	11:25:37.070
20 -	1:38.461	0.424	98.42	11:27:15.531
21 -	1:38.330	0.293	98.55	11:28:53.861
22 -	1:38.349	0.312	98.53	11:30:32.210
23 -	1:39.543	1.506	97.35	11:32:11.753
24 -	1:38.627	0.590	98.26	11:33:50.380

P2 52 Mark RICHARDS				
LAP	LAP TIME	DIFF	MPH	TIME OF DAY
1 -	1:44.768	5.806	92.50	10:54:55.514
2 -	1:40.519	1.557	96.41	10:56:36.033
3 -	1:39.875	0.913	97.03	10:58:15.908
4 -	1:39.626	0.664	97.27	10:59:55.534
5 -	1:40.002	1.040	96.91	11:01:35.536
6 -	1:38.962 (1)		97.92	11:03:14.498
7 -	1:39.120 (3)	0.158	97.77	11:04:53.618
8 -	1:39.060 (2)	0.098	97.83	11:06:32.678
9 -	1:39.487	0.525	97.41	11:08:12.165
10 -	1:39.207	0.245	97.68	11:09:51.372
11 -	1:39.400	0.438	97.49	11:11:30.772
12 -	1:39.614	0.652	97.28	11:13:10.386
13 -	1:43.674 P	4.712	93.47	11:14:54.060
14 -	2:40.253	1:01.291	60.47	11:17:34.313
15 -	1:39.266	0.304	97.62	11:19:13.579
16 -	1:40.163	1.201	96.75	11:20:53.742
17 -	1:40.294	1.332	96.62	11:22:34.036
18 -	1:39.299	0.337	97.59	11:24:13.335
19 -	1:39.676	0.714	97.22	11:25:53.011
20 -	1:39.507	0.545	97.39	11:27:32.518
21 -	1:39.509	0.547	97.39	11:29:12.027
22 -	1:39.760	0.798	97.14	11:30:51.787
23 -	1:39.787	0.825	97.11	11:32:31.574
24 -	1:39.875	0.913	97.03	11:34:11.449

P3 57 Brian MURPHY				
LAP	LAP TIME	DIFF	MPH	TIME OF DAY
1 -	1:45.386	6.954	91.95	10:54:56.132
2 -	1:40.566	2.134	96.36	10:56:36.698
3 -	1:39.626	1.194	97.27	10:58:16.324
4 -	1:39.622	1.190	97.28	10:59:55.946
5 -	1:40.228	1.796	96.69	11:01:36.174
6 -	1:39.181	0.749	97.71	11:03:15.355

DIFF = Difference To Personal Best Lap

7 -	1:39.331	0.899	97.56	11:04:54.686
8 -	1:40.010	1.578	96.90	11:06:34.696
9 -	1:40.499	2.067	96.43	11:08:15.195
10 -	1:39.212	0.780	97.68	11:09:54.407
11 -	1:39.542	1.110	97.35	11:11:33.949
12 -	1:38.817 (2)	0.385	98.07	11:13:12.766
13 -	1:39.130	0.698	97.76	11:14:51.896
14 -	1:40.840	2.408	96.10	11:16:32.736
15 -	1:43.409 P	4.977	93.71	11:18:16.145
16 -	2:40.301	1:01.869	60.45	11:20:56.446
17 -	1:40.265	1.833	96.65	11:22:36.711
18 -	1:40.782	2.350	96.16	11:24:17.493
19 -	1:38.432 (1)		98.45	11:25:55.925
20 -	1:39.309	0.877	97.58	11:27:35.234
21 -	1:39.104 (3)	0.672	97.78	11:29:14.338
22 -	1:39.789	1.357	97.11	11:30:54.127
23 -	1:39.916	1.484	96.99	11:32:34.043
24 -	1:40.443	2.011	96.48	11:34:14.486

P4 5 Jerome DE SADELEER				
LAP	LAP TIME	DIFF	MPH	TIME OF DAY
1 -	1:44.271	5.900	92.94	10:54:55.017
2 -	1:40.334	1.963	96.59	10:56:35.351
3 -	1:39.709	1.338	97.19	10:58:15.060
4 -	1:39.065	0.694	97.82	10:59:54.125
5 -	1:39.153	0.782	97.74	11:01:33.278
6 -	1:38.840	0.469	98.05	11:03:12.118
7 -	1:38.371 (1)		98.51	11:04:50.489
8 -	1:38.808 (3)	0.437	98.08	11:06:29.297
9 -	1:39.141	0.770	97.75	11:08:08.438
10 -	1:39.252	0.881	97.64	11:09:47.690
11 -	1:38.687 (2)	0.316	98.20	11:11:26.377
12 -	1:39.332	0.961	97.56	11:13:05.709
13 -	1:39.386	1.015	97.51	11:14:45.095
14 -	1:43.200 P	4.829	93.90	11:16:28.295
15 -	2:54.049	1:15.678	55.68	11:19:22.344
16 -	1:39.399	1.028	97.49	11:21:01.743
17 -	1:39.139	0.768	97.75	11:22:40.882
18 -	1:39.536	1.165	97.36	11:24:20.418
19 -	1:39.924	1.553	96.98	11:26:00.342
20 -	1:39.104	0.733	97.78	11:27:39.446
21 -	1:38.879	0.508	98.01	11:29:18.325
22 -	1:39.336	0.965	97.56	11:30:57.661
23 -	1:39.849	1.478	97.05	11:32:37.510
24 -	1:39.989	1.618	96.92	11:34:17.499

P5 28 Elliot GOODMAN				
LAP	LAP TIME	DIFF	MPH	TIME OF DAY
1 -	1:46.767	7.555	90.77	10:54:57.513
2 -	1:41.370	2.158	95.60	10:56:38.883
3 -	1:39.971	0.759	96.94	10:58:18.854
4 -	1:39.674	0.462	97.22	10:59:58.528
5 -	1:39.579	0.367	97.32	11:01:38.107
6 -	1:39.739	0.527	97.16	11:03:17.846
7 -	1:39.721	0.509	97.18	11:04:57.567
8 -	1:40.189	0.977	96.73	11:06:37.756
9 -	1:40.230	1.018	96.69	11:08:17.986
10 -	1:39.398 (2)	0.186	97.49	11:09:57.384
11 -	1:39.572 (3)	0.360	97.32	11:11:36.956
12 -	1:42.620 P	3.408	94.43	11:13:19.576
13 -	2:39.509	1:00.297	60.75	11:15:59.085
14 -	1:39.903	0.691	97.00	11:17:38.988
15 -	1:39.702	0.490	97.20	11:19:18.690

Weather / Track : Sunny / Dry

Oulton Park International
Circuit Length = 2.6920 miles
Start: 10:53 Flag 11:33 End: 11:35

MSVR Club Car Championships - Oulton Park International - 30th June 2018

Radical Challenge Championship

RACE 1 - LAP ANALYSIS

DIFF = Difference To Personal Best Lap

16 -	1:39.730	0.518	97.17	11:20:58.420
17 -	1:40.091	0.879	96.82	11:22:38.511
18 -	1:40.265	1.053	96.65	11:24:18.776
19 -	1:40.197	0.985	96.72	11:25:58.973
20 -	1:39.584	0.372	97.31	11:27:38.557
21 -	1:39.212 (1)		97.68	11:29:17.769
22 -	1:39.602	0.390	97.30	11:30:57.371
23 -	1:40.425	1.213	96.50	11:32:37.796
24 -	1:41.685	2.473	95.30	11:34:19.481

P6 26 Kristian JEFFREY

LAP	LAP TIME	DIFF	MPH	TIME OF DAY
1 -	1:46.961	8.851	90.60	10:54:57.707
2 -	1:41.670	3.560	95.32	10:56:39.377
3 -	1:39.966	1.856	96.94	10:58:19.343
4 -	1:39.643	1.533	97.26	10:59:58.986
5 -	1:39.465	1.355	97.43	11:01:38.451
6 -	1:39.716	1.606	97.18	11:03:18.167
7 -	1:39.643	1.533	97.26	11:04:57.810
8 -	1:39.843	1.733	97.06	11:06:37.653
9 -	1:38.955	0.845	97.93	11:08:16.608
10 -	1:38.882	0.772	98.00	11:09:55.490
11 -	1:38.866	0.756	98.02	11:11:34.356
12 -	1:38.805	0.695	98.08	11:13:13.161
13 -	1:39.109	0.999	97.78	11:14:52.270
14 -	1:45.318 P	7.208	92.01	11:16:37.588
15 -	2:47.118	1:09.008	57.99	11:19:24.706
16 -	1:38.110 (1)		98.77	11:21:02.816
17 -	1:40.510	2.400	96.42	11:22:43.326
18 -	1:39.296	1.186	97.60	11:24:22.622
19 -	1:39.378	1.268	97.51	11:26:02.000
20 -	1:38.304 (2)	0.194	98.58	11:27:40.304
21 -	1:38.444 (3)	0.334	98.44	11:29:18.748
22 -	1:39.174	1.064	97.72	11:30:57.922
23 -	1:39.734	1.624	97.17	11:32:37.656
24 -	1:41.925	3.815	95.08	11:34:19.581

P7 20 Mark CRADER

LAP	LAP TIME	DIFF	MPH	TIME OF DAY
1 -	1:49.576	11.011	88.44	10:55:00.322
2 -	1:41.746	3.181	95.24	10:56:42.068
3 -	1:40.343	1.778	96.58	10:58:22.411
4 -	1:39.378	0.813	97.51	11:00:01.789
5 -	1:39.573	1.008	97.32	11:01:41.362
6 -	1:39.494	0.929	97.40	11:03:20.856
7 -	1:39.355	0.790	97.54	11:05:00.211
8 -	1:40.272	1.707	96.65	11:06:40.483
9 -	1:41.344	2.779	95.62	11:08:21.827
10 -	1:39.914	1.349	96.99	11:10:01.741
11 -	1:39.678	1.113	97.22	11:11:41.419
12 -	1:42.655 P	4.090	94.40	11:13:24.074
13 -	2:45.283	1:06.718	58.63	11:16:09.357
14 -	1:39.166 (3)	0.601	97.72	11:17:48.523
15 -	1:39.041 (2)	0.476	97.85	11:19:27.564
16 -	1:38.565 (1)		98.32	11:21:06.129
17 -	1:40.334	1.769	96.59	11:22:46.463
18 -	1:40.128	1.563	96.78	11:24:26.591
19 -	1:40.017	1.452	96.89	11:26:06.608
20 -	1:41.089	2.524	95.86	11:27:47.697
21 -	1:40.027	1.462	96.88	11:29:27.724
22 -	1:39.921	1.356	96.98	11:31:07.645
23 -	1:39.371	0.806	97.52	11:32:47.016
24 -	1:39.525	0.960	97.37	11:34:26.541

DIFF = Difference To Personal Best Lap

P8 4 Dominik JACKSON				
LAP	LAP TIME	DIFF	MPH	TIME OF DAY
1 -	1:41.496	3.628	95.48	10:54:52.242
2 -	1:39.412	1.544	97.48	10:56:31.654
3 -	1:39.149	1.281	97.74	10:58:10.803
4 -	1:38.495	0.627	98.39	10:59:49.298
5 -	1:38.258	0.390	98.63	11:01:27.556
6 -	1:38.496	0.628	98.39	11:03:06.052
7 -	1:37.868 (1)		99.02	11:04:43.920
8 -	1:38.368	0.500	98.52	11:06:22.288
9 -	1:38.010 (3)	0.142	98.88	11:08:00.298
10 -	1:38.002 (2)	0.134	98.88	11:09:38.300
11 -	1:38.878	1.010	98.01	11:11:17.178
12 -	1:40.770 P	2.902	96.17	11:12:57.948
13 -	3:18.804	1:40.936	48.74	11:16:16.752
14 -	1:39.082	1.214	97.81	11:17:55.834
15 -	1:38.590	0.722	98.29	11:19:34.424
16 -	1:38.872	1.004	98.01	11:21:13.296
17 -	1:39.127	1.259	97.76	11:22:52.423
18 -	1:41.342	3.474	95.62	11:24:33.765
19 -	1:39.634	1.766	97.26	11:26:13.399
20 -	1:40.619	2.751	96.31	11:27:54.018
21 -	1:39.469	1.601	97.43	11:29:33.487
22 -	1:39.791	1.923	97.11	11:31:13.278
23 -	1:39.431	1.563	97.46	11:32:52.709
24 -	1:39.606	1.738	97.29	11:34:32.315

P9 66 Brian CAUDWELL

LAP	LAP TIME	DIFF	MPH	TIME OF DAY
1 -	1:47.388	8.195	90.24	10:54:58.134
2 -	1:41.956	2.763	95.05	10:56:40.090
3 -	1:40.361	1.168	96.56	10:58:20.451
4 -	1:39.193 (1)		97.70	10:59:59.644
5 -	1:39.256 (2)	0.063	97.63	11:01:38.900
6 -	1:39.700	0.507	97.20	11:03:18.600
7 -	1:40.105	0.912	96.81	11:04:58.705
8 -	1:39.451	0.258	97.44	11:06:38.156
9 -	1:43.164	3.971	93.94	11:08:21.320
10 -	1:39.935	0.742	96.97	11:10:01.255
11 -	1:39.260 (3)	0.067	97.63	11:11:40.515
12 -	1:39.309	0.116	97.58	11:13:19.824
13 -	1:39.430	0.237	97.46	11:14:59.254
14 -	1:42.979 P	3.786	94.10	11:16:42.233
15 -	2:38.830	59.637	61.01	11:19:21.063
16 -	1:41.188	1.995	95.77	11:21:02.251
17 -	1:41.278	2.085	95.69	11:22:43.529
18 -	1:52.461	13.268	86.17	11:24:35.990
19 -	1:42.055	2.862	94.96	11:26:18.045
20 -	1:40.310	1.117	96.61	11:27:58.355
21 -	1:41.306	2.113	95.66	11:29:39.661
22 -	1:40.057	0.864	96.85	11:31:19.718
23 -	1:40.509	1.316	96.42	11:33:00.227
24 -	1:41.453	2.260	95.52	11:34:41.680

P10 29 Marcello MARATEOTTO

LAP	LAP TIME	DIFF	MPH	TIME OF DAY
1 -	1:49.476	10.391	88.52	10:55:00.222
2 -	1:41.148	2.063	95.81	10:56:41.370
3 -	1:40.010	0.925	96.90	10:58:21.380
4 -	1:39.085 (1)		97.80	11:00:00.465
5 -	1:39.296	0.211	97.60	11:01:39.761

Weather / Track : Sunny / Dry

Oulton Park International
Circuit Length = 2.6920 miles
Start: 10:53 Flag 11:33 End: 11:35

MSVR Club Car Championships - Oulton Park International - 30th June 2018

Radical Challenge Championship

RACE 1 - LAP ANALYSIS

DIFF = Difference To Personal Best Lap

6 -	1:39.144 (3)	0.059	97.74	11:03:18.905
7 -	1:41.191	2.106	95.77	11:05:00.096
8 -	1:40.104	1.019	96.81	11:06:40.200
9 -	1:40.577	1.492	96.35	11:08:20.777
10 -	1:39.094 (2)	0.009	97.79	11:09:59.871
11 -	1:49.395	10.310	88.58	11:11:49.266
12 -	1:40.298	1.213	96.62	11:13:29.564
13 -	1:45.732 P	6.647	91.65	11:15:15.296
14 -	2:36.782	57.697	61.81	11:17:52.078
15 -	1:39.466	0.381	97.43	11:19:31.544
16 -	1:40.625	1.540	96.31	11:21:12.169
17 -	1:39.752	0.667	97.15	11:22:51.921
18 -	1:41.070	1.985	95.88	11:24:32.991
19 -	1:40.203	1.118	96.71	11:26:13.194
20 -	1:40.762	1.677	96.18	11:27:53.956
21 -	1:41.020	1.935	95.93	11:29:34.976
22 -	1:51.726	12.641	86.74	11:31:26.702
23 -	1:42.049	2.964	94.96	11:33:08.751
24 -	1:40.478	1.393	96.45	11:34:49.229

P11 80 TYLER / GLADDIS

LAP	LAP TIME	DIFF	MPH	TIME OF DAY
1 -	1:50.265	11.570	87.89	10:55:01.011
2 -	1:42.695	4.000	94.36	10:56:43.706
3 -	1:42.136	3.441	94.88	10:58:25.842
4 -	1:42.224	3.529	94.80	11:00:08.066
5 -	1:41.487	2.792	95.49	11:01:49.553
6 -	1:41.723	3.028	95.27	11:03:31.276
7 -	1:41.185	2.490	95.77	11:05:12.461
8 -	1:41.498	2.803	95.48	11:06:53.959
9 -	1:41.455	2.760	95.52	11:08:35.414
10 -	1:41.178	2.483	95.78	11:10:16.592
11 -	1:41.024	2.329	95.93	11:11:57.616
12 -	1:45.465 P	6.770	91.89	11:13:43.081
13 -	3:03.327	1:24.632	52.86	11:16:46.408
14 -	1:40.436	1.741	96.49	11:18:26.844
15 -	1:38.835 (3)	0.140	98.05	11:20:05.679
16 -	1:38.695 (1)		98.19	11:21:44.374
17 -	1:38.776 (2)	0.081	98.11	11:23:23.150
18 -	1:39.003	0.308	97.88	11:25:02.153
19 -	1:40.200	1.505	96.71	11:26:42.353
20 -	1:39.430	0.735	97.46	11:28:21.783
21 -	1:38.984	0.289	97.90	11:30:00.767
22 -	1:39.735	1.040	97.17	11:31:40.502
23 -	1:40.487	1.792	96.44	11:33:20.989
24 -	1:39.926	1.231	96.98	11:35:00.915

P12 8 Spencer BOURNE

LAP	LAP TIME	DIFF	MPH	TIME OF DAY
1 -	1:52.102	11.539	86.45	10:55:02.848
2 -	1:42.987	2.424	94.10	10:56:45.835
3 -	1:42.211	1.648	94.81	10:58:28.046
4 -	1:41.723	1.160	95.27	11:00:09.769
5 -	1:42.629	2.066	94.43	11:01:52.398
6 -	1:42.229	1.666	94.79	11:03:34.627
7 -	1:43.051	2.488	94.04	11:05:17.678
8 -	1:42.303	1.740	94.73	11:06:59.981
9 -	1:41.666	1.103	95.32	11:08:41.647
10 -	1:41.206	0.643	95.75	11:10:22.853
11 -	1:41.000	0.437	95.95	11:12:03.853
12 -	1:41.358	0.795	95.61	11:13:45.211
13 -	1:41.292	0.729	95.67	11:15:26.503
14 -	1:43.736 P	3.173	93.42	11:17:10.239

DIFF = Difference To Personal Best Lap

15 -	2:42.052	1:01.489	59.80	11:19:52.291
16 -	1:40.935 (3)	0.372	96.01	11:21:33.226
17 -	1:41.066	0.503	95.89	11:23:14.292
18 -	1:40.897 (2)	0.334	96.05	11:24:55.189
19 -	1:40.966	0.403	95.98	11:26:36.155
20 -	1:41.022	0.459	95.93	11:28:17.177
21 -	1:41.496	0.933	95.48	11:29:58.673
22 -	1:40.563 (1)		96.37	11:31:39.236
23 -	1:41.531	0.968	95.45	11:33:20.767
24 -	1:42.273	1.710	94.75	11:35:03.040

P13 6 Barry LIVERSIDGE

LAP	LAP TIME	DIFF	MPH	TIME OF DAY
1 -	1:52.571	12.724	86.09	10:55:03.317
2 -	1:43.030	3.183	94.06	10:56:46.347
3 -	1:42.012	2.165	95.00	10:58:28.359
4 -	1:41.668	1.821	95.32	11:00:10.027
5 -	1:42.713	2.866	94.35	11:01:52.740
6 -	1:42.629	2.782	94.43	11:03:35.369
7 -	1:42.546	2.699	94.50	11:05:17.915
8 -	1:42.325	2.478	94.71	11:07:00.240
9 -	1:41.780	1.933	95.21	11:08:42.020
10 -	1:41.194	1.347	95.76	11:10:23.214
11 -	1:41.165	1.318	95.79	11:12:04.379
12 -	1:41.185	1.338	95.77	11:13:45.564
13 -	1:41.236	1.389	95.72	11:15:26.800
14 -	1:44.918 P	5.071	92.37	11:17:11.718
15 -	2:45.891	1:06.044	58.41	11:19:57.609
16 -	1:40.758	0.911	96.18	11:21:38.367
17 -	1:40.708	0.861	96.23	11:23:19.075
18 -	1:39.950 (2)	0.103	96.96	11:24:59.025
19 -	1:40.410 (3)	0.563	96.51	11:26:39.435
20 -	1:41.020	1.173	95.93	11:28:20.455
21 -	1:39.847 (1)		97.06	11:30:00.302
22 -	1:41.182	1.335	95.78	11:31:41.484
23 -	1:41.990	2.143	95.02	11:33:23.474
24 -	1:43.544	3.697	93.59	11:35:07.018

P14 64 Mark HIGNETT

LAP	LAP TIME	DIFF	MPH	TIME OF DAY
1 -	1:53.349	12.842	85.49	10:55:04.095
2 -	1:43.874	3.367	93.29	10:56:47.969
3 -	1:42.477	1.970	94.57	10:58:30.446
4 -	1:41.724	1.217	95.27	11:00:12.170
5 -	1:42.516	2.009	94.53	11:01:54.686
6 -	1:42.011	1.504	95.00	11:03:36.697
7 -	1:46.358	5.851	91.11	11:05:23.055
8 -	1:40.555 (2)	0.048	96.37	11:07:03.610
9 -	1:41.406	0.899	95.56	11:08:45.016
10 -	1:40.507 (1)		96.42	11:10:25.523
11 -	1:40.941	0.434	96.00	11:12:06.464
12 -	1:41.627	1.120	95.36	11:13:48.091
13 -	1:48.089 P	7.582	89.66	11:15:36.180
14 -	2:41.323	1:00.816	60.07	11:18:17.503
15 -	1:40.636 (3)	0.129	96.30	11:19:58.139
16 -	1:41.113	0.606	95.84	11:21:39.252
17 -	1:40.936	0.429	96.01	11:23:20.188
18 -	1:41.534	1.027	95.44	11:25:01.722
19 -	1:42.090	1.583	94.92	11:26:43.812
20 -	1:41.547	1.040	95.43	11:28:25.359
21 -	1:40.933	0.426	96.01	11:30:06.292
22 -	1:40.892	0.385	96.05	11:31:47.184
23 -	1:41.189	0.682	95.77	11:33:28.373

Weather / Track : Sunny / Dry

Oulton Park International
Circuit Length = 2.6920 miles
Start: 10:53 Flag 11:33 End: 11:35

MSVR Club Car Championships - Oulton Park International - 30th June 2018

Radical Challenge Championship

RACE 1 - LAP ANALYSIS

DIFF = Difference To Personal Best Lap

24 - 1:41.296 0.789 95.67 11:35:09.669

P15 24 P.BROOKES / M.BROOKES

LAP	LAP TIME	DIFF	MPH	TIME OF DAY
1 -	1:52.963	12.082	85.79	10:55:03.709
2 -	1:43.274	2.393	93.84	10:56:46.983
3 -	1:43.804	2.923	93.36	10:58:30.787
4 -	1:43.783	2.902	93.38	11:00:14.570
5 -	1:42.161	1.280	94.86	11:01:56.731
6 -	1:43.170	2.289	93.93	11:03:39.901
7 -	1:43.922	3.041	93.25	11:05:23.823
8 -	1:41.295	0.414	95.67	11:07:05.118
9 -	1:41.251	0.370	95.71	11:08:46.369
10 -	1:41.210 (3)	0.329	95.75	11:10:27.579
11 -	1:41.834	0.953	95.16	11:12:09.413
12 -	1:46.290 P	5.409	91.17	11:13:55.703
13 -	2:49.381	1:08.500	57.21	11:16:45.084
14 -	1:42.237	1.356	94.79	11:18:27.321
15 -	1:41.289	0.408	95.67	11:20:08.610
16 -	1:41.977	1.096	95.03	11:21:50.587
17 -	1:41.376	0.495	95.59	11:23:31.963
18 -	1:41.606	0.725	95.38	11:25:13.569
19 -	1:41.426	0.545	95.55	11:26:54.995
20 -	1:41.137 (2)	0.256	95.82	11:28:36.132
21 -	1:40.881 (1)		96.06	11:30:17.013
22 -	1:42.967	2.086	94.12	11:31:59.980
23 -	1:44.298	3.417	92.91	11:33:44.278
24 -	1:43.049	2.168	94.04	11:35:27.327

P16 14 John MACLEOD

LAP	LAP TIME	DIFF	MPH	TIME OF DAY
1 -	1:57.923	17.810	82.18	10:55:08.669
2 -	1:43.192	3.079	93.91	10:56:51.861
3 -	1:42.941	2.828	94.14	10:58:34.802
4 -	1:40.598	0.485	96.33	11:00:15.400
5 -	1:41.606	1.493	95.38	11:01:57.006
6 -	1:40.420	0.307	96.50	11:03:37.426
7 -	1:55.151	15.038	84.16	11:05:32.577
8 -	1:40.707	0.594	96.23	11:07:13.284
9 -	1:40.334 (3)	0.221	96.59	11:08:53.618
10 -	1:40.113 (1)		96.80	11:10:33.731
11 -	1:41.769	1.656	95.22	11:12:15.500
12 -	1:44.247	4.134	92.96	11:13:59.747
13 -	1:47.037 P	6.924	90.54	11:15:46.784
14 -	2:50.321	1:10.208	56.90	11:18:37.105
15 -	1:41.388	1.275	95.58	11:20:18.493
16 -	1:40.298 (2)	0.185	96.62	11:21:58.791
17 -	1:40.858	0.745	96.08	11:23:39.649
18 -	1:41.283	1.170	95.68	11:25:20.932
19 -	1:41.073	0.960	95.88	11:27:02.005
20 -	1:41.219	1.106	95.74	11:28:43.224
21 -	1:40.964	0.851	95.98	11:30:24.188
22 -	1:41.285	1.172	95.68	11:32:05.473
23 -	1:40.436	0.323	96.49	11:33:45.909
24 -	1:42.284	2.171	94.74	11:35:28.193

P17 10 John CAUDWELL

LAP	LAP TIME	DIFF	MPH	TIME OF DAY
1 -	1:52.713	12.435	85.98	10:55:03.459
2 -	1:43.069	2.791	94.02	10:56:46.528
3 -	1:42.780	2.502	94.29	10:58:29.308
4 -	1:41.354	1.076	95.61	11:00:10.662

DIFF = Difference To Personal Best Lap

5 -	1:42.411	2.133	94.63	11:01:53.073
6 -	1:42.503	2.225	94.54	11:03:35.576
7 -	1:42.453	2.175	94.59	11:05:18.029
8 -	1:43.026	2.748	94.06	11:07:01.055
9 -	1:41.501	1.223	95.47	11:08:42.556
10 -	1:41.186	0.908	95.77	11:10:23.742
11 -	1:41.547	1.269	95.43	11:12:05.289
12 -	1:46.191 P	5.913	91.26	11:13:51.480
13 -	2:43.288	1:03.010	59.35	11:16:34.768
14 -	1:40.775	0.497	96.16	11:18:15.543
15 -	1:41.397	1.119	95.57	11:19:56.940
16 -	1:40.765	0.487	96.17	11:21:37.705
17 -	1:40.330 (3)	0.052	96.59	11:23:18.035
18 -	1:40.278 (1)		96.64	11:24:58.313
19 -	1:40.326 (2)	0.048	96.59	11:26:38.639
20 -	1:49.420	9.142	88.56	11:28:28.059
21 -	1:40.624	0.346	96.31	11:30:08.683
22 -	1:51.816	11.538	86.67	11:32:00.499
23 -	1:43.333	3.055	93.78	11:33:43.832
24 -	1:58.653	18.375	81.67	11:35:42.485

P18 31 Rod GOODMAN

LAP	LAP TIME	DIFF	MPH	TIME OF DAY
1 -	1:55.875	15.573	83.63	10:55:06.621
2 -	1:44.916	4.614	92.37	10:56:51.537
3 -	1:45.285	4.983	92.04	10:58:36.822
4 -	1:42.935	2.633	94.14	11:00:19.757
5 -	1:42.092	1.790	94.92	11:02:01.849
6 -	1:42.340	2.038	94.69	11:03:44.189
7 -	1:42.710	2.408	94.35	11:05:26.899
8 -	1:41.830	1.528	95.17	11:07:08.729
9 -	1:42.128	1.826	94.89	11:08:50.857
10 -	1:41.162	0.860	95.79	11:10:32.019
11 -	1:41.403	1.101	95.57	11:12:13.422
12 -	1:41.428	1.126	95.54	11:13:54.850
13 -	1:45.708 P	5.406	91.67	11:15:40.558
14 -	3:01.683	1:21.381	53.34	11:18:42.241
15 -	1:40.944 (2)	0.642	96.00	11:20:23.185
16 -	1:41.242	0.940	95.72	11:22:04.427
17 -	1:41.095	0.793	95.86	11:23:45.522
18 -	1:42.028	1.726	94.98	11:25:27.550
19 -	1:41.007 (3)	0.705	95.94	11:27:08.557
20 -	1:40.302 (1)		96.62	11:28:48.859
21 -	1:41.521	1.219	95.46	11:30:30.380
22 -	1:44.629	4.327	92.62	11:32:15.009
23 -	1:42.455	2.153	94.59	11:33:57.464

P19 63 Jim BOOTH

LAP	LAP TIME	DIFF	MPH	TIME OF DAY
1 -	1:55.389	12.795	83.98	10:55:06.135
2 -	1:44.830	2.236	92.44	10:56:50.965
3 -	1:45.129	2.535	92.18	10:58:36.094
4 -	1:44.762	2.168	92.50	11:00:20.856
5 -	1:52.191	9.597	86.38	11:02:13.047
6 -	1:44.010	1.416	93.17	11:03:57.057
7 -	1:44.335	1.741	92.88	11:05:41.392
8 -	1:44.178	1.584	93.02	11:07:25.570
9 -	1:43.644	1.050	93.50	11:09:09.214
10 -	1:44.840	2.246	92.43	11:10:54.054
11 -	1:44.519	1.925	92.72	11:12:38.573
12 -	1:51.154 P	8.560	87.18	11:14:29.727
13 -	2:49.570	1:06.976	57.15	11:17:19.297
14 -	1:43.771	1.177	93.39	11:19:03.068

Weather / Track : Sunny / Dry

Oulton Park International
Circuit Length = 2.6920 miles
Start: 10:53 Flag 11:33 End: 11:35

MSVR Club Car Championships - Oulton Park International - 30th June 2018

Radical Challenge Championship

RACE 1 - LAP ANALYSIS

DIFF = Difference To Personal Best Lap

15 -	1:44.482	1.888	92.75	11:20:47.550
16 -	1:46.935	4.341	90.62	11:22:34.485
17 -	1:43.550	0.956	93.59	11:24:18.035
18 -	1:46.503	3.909	90.99	11:26:04.538
19 -	1:42.891 (2)	0.297	94.18	11:27:47.429
20 -	1:44.284	1.690	92.93	11:29:31.713
21 -	1:43.371	0.777	93.75	11:31:15.084
22 -	1:42.929 (3)	0.335	94.15	11:32:58.013
23 -	1:42.594 (1)		94.46	11:34:40.607

P20	94 Oli MARATEOTTO JR
------------	-----------------------------

LAP	LAP TIME	DIFF	MPH	TIME OF DAY
1 -	1:56.181	13.756	83.41	10:55:06.927
2 -	1:45.430	3.005	91.92	10:56:52.357
3 -	1:44.966	2.541	92.32	10:58:37.323
4 -	1:43.893	1.468	93.28	11:00:21.216
5 -	1:55.655	13.230	83.79	11:02:16.871
6 -	1:44.287	1.862	92.92	11:04:01.158
7 -	1:43.028	0.603	94.06	11:05:44.186
8 -	1:43.112	0.687	93.98	11:07:27.298
9 -	1:43.254	0.829	93.85	11:09:10.552
10 -	1:43.779	1.354	93.38	11:10:54.331
11 -	1:44.500	2.075	92.73	11:12:38.831
12 -	1:45.273	2.848	92.05	11:14:24.104
13 -	1:48.023 P	5.598	89.71	11:16:12.127
14 -	2:59.871	1:17.446	53.87	11:19:11.998
15 -	1:43.760	1.335	93.40	11:20:55.758
16 -	1:43.741	1.316	93.41	11:22:39.499
17 -	1:44.274	1.849	92.94	11:24:23.773
18 -	1:43.994	1.569	93.19	11:26:07.767
19 -	1:42.776 (3)	0.351	94.29	11:27:50.543
20 -	1:43.235	0.810	93.87	11:29:33.778
21 -	1:42.425 (1)		94.61	11:31:16.203
22 -	1:42.432 (2)	0.007	94.61	11:32:58.635
23 -	1:43.490	1.065	93.64	11:34:42.125

MSVR Club Car Championships - Oulton Park International - 30th June 2018

Radical Challenge Championship

RACE 1 - PIT STOP ANALYSIS

P1 2 Steve BURGESS				
STOP	IN TIME	STOP TIME	TOTAL TIME	OUT TIME
1 -	11:16:21.453	1:02.167	1:02.167	11:17:23.620

P2 52 Mark RICHARDS				
STOP	IN TIME	STOP TIME	TOTAL TIME	OUT TIME
1 -	11:14:54.060	1:02.547	1:02.547	11:15:56.607

P3 57 Brian MURPHY				
STOP	IN TIME	STOP TIME	TOTAL TIME	OUT TIME
1 -	11:18:16.145	1:01.400	1:01.400	11:19:17.545

P4 5 Jerome DE SADELEER				
STOP	IN TIME	STOP TIME	TOTAL TIME	OUT TIME
1 -	11:16:28.295	1:16.421	1:16.421	11:17:44.716

P5 28 Elliot GOODMAN				
STOP	IN TIME	STOP TIME	TOTAL TIME	OUT TIME
1 -	11:13:19.576	1:00.174	1:00.174	11:14:19.750

P6 26 Kristian JEFFREY				
STOP	IN TIME	STOP TIME	TOTAL TIME	OUT TIME
1 -	11:16:37.588	1:09.538	1:09.538	11:17:47.126

P7 20 Mark CRADER				
STOP	IN TIME	STOP TIME	TOTAL TIME	OUT TIME
1 -	11:13:24.074	1:06.875	1:06.875	11:14:30.949

P8 4 Dominik JACKSON				
STOP	IN TIME	STOP TIME	TOTAL TIME	OUT TIME
1 -	11:12:57.948	1:26.622	1:26.622	11:14:24.570

P9 66 Brian CAUDWELL				
STOP	IN TIME	STOP TIME	TOTAL TIME	OUT TIME
1 -	11:16:42.233	1:00.676	1:00.676	11:17:42.909

P10 29 Marcello MARATEOTTO				
STOP	IN TIME	STOP TIME	TOTAL TIME	OUT TIME
1 -	11:15:15.296	59.479	59.479	11:16:14.775

P11 80 TYLER / GLADDIS				
STOP	IN TIME	STOP TIME	TOTAL TIME	OUT TIME
1 -	11:13:43.081	1:24.014	1:24.014	11:15:07.095

P12 8 Spencer BOURNE				
STOP	IN TIME	STOP TIME	TOTAL TIME	OUT TIME
1 -	11:17:10.239	1:01.078	1:01.078	11:18:11.317

P13 6 Barry LIVERSIDGE				
STOP	IN TIME	STOP TIME	TOTAL TIME	OUT TIME
1 -	11:17:11.718	1:05.400	1:05.400	11:18:17.118

P14 64 Mark HIGNETT				
STOP	IN TIME	STOP TIME	TOTAL TIME	OUT TIME
1 -	11:15:36.180	1:01.730	1:01.730	11:16:37.910

P15 24 P.BROOKES / M.BROOKES				
STOP	IN TIME	STOP TIME	TOTAL TIME	OUT TIME
1 -	11:13:55.703	1:07.372	1:07.372	11:15:03.075

P16 14 John MACLEOD				
STOP	IN TIME	STOP TIME	TOTAL TIME	OUT TIME
1 -	11:15:46.784	1:10.314	1:10.314	11:16:57.098

P17 10 John CAUDWELL				
STOP	IN TIME	STOP TIME	TOTAL TIME	OUT TIME
1 -	11:13:51.480	1:01.610	1:01.610	11:14:53.090

P18 31 Rod GOODMAN				
STOP	IN TIME	STOP TIME	TOTAL TIME	OUT TIME
1 -	11:15:40.558	1:20.859	1:20.859	11:17:01.417

P19 63 Jim BOOTH				
STOP	IN TIME	STOP TIME	TOTAL TIME	OUT TIME
1 -	11:14:29.727	1:06.817	1:06.817	11:15:36.544

P20 94 Oli MARATEOTTO JR				
STOP	IN TIME	STOP TIME	TOTAL TIME	OUT TIME
1 -	11:16:12.127	1:16.996	1:16.996	11:17:29.123

MSVR Club Car Championships - Oulton Park International - 30th June 2018

Radical Challenge Championship

RACE 6 - CLASSIFICATION

POS	NO	CL	PIC NAME	ENTRY	LAPS	TIME	GAP	DIFF	MPH	BEST	ON
1	2	Solo	1 Steve BURGESS	Radical SR3 RSX	8	13:20.995			96.79	1:38.883	6
2	4	Solo	2 Dominik JACKSON	Radical SR3 RSX	8	13:22.011	1.016	1.016	96.67	1:38.994	5
3	52	Solo	3 Mark RICHARDS	Radical SR3 RSX	8	13:29.660	8.665	7.649	95.75	1:39.550	8
4	26	Solo	4 Kristian JEFFREY	Radical SR3 RSX	8	13:30.188	9.193	0.528	95.69	1:39.201	8
5	5	Solo	5 Jerome DE SADELEER	Radical SR3 RSX	8	13:31.174	10.179	0.986	95.57	1:39.112	6
6	66	Solo	6 Brian CAUDWELL	Radical SR3 RSX	8	13:34.917	13.922	3.743	95.13	1:39.709	8
7	28	Solo	7 Elliot GOODMAN	Radical SR3 RSX	8	13:41.420	20.425	6.503	94.38	1:41.006	7
8	57	Solo	8 Brian MURPHY	Radical SR3 RSX	8	13:46.172	25.177	4.752	93.84	1:41.489	4
9	10	Solo	9 John CAUDWELL	Radical SR3 RSX	8	13:47.193	26.198	1.021	93.72	1:41.333	5
10	14	Solo	10 John MACLEOD	Radical SR3 RSX	8	13:47.294	26.299	0.101	93.71	1:40.721	6
11	6	Solo	11 Barry LIVERSIDGE	Radical SR3 RSX	8	13:50.733	29.738	3.439	93.32	1:41.249	6
12	20	Solo	12 Mark CRADER	Radical SR3 RSX	8	13:51.068	30.073	0.335	93.29	1:41.323	7
13	80	Team	1 Peter TYLER	Radical SR3 RSX	8	13:53.757	32.762	2.689	92.98	1:41.947	6
14	64	Solo	13 Mark HIGNETT	Radical SR3 RSX	8	13:54.477	33.482	0.720	92.90	1:41.891	4
15	24	Team	2 Matt BROOKES	Radical SR3 RSX	8	13:59.296	38.301	4.819	92.37	1:42.391	6
16	31	Solo	14 Rod GOODMAN	Radical SR3 RSX	8	14:02.698	41.703	3.402	92.00	1:42.504	6
17	63	Solo	15 Jim BOOTH	Radical SR3 RSX	8	14:04.904	43.909	2.206	91.76	1:43.024	8
18	94	Solo	16 Oli MARATEOTTO JR	Radical SR3 RSX	8	14:05.946	44.951	1.042	91.64	1:43.129	6
19	8	Solo	17 Spencer BOURNE	Radical SR3 RSX	8	14:40.026	1:19.031	34.080	88.10	1:42.288	8

NOT CLASSIFIED

DNF	29	Solo	Marcello MARATEOTTO	Radical SR3 RSX	8	13:51.445	30.450		93.24	1:40.509	8
-----	----	------	---------------------	-----------------	---	-----------	--------	--	-------	----------	---

FASTEST LAP

2	Solo	Steve BURGESS	Radical SR3 RSX	6	1:38.883	98.00 mph	157.72 kph
80	Team	Peter TYLER	Radical SR3 RSX	6	1:41.947	95.06 mph	152.98 kph

Weather / Track : Sunny / Dry

These results are provisional until the conclusion of any judicial and technical matters.

Oulton Park International

Circuit Length = 2.6920 miles

Start: 14:41 Flag 14:54 End: 14:58

Clerk Of Course :		Timekeeper :	
-------------------	--	--------------	--

MSVR Club Car Championships - Oulton Park International - 30th June 2018

Radical Challenge Championship

RACE 6 - RED FLAG STOP - INFORMATION SHEET

POS	NO	CL	PIC NAME	ENTRY	LAPS	TIME	GAP	DIFF	MPH	BEST	ON
1	2	Solo	1 Steve BURGESS	Radical SR3 RSX	9	14:59.944			96.91	1:38.883	6
2	4	Solo	2 Dominik JACKSON	Radical SR3 RSX	9	15:00.591	0.647	0.647	96.84	1:38.580	9
3	52	Solo	3 Mark RICHARDS	Radical SR3 RSX	9	15:08.945	9.001	8.354	95.95	1:39.285	9
4	26	Solo	4 Kristian JEFFREY	Radical SR3 RSX	9	15:09.611	9.667	0.666	95.88	1:39.201	8
5	5	Solo	5 Jerome DE SADELEER	Radical SR3 RSX	9	15:10.129	10.185	0.518	95.83	1:38.955	9
6	66	Solo	6 Brian CAUDWELL	Radical SR3 RSX	9	15:14.701	14.757	4.572	95.35	1:39.709	8
7	28	Solo	7 Elliot GOODMAN	Radical SR3 RSX	9	15:22.602	22.658	7.901	94.53	1:41.006	7
8	57	Solo	8 Brian MURPHY	Radical SR3 RSX	9	15:28.612	28.668	6.010	93.92	1:41.489	4
9	14	Solo	9 John MACLEOD	Radical SR3 RSX	9	15:28.855	28.911	0.243	93.90	1:40.721	6
10	10	Solo	10 John CAUDWELL	Radical SR3 RSX	9	15:29.396	29.452	0.541	93.84	1:41.333	5
11	6	Solo	11 Barry LIVERSIDGE	Radical SR3 RSX	9	15:31.843	31.899	2.447	93.60	1:41.110	9
12	29	Solo	12 Marcello MARATEOTTO	Radical SR3 RSX	9	15:32.772	32.828	0.929	93.50	1:40.509	8
13	20	Solo	13 Mark CRADER	Radical SR3 RSX	9	15:32.829	32.885	0.057	93.50	1:41.323	7
14	80	Team	1 Peter TYLER	Radical SR3 RSX	9	15:36.980	37.036	4.151	93.08	1:41.947	6
15	64	Solo	14 Mark HIGNETT	Radical SR3 RSX	9	15:37.299	37.355	0.319	93.05	1:41.891	4
16	24	Team	2 Matt BROOKES	Radical SR3 RSX	9	15:41.637	41.693	4.338	92.62	1:42.341	9
17	31	Solo	15 Rod GOODMAN	Radical SR3 RSX	9	15:45.733	45.789	4.096	92.22	1:42.504	6
18	63	Solo	16 Jim BOOTH	Radical SR3 RSX	9	15:47.641	47.697	1.908	92.04	1:42.737	9
19	94	Solo	17 Oli MARATEOTTO JR	Radical SR3 RSX	9	15:48.326	48.382	0.685	91.97	1:42.380	9
20	8	Solo	18 Spencer BOURNE	Radical SR3 RSX	9	16:22.161	1:22.217	33.835	88.80	1:42.135	9

FASTEST LAP

4	Solo	Dominik JACKSON	Radical SR3 RSX	9	1:38.580	98.30 mph	158.21 kph
80	Team	Peter TYLER	Radical SR3 RSX	6	1:41.947	95.06 mph	152.98 kph

Weather / Track : Sunny / Dry

These results are provisional until the conclusion of any judicial and technical matters.

Oulton Park International
Circuit Length = 2.6920 miles
Start: 14:41 Flag 14:57 End: 14:58

Clerk Of Course :		Timekeeper :	
-------------------	--	--------------	--

MSVR Club Car Championships - Oulton Park International - 30th June 2018

Radical Challenge Championship

RACE 6 - LAP CHART

LAP 1 @ 14:43:00.128			LAP 2 @ 14:44:39.868			LAP 3 @ 14:46:19.565			LAP 4 @ 14:47:58.725			LAP 5 @ 14:49:37.952		
NO	BEHIND	LAP TIME	NO	BEHIND	LAP TIME	NO	BEHIND	LAP TIME	NO	BEHIND	LAP TIME	NO	BEHIND	LAP TIME
2		1:45.694	2		1:39.740	2		1:39.697	2		1:39.160	2		1:39.227
4	0.429	1:46.123	4	0.480	1:39.791	4	0.546	1:39.763	4	0.842	1:39.456	4	0.609	1:38.994
52	2.366	1:48.060	52	3.771	1:41.145	52	5.057	1:40.983	52	6.218	1:40.321	52	7.070	1:40.079
26	2.754	1:48.448	66	5.363	1:41.508	66	7.093	1:41.427	26	8.369	1:40.343	26	8.778	1:39.636
66	3.595	1:49.289	26	5.856	1:42.842	26	7.186	1:41.027	5	9.892	1:41.563	5	9.805	1:39.140
5	3.863	1:49.557	5	6.074	1:41.951	5	7.489	1:41.112	66	10.788	1:42.855	66	11.826	1:40.265
29	4.327	1:50.021	29	6.539	1:41.952	28	10.645	1:42.151	28	12.622	1:41.137	28	14.664	1:41.269
28	5.369	1:51.063	28	8.191	1:42.562	57	11.254	1:41.986	57	13.583	1:41.489	57	16.965	1:42.609
57	6.264	1:51.958	57	8.965	1:42.441	10	13.050	1:41.884	10	16.239	1:42.349	10	18.345	1:41.333
6	7.324	1:53.018	6	10.125	1:42.541	6	14.370	1:43.942	14	18.007	1:42.173	14	19.876	1:41.096
10	7.805	1:53.499	10	10.863	1:42.798	14	14.994	1:43.577	6	18.701	1:43.491	6	21.939	1:42.465
20	7.981	1:53.675	14	11.114	1:42.504	20	15.409	1:43.210	20	19.133	1:42.884	20	22.104	1:42.198
14	8.350	1:54.044	20	11.896	1:43.655	80	16.430	1:42.865	80	19.821	1:42.551	80	22.772	1:42.178
80	8.960	1:54.654	80	13.262	1:44.042	64	17.606	1:43.279	64	20.337	1:41.891	64	23.069	1:41.959
8	9.763	1:55.457	8	13.773	1:43.750	29	18.479	1:51.637	29	21.124	1:41.805	29	23.469	1:41.572
64	10.131	1:55.825	64	14.024	1:43.633	24	19.999	1:44.729	24	23.982	1:43.143	24	27.741	1:42.986
24	10.889	1:56.583	24	14.967	1:43.818	31	21.632	1:44.404	31	26.414	1:43.942	31	30.704	1:43.517
31	11.642	1:57.336	31	16.925	1:45.023	63	22.400	1:44.249	63	27.239	1:43.999	63	31.252	1:43.240
63	12.081	1:57.775	63	17.848	1:45.507	94	22.831	1:44.026	94	27.750	1:44.079	94	31.784	1:43.261
94	12.579	1:58.273	94	18.502	1:45.663	8	30.009	1:55.933	8	34.333	1:43.484	8	38.787	1:43.681

Weather / Track : Sunny / Dry

Results can be found at www.tsl-timing.com

Page 1 of 2

Oulton Park International
 Circuit Length = 2.6920 miles
 Start: 14:41 Flag 14:54 End: 14:58

Printed - 15:01 Saturday, 30 June 2018

MSVR Club Car Championships - Oulton Park International - 30th June 2018

Radical Challenge Championship

RACE 6 - LAP CHART

LAP 6 @ 14:51:16.835			LAP 7 @ 14:52:55.990			LAP 8 @ 14:54:35.429		
NO	BEHIND	LAP TIME	NO	BEHIND	LAP TIME	NO	BEHIND	LAP TIME
2		1:38.883	2		1:39.155	2		1:39.439
4	1.204	1:39.478	4	1.259	1:39.210	4	1.016	1:39.196
52	7.917	1:39.730	52	8.554	1:39.792	52	8.665	1:39.550
26	9.117	1:39.222	26	9.431	1:39.469	26	9.193	1:39.201
5	10.034	1:39.112	5	10.462	1:39.583	5	10.179	1:39.156
66	12.754	1:39.811	66	13.652	1:40.053	66	13.922	1:39.709
28	16.890	1:41.109	28	18.741	1:41.006	28	20.425	1:41.123
57	19.649	1:41.567	57	22.675	1:42.181	57	25.177	1:41.941
10	21.147	1:41.685	10	23.591	1:41.599	10	26.198	1:42.046
14	21.714	1:40.721	14	23.971	1:41.412	14	26.299	1:41.767
6	24.305	1:41.249	6	26.471	1:41.321	6	29.738	1:42.706
20	24.860	1:41.639	20	27.028	1:41.323	20	30.073	1:42.484
80	25.836	1:41.947	29	29.380	1:42.362	29	30.450	1:40.509
29	26.173	1:41.587	80	29.654	1:42.973	80	32.762	1:42.547
64	26.863	1:42.677	64	30.060	1:42.352	64	33.482	1:42.861
24	31.249	1:42.391	24	35.253	1:43.159	24	38.301	1:42.487
31	34.325	1:42.504	31	38.090	1:42.920	31	41.703	1:43.052
63	35.719	1:43.350	63	40.324	1:43.760	63	43.909	1:43.024
94	36.030	1:43.129	94	40.892	1:44.017	94	44.951	1:43.498
8	47.333	1:47.429 P	8	1:16.182	2:08.004	8	1:19.031	1:42.288

Weather / Track : Sunny / Dry

Results can be found at www.tsl-timing.com

Page 2 of 2

Oulton Park International
Circuit Length = 2.6920 miles
Start: 14:41 Flag 14:54 End: 14:58

Printed - 15:01 Saturday, 30 June 2018

MSVR Club Car Championships - Oulton Park International - 30th June 2018

Radical Challenge Championship

RACE 6 - LAP ANALYSIS

DIFF = Difference To Personal Best Lap

P1 2 Steve BURGESS				
LAP	LAP TIME	DIFF	MPH	TIME OF DAY
1 -	1:45.694	6.811	91.69	14:43:00.128
2 -	1:39.740	0.857	97.16	14:44:39.868
3 -	1:39.697	0.814	97.20	14:46:19.565
4 -	1:39.160 (3)	0.277	97.73	14:47:58.725
5 -	1:39.227	0.344	97.66	14:49:37.952
6 -	1:38.883 (1)		98.00	14:51:16.835
7 -	1:39.155 (2)	0.272	97.73	14:52:55.990
8 -	1:39.439	0.556	97.45	14:54:35.429

P2 4 Dominik JACKSON				
LAP	LAP TIME	DIFF	MPH	TIME OF DAY
1 -	1:46.123	7.129	91.32	14:43:00.557
2 -	1:39.791	0.797	97.11	14:44:40.348
3 -	1:39.763	0.769	97.14	14:46:20.111
4 -	1:39.456	0.462	97.44	14:47:59.567
5 -	1:38.994 (1)		97.89	14:49:38.561
6 -	1:39.478	0.484	97.42	14:51:18.039
7 -	1:39.210 (3)	0.216	97.68	14:52:57.249
8 -	1:39.196 (2)	0.202	97.69	14:54:36.445

P3 52 Mark RICHARDS				
LAP	LAP TIME	DIFF	MPH	TIME OF DAY
1 -	1:48.060	8.510	89.68	14:43:02.494
2 -	1:41.145	1.595	95.81	14:44:43.639
3 -	1:40.983	1.433	95.96	14:46:24.622
4 -	1:40.321	0.771	96.60	14:48:04.943
5 -	1:40.079	0.529	96.83	14:49:45.022
6 -	1:39.730 (2)	0.180	97.17	14:51:24.752
7 -	1:39.792 (3)	0.242	97.11	14:53:04.544
8 -	1:39.550 (1)		97.35	14:54:44.094

P4 26 Kristian JEFFREY				
LAP	LAP TIME	DIFF	MPH	TIME OF DAY
1 -	1:48.448	9.247	89.36	14:43:02.882
2 -	1:42.842	3.641	94.23	14:44:45.724
3 -	1:41.027	1.826	95.92	14:46:26.751
4 -	1:40.343	1.142	96.58	14:48:07.094
5 -	1:39.636	0.435	97.26	14:49:46.730
6 -	1:39.222 (2)	0.021	97.67	14:51:25.952
7 -	1:39.469 (3)	0.268	97.43	14:53:05.421
8 -	1:39.201 (1)		97.69	14:54:44.622

P5 5 Jerome DE SADELEER				
LAP	LAP TIME	DIFF	MPH	TIME OF DAY
1 -	1:49.557	10.445	88.45	14:43:03.991
2 -	1:41.951	2.839	95.05	14:44:45.942
3 -	1:41.112	2.000	95.84	14:46:27.054
4 -	1:41.563	2.451	95.42	14:48:08.617
5 -	1:39.140 (2)	0.028	97.75	14:49:47.757
6 -	1:39.112 (1)		97.78	14:51:26.869
7 -	1:39.583	0.471	97.31	14:53:06.452
8 -	1:39.156 (3)	0.044	97.73	14:54:45.608

P6 66 Brian CAUDWELL				
LAP	LAP TIME	DIFF	MPH	TIME OF DAY
1 -	1:49.289	9.580	88.67	14:43:03.723
2 -	1:41.508	1.799	95.47	14:44:45.231

DIFF = Difference To Personal Best Lap

3 -	1:41.427	1.718	95.54	14:46:26.658
4 -	1:42.855	3.146	94.22	14:48:09.513
5 -	1:40.265	0.556	96.65	14:49:49.778
6 -	1:39.811 (2)	0.102	97.09	14:51:29.589
7 -	1:40.053 (3)	0.344	96.86	14:53:09.642
8 -	1:39.709 (1)		97.19	14:54:49.351

P7 28 Elliot GOODMAN				
LAP	LAP TIME	DIFF	MPH	TIME OF DAY
1 -	1:51.063	10.057	87.25	14:43:05.497
2 -	1:42.562	1.556	94.49	14:44:48.059
3 -	1:42.151	1.145	94.87	14:46:30.210
4 -	1:41.137	0.131	95.82	14:48:11.347
5 -	1:41.269	0.263	95.69	14:49:52.616
6 -	1:41.109 (2)	0.103	95.85	14:51:33.725
7 -	1:41.006 (1)		95.94	14:53:14.731
8 -	1:41.123 (3)	0.117	95.83	14:54:55.854

P8 57 Brian MURPHY				
LAP	LAP TIME	DIFF	MPH	TIME OF DAY
1 -	1:51.958	10.469	86.56	14:43:06.392
2 -	1:42.441	0.952	94.60	14:44:48.833
3 -	1:41.986	0.497	95.02	14:46:30.819
4 -	1:41.489 (1)		95.49	14:48:12.308
5 -	1:42.609	1.120	94.44	14:49:54.917
6 -	1:41.567 (2)	0.078	95.41	14:51:36.484
7 -	1:42.181	0.692	94.84	14:53:18.665
8 -	1:41.941 (3)	0.452	95.06	14:55:00.606

P9 10 John CAUDWELL				
LAP	LAP TIME	DIFF	MPH	TIME OF DAY
1 -	1:53.499	12.166	85.38	14:43:07.933
2 -	1:42.798	1.465	94.27	14:44:50.731
3 -	1:41.884	0.551	95.12	14:46:32.615
4 -	1:42.349	1.016	94.68	14:48:14.964
5 -	1:41.333 (1)		95.63	14:49:56.297
6 -	1:41.685 (3)	0.352	95.30	14:51:37.982
7 -	1:41.599 (2)	0.266	95.38	14:53:19.581
8 -	1:42.046	0.713	94.96	14:55:01.627

P10 14 John MACLEOD				
LAP	LAP TIME	DIFF	MPH	TIME OF DAY
1 -	1:54.044	13.323	84.97	14:43:08.478
2 -	1:42.504	1.783	94.54	14:44:50.982
3 -	1:43.577	2.856	93.56	14:46:34.559
4 -	1:42.173	1.452	94.85	14:48:16.732
5 -	1:41.096 (2)	0.375	95.86	14:49:57.828
6 -	1:40.721 (1)		96.21	14:51:38.549
7 -	1:41.412 (3)	0.691	95.56	14:53:19.961
8 -	1:41.767	1.046	95.23	14:55:01.728

P11 6 Barry LIVERSIDGE				
LAP	LAP TIME	DIFF	MPH	TIME OF DAY
1 -	1:53.018	11.769	85.75	14:43:07.452
2 -	1:42.541	1.292	94.51	14:44:49.993
3 -	1:43.942	2.693	93.23	14:46:33.935
4 -	1:43.491	2.242	93.64	14:48:17.426
5 -	1:42.465 (3)	1.216	94.58	14:49:59.891
6 -	1:41.249 (1)		95.71	14:51:41.140
7 -	1:41.321 (2)	0.072	95.64	14:53:22.461

Weather / Track : Sunny / Dry

Oulton Park International
Circuit Length = 2.6920 miles
Start: 14:41 Flag 14:54 End: 14:58

MSVR Club Car Championships - Oulton Park International - 30th June 2018

Radical Challenge Championship

RACE 6 - LAP ANALYSIS

DIFF = Difference To Personal Best Lap

8 - 1:42.706 1.457 94.35 14:55:05.167

P12 20 Mark CRADER

LAP	LAP TIME	DIFF	MPH	TIME OF DAY
1 -	1:53.675	12.352	85.25	14:43:08.109
2 -	1:43.655	2.332	93.49	14:44:51.764
3 -	1:43.210	1.887	93.89	14:46:34.974
4 -	1:42.884	1.561	94.19	14:48:17.858
5 -	1:42.198 (3)	0.875	94.82	14:50:00.056
6 -	1:41.639 (2)	0.316	95.35	14:51:41.695
7 -	1:41.323 (1)		95.64	14:53:23.018
8 -	1:42.484	1.161	94.56	14:55:05.502

P13 80 Peter TYLER

LAP	LAP TIME	DIFF	MPH	TIME OF DAY
1 -	1:54.654	12.707	84.52	14:43:09.088
2 -	1:44.042	2.095	93.14	14:44:53.130
3 -	1:42.865	0.918	94.21	14:46:35.995
4 -	1:42.551	0.604	94.50	14:48:18.546
5 -	1:42.178 (2)	0.231	94.84	14:50:00.724
6 -	1:41.947 (1)		95.06	14:51:42.671
7 -	1:42.973	1.026	94.11	14:53:25.644
8 -	1:42.547 (3)	0.600	94.50	14:55:08.191

P14 64 Mark HIGNETT

LAP	LAP TIME	DIFF	MPH	TIME OF DAY
1 -	1:55.825	13.934	83.67	14:43:10.259
2 -	1:43.633	1.742	93.51	14:44:53.892
3 -	1:43.279	1.388	93.83	14:46:37.171
4 -	1:41.891 (1)		95.11	14:48:19.062
5 -	1:41.959 (2)	0.068	95.05	14:50:01.021
6 -	1:42.677	0.786	94.38	14:51:43.698
7 -	1:42.352 (3)	0.461	94.68	14:53:26.050
8 -	1:42.861	0.970	94.21	14:55:08.911

P15 24 Matt BROOKES

LAP	LAP TIME	DIFF	MPH	TIME OF DAY
1 -	1:56.583	14.192	83.12	14:43:11.017
2 -	1:43.818	1.427	93.34	14:44:54.835
3 -	1:44.729	2.338	92.53	14:46:39.564
4 -	1:43.143	0.752	93.95	14:48:22.707
5 -	1:42.986 (3)	0.595	94.10	14:50:05.693
6 -	1:42.391 (1)		94.64	14:51:48.084
7 -	1:43.159	0.768	93.94	14:53:31.243
8 -	1:42.487 (2)	0.096	94.56	14:55:13.730

P16 31 Rod GOODMAN

LAP	LAP TIME	DIFF	MPH	TIME OF DAY
1 -	1:57.336	14.832	82.59	14:43:11.770
2 -	1:45.023	2.519	92.27	14:44:56.793
3 -	1:44.404	1.900	92.82	14:46:41.197
4 -	1:43.942	1.438	93.23	14:48:25.139
5 -	1:43.517	1.013	93.62	14:50:08.656
6 -	1:42.504 (1)		94.54	14:51:51.160
7 -	1:42.920 (2)	0.416	94.16	14:53:34.080
8 -	1:43.052 (3)	0.548	94.04	14:55:17.132

DIFF = Difference To Personal Best Lap

P17 63 Jim BOOTH

LAP	LAP TIME	DIFF	MPH	TIME OF DAY
1 -	1:57.775	14.751	82.28	14:43:12.209
2 -	1:45.507	2.483	91.85	14:44:57.716
3 -	1:44.249	1.225	92.96	14:46:41.965
4 -	1:43.999	0.975	93.18	14:48:25.964
5 -	1:43.240 (2)	0.216	93.87	14:50:09.204
6 -	1:43.350 (3)	0.326	93.77	14:51:52.554
7 -	1:43.760	0.736	93.40	14:53:36.314
8 -	1:43.024 (1)		94.06	14:55:19.338

P18 94 Oli MARATEOTTO JR

LAP	LAP TIME	DIFF	MPH	TIME OF DAY
1 -	1:58.273	15.144	81.94	14:43:12.707
2 -	1:45.663	2.534	91.71	14:44:58.370
3 -	1:44.026	0.897	93.16	14:46:42.396
4 -	1:44.079	0.950	93.11	14:48:26.475
5 -	1:43.261 (2)	0.132	93.85	14:50:09.736
6 -	1:43.129 (1)		93.97	14:51:52.865
7 -	1:44.017	0.888	93.17	14:53:36.882
8 -	1:43.498 (3)	0.369	93.63	14:55:20.380

P19 8 Spencer BOURNE

LAP	LAP TIME	DIFF	MPH	TIME OF DAY
1 -	1:55.457	13.169	83.93	14:43:09.891
2 -	1:43.750	1.462	93.41	14:44:53.641
3 -	1:55.933	13.645	83.59	14:46:49.574
4 -	1:43.484 (2)	1.196	93.65	14:48:33.058
5 -	1:43.681 (3)	1.393	93.47	14:50:16.739
6 -	1:47.429 P	5.141	90.21	14:52:04.168
7 -	2:08.004	25.716	75.71	14:54:12.172
8 -	1:42.288 (1)		94.74	14:55:54.460

P20 29 Marcello MARATEOTTO

LAP	LAP TIME	DIFF	MPH	TIME OF DAY
1 -	1:50.021	9.512	88.08	14:43:04.455
2 -	1:41.952	1.443	95.05	14:44:46.407
3 -	1:51.637	11.128	86.81	14:46:38.044
4 -	1:41.805	1.296	95.19	14:48:19.849
5 -	1:41.572 (2)	1.063	95.41	14:50:01.421
6 -	1:41.587 (3)	1.078	95.39	14:51:43.008
7 -	1:42.362	1.853	94.67	14:53:25.370
8 -	1:40.509 (1)		96.42	14:55:05.879


Weather / Track : Sunny / Dry

Oulton Park International
Circuit Length = 2.6920 miles
Start: 14:41 Flag 14:54 End: 14:58

MSVR Club Car Championships - Oulton Park International - 30th June 2018

Radical Challenge Championship

RACE 9 - GRID (40 minutes)

ROW 10	19	8 Spencer BOURNE	20	29 Marcello MARATEOTTO
ROW 9	17	63 Jim BOOTH	18	94 Oli MARATEOTTO JR
ROW 8	15	24 Matt BROOKES	16	31 Rod GOODMAN
ROW 7	13	80 Tom GLADDIS	14	64 Mark HIGNETT
ROW 6	11	6 Barry LIVERSIDGE	12	20 Mark CRADER
ROW 5	9	10 John CAUDWELL	10	14 John MACLEOD
ROW 4	7	28 Elliot GOODMAN	8	57 Brian MURPHY
ROW 3	5	5 Jerome DE SADELEER	6	66 Brian CAUDWELL
ROW 2	3	52 Mark RICHARDS	4	26 Kristian JEFFREY
ROW 1	1	2 Steve BURGESS	2	4 Dominik JACKSON
Pole				
				

Oulton Park International
Circuit Length = 2.6920 miles

These results are provisional until the conclusion of any judicial and technical matters.

Clerk Of Course :		Timekeeper :	
-------------------	--	--------------	--

MSVR Club Car Championships - Oulton Park International - 30th June 2018

Radical Challenge Championship

RACE 9 - CLASSIFICATION

POS	NO	CL	PIC NAME	ENTRY	LAPS	TIME	GAP	DIFF	MPH	BEST	ON
1	4	Solo	1 Dominik JACKSON	Radical SR3 RSX	24	40:51.674			94.87	1:38.591	5
2	26	Solo	2 Kristian JEFFREY	Radical SR3 RSX	24	41:06.585	14.911	14.911	94.29	1:39.180	10
3	5	Solo	3 Jerome DE SADELEER	Radical SR3 RSX	24	41:15.166	23.492	8.581	93.96	1:39.381	12
4	20	Solo	4 Mark CRADER	Radical SR3 RSX	24	41:25.458	33.784	10.292	93.58	1:39.730	12
5	28	Solo	5 Elliot GOODMAN	Radical SR3 RSX	24	41:37.639	45.965	12.181	93.12	1:40.183	14
6	2	Solo	6 Steve BURGESS	Radical SR3 RSX	24	41:43.569	51.895	5.930	92.90	1:39.509	20
7	14	Solo	7 John MACLEOD	Radical SR3 RSX	24	41:57.176	1:05.502	13.607	92.40	1:40.854	8
8	52	Solo	8 Mark RICHARDS	Radical SR3 RSX	24	41:57.426	1:05.752	0.250	92.39	1:40.181	8
9	64	Solo	9 Mark HIGNETT	Radical SR3 RSX	24	42:02.702	1:11.028	5.276	92.19	1:40.830	18
10	10	Solo	10 John CAUDWELL	Radical SR3 RSX	24	42:07.644	1:15.970	4.942	92.01	1:40.709	17
11	8	Solo	11 Spencer BOURNE	Radical SR3 RSX	24	42:23.025	1:31.351	15.381	91.46	1:41.280	17
12	80	Team	1 TYLER / GLADDIS	Radical SR3 RSX	24	42:23.579	1:31.905	0.554	91.44	1:39.622	5
13	31	Solo	12 Rod GOODMAN	Radical SR3 RSX	24	42:24.053	1:32.379	0.474	91.42	1:41.607	16
14	6	Solo	13 Barry LIVERSIDGE	Radical SR3 RSX	24	42:31.308	1:39.634	7.255	91.16	1:41.572	7
15	24	Team	2 P.BROOKES / M.BROOKES	Radical SR3 RSX	23	41:05.110	1 Lap	1 Lap	90.42	1:41.516	23
16	63	Solo	14 Jim BOOTH	Radical SR3 RSX	23	41:23.519	1 Lap	18.409	89.75	1:43.152	20
17	94	Solo	15 Oli MARATEOTTO JR	Radical SR3 RSX	23	41:28.071	1 Lap	4.552	89.58	1:42.914	19
NOT CLASSIFIED											
DNF	57	Solo	Brian MURPHY	Radical SR3 RSX	24	42:51.204	1:59.530	0.000	90.46	1:40.464	19
DNF	66	Solo	Brian CAUDWELL	Radical SR3 RSX	22	38:00.988	2 Laps	2 Laps	93.47	1:39.902	3
FASTEST LAP											
4	Solo	Dominik JACKSON	Radical SR3 RSX	5	1:38.591	98.29 mph	158.19 kph				
80	Team	TYLER / GLADDIS	Radical SR3 RSX	5	1:39.622	97.28 mph	156.55 kph				

Weather / Track : Sunny / Dry

These results are provisional until the conclusion of any judicial and technical matters.

Oulton Park International
Circuit Length = 2.6920 miles
Start: 16:35 Flag 17:15 End: 17:18

Clerk Of Course :

Timekeeper :

MSVR Club Car Championships - Oulton Park International - 30th June 2018

Radical Challenge Championship

RACE 9 - LAP CHART

LAP 1 @ 16:36:47.672			LAP 2 @ 16:38:27.393			LAP 3 @ 16:40:06.983			LAP 4 @ 16:41:45.992			LAP 5 @ 16:43:24.583		
NO	BEHIND	LAP TIME	NO	BEHIND	LAP TIME	NO	BEHIND	LAP TIME	NO	BEHIND	LAP TIME	NO	BEHIND	LAP TIME
4		1:42.760	4		1:39.721	4		1:39.590	4		1:39.009	4		1:38.591
26	1.054	1:43.814	26	2.136	1:40.803	26	3.366	1:40.820	26	4.417	1:40.060	26	5.906	1:40.080
2	2.507	1:45.267	2	4.766	1:41.980	2	5.295	1:40.119	2	6.446	1:40.160	2	7.806	1:39.951
5	2.694	1:45.454	5	5.259	1:42.286	5	6.098	1:40.429	5	7.482	1:40.393	5	9.017	1:40.126
52	3.134	1:45.894	66	7.005	1:42.965	66	7.317	1:39.902	66	8.280	1:39.972	66	10.037	1:40.348
66	3.761	1:46.521	52	7.425	1:44.012	52	9.423	1:41.588	52	11.731	1:41.317	52	14.583	1:41.443
28	4.521	1:47.281	28	7.951	1:43.151	28	10.143	1:41.782	28	12.420	1:41.286	20	15.533	1:41.425
14	5.201	1:47.961	14	8.352	1:42.872	20	10.456	1:41.432	20	12.699	1:41.252	28	15.805	1:41.976
20	5.783	1:48.543	20	8.614	1:42.552	14	11.463	1:42.701	14	13.951	1:41.497	14	16.677	1:41.317
57	6.173	1:48.933	57	9.087	1:42.635	57	12.098	1:42.601	57	14.659	1:41.570	57	17.371	1:41.303
10	6.710	1:49.470	10	9.966	1:42.977	10	13.172	1:42.796	10	15.393	1:41.230	10	18.027	1:41.225
64	7.760	1:50.520	64	11.692	1:43.653	64	15.700	1:43.598	80	18.280	1:41.311	80	19.311	1:39.622
6	8.166	1:50.926	6	13.403	1:44.958	80	15.978	1:41.950	64	20.845	1:44.154	64	24.310	1:42.056
80	8.722	1:51.482	80	13.618	1:44.617	6	17.730	1:43.917	6	21.551	1:42.830	6	25.114	1:42.154
31	9.891	1:52.651	31	14.431	1:44.261	31	19.428	1:44.587	31	23.409	1:42.990	31	27.251	1:42.433
8	10.274	1:53.034	8	15.714	1:45.161	8	19.874	1:43.750	8	24.109	1:43.244	8	28.559	1:43.041
63	11.002	1:53.762	63	16.234	1:44.953	63	21.045	1:44.401	63	25.486	1:43.450	63	30.650	1:43.755
24	11.961	1:54.721	24	16.694	1:44.454	24	21.568	1:44.464	24	25.919	1:43.360	24	31.099	1:43.771
94	12.534	1:55.294	94	17.144	1:44.331	94	21.995	1:44.441	94	26.351	1:43.365	94	31.581	1:43.821

Weather / Track : Sunny / Dry

Results can be found at www.tsl-timing.com

Page 1 of 5

Oulton Park International
Circuit Length = 2.6920 miles
Start: 16:35 Flag 17:15 End: 17:18

Printed - 17:19 Saturday, 30 June 2018

MSVR Club Car Championships - Oulton Park International - 30th June 2018

Radical Challenge Championship

RACE 9 - LAP CHART

LAP 6 @ 16:45:03.695			LAP 7 @ 16:46:43.166			LAP 8 @ 16:48:22.370			LAP 9 @ 16:50:01.720			LAP 10 @ 16:51:41.012		
NO	BEHIND	LAP TIME	NO	BEHIND	LAP TIME	NO	BEHIND	LAP TIME	NO	BEHIND	LAP TIME	NO	BEHIND	LAP TIME
4		1:39.112	4		1:39.471	4		1:39.204	4		1:39.350	4		1:39.292
26	7.021	1:40.227	26	7.686	1:40.136	26	7.873	1:39.391	26	7.860	1:39.337	26	7.748	1:39.180
2	8.511	1:39.817	2	9.053	1:40.013	2	9.573	1:39.724	2	9.920	1:39.697	2	10.723	1:40.095
5	9.904	1:39.999	5	9.953	1:39.520	5	10.470	1:39.721	5	10.786	1:39.666	5	12.446	1:40.952
66	11.904	1:40.979	66	12.539	1:40.106	66	13.933	1:40.598	66	15.723	1:41.140	66	17.548	1:41.117
52	16.440	1:40.969	52	17.491	1:40.522	52	18.468	1:40.181	20	20.485	1:40.173	20	21.760	1:40.567
20	16.965	1:40.544	20	18.182	1:40.688	20	19.662	1:40.684	28	21.964	1:40.776	28	23.131	1:40.459
28	17.495	1:40.802	28	18.997	1:40.973	28	20.538	1:40.745	52	24.919	1:45.801	52	26.597	1:40.970
14	19.031	1:41.466	14	20.849	1:41.289	14	22.499	1:40.854	14	25.524	1:42.375	14	27.898	1:41.666
57	19.621	1:41.362	57	21.351	1:41.201	57	23.339	1:41.192	57	26.193	1:42.204	57	29.204	1:42.303
80	21.261	1:41.062	80	21.825	1:40.035	80	23.639	1:41.018	80	26.380	1:42.091	80	29.449	1:42.361
10	21.700	1:42.785	10	23.474	1:41.245	10	28.608	1:44.338	10	31.290	1:42.032	10	34.437	1:42.439
64	27.796	1:42.598	64	30.213	1:41.888	64	33.008	1:41.999	64	35.805	1:42.147	64	38.455	1:41.942
6	28.477	1:42.475	6	30.578	1:41.572	6	33.835	1:42.461	6	37.283	1:42.798	6	40.221	1:42.230
31	30.996	1:42.857	31	33.743	1:42.218	31	36.931	1:42.392	31	39.798	1:42.217	31	42.929	1:42.423
8	31.537	1:42.090	8	34.229	1:42.163	8	37.438	1:42.413	8	41.058	1:42.970	8	43.847	1:42.081
63	35.899	1:44.361	63	40.436	1:44.008	24	44.692	1:43.277	24	48.792	1:43.450	24	52.511	1:43.011
24	36.166	1:44.179	24	40.619	1:43.924	63	46.266	1:45.034	63	50.891	1:43.975	63	55.620	1:44.021
94	43.504	1:51.035	94	47.798	1:43.765	94	55.485	1:46.891	94	59.674	1:43.539	94	1:03.548	1:43.166

Weather / Track : Sunny / Dry

Results can be found at www.tsl-timing.com

Page 2 of 5

Oulton Park International
Circuit Length = 2.6920 miles
Start: 16:35 Flag 17:15 End: 17:18

Printed - 17:19 Saturday, 30 June 2018

MSVR Club Car Championships - Oulton Park International - 30th June 2018

Radical Challenge Championship

RACE 9 - LAP CHART

LAP 11 @ 16:53:20.182			LAP 12 @ 16:55:01.610			LAP 13 @ 16:56:47.623			LAP 14 @ 16:58:30.692			LAP 15 @ 17:00:59.055		
NO	BEHIND	LAP TIME	NO	BEHIND	LAP TIME	NO	BEHIND	LAP TIME	NO	BEHIND	LAP TIME	NO	BEHIND	LAP TIME
4		1:39.170	4		1:41.428 P	26		1:39.770	26		1:43.069 P	4		1:38.956
26	8.245	1:39.667	26	6.243	1:39.426	5	5.022	1:40.232	5	4.706	1:42.753 P	26	11.749	2:40.112
2	11.364	1:39.811	2	9.997	1:40.061	2	6.744	1:42.760 P	80	1 Lap	3:04.869	5	19.740	2:43.397
5	12.850	1:39.574	5	10.803	1:39.381	66	15.396	1:43.917 P	20	16.162	1:43.726 P	66	23.946	1:40.243
66	18.684	1:40.306	66	17.492	1:40.236	20	15.505	1:40.102	24	1 Lap	2:59.826	20	29.353	2:41.554
20	23.114	1:40.524	20	21.416	1:39.730	52	26.136	1:44.289 P	10	36.628	1:46.968 P	28	35.764	1:40.487
28	24.405	1:40.444	28	26.217	1:43.240 P	14	27.555	1:44.195 P	63	1 Lap	3:01.579	2	36.092	1:39.638
52	28.427	1:41.000	52	27.860	1:40.861	10	32.729	1:41.453	57	42.093	1:45.158 P	14	39.831	1:41.144
14	29.829	1:41.101	14	29.373	1:40.972	57	40.004	1:41.470	94	1 Lap	2:59.374	10	51.627	2:43.362
80	30.047	1:39.768	80	32.910	1:44.291 P	8	42.854	1:41.659	8	46.108	1:46.323 P	52	52.434	1:41.757
10	36.887	1:41.620	10	37.289	1:41.830	64	43.074	1:46.917 P	4	49.407	1:39.037	64	53.724	1:41.487
64	41.436	1:42.151	64	42.170	1:42.162	6	43.801	1:45.813 P	66	1:12.066	2:39.739	6	58.021	1:42.059
6	43.580	1:42.529	6	44.001	1:41.849	31	47.097	1:46.415 P	28	1:23.640	1:40.183	8	1:00.026	2:42.281
57	44.417	1:54.383	57	44.547	1:41.558	4	53.439	2:39.452	2	1:24.817	3:01.142	57	1:03.364	2:49.634
31	46.212	1:42.453	31	46.695	1:41.911	28	1:26.526	2:46.322	14	1:27.050	2:42.564	80	1:05.302	1:41.891
8	47.046	1:42.369	8	47.208	1:41.590				52	1:39.040	2:55.973	31	1:07.473	1:42.466
24	56.391	1:43.050	24	1:01.816	1:46.853 P				64	1:40.600	2:40.595	24	1:29.743	1:42.893
63	1:00.461	1:44.011	63	1:09.436	1:50.403 P				6	1:44.325	2:43.593			
94	1:07.298	1:42.920	94	1:13.563	1:47.693 P				80	1:51.774	1:43.077			
									31	1:53.370	2:49.342			
									24	2:15.213	1:42.653			
									63	2:25.694	1:43.761			
									94	2:26.945	1:43.090			

Weather / Track : Sunny / Dry

Oulton Park International
 Circuit Length = 2.6920 miles
 Start: 16:35 Flag 17:15 End: 17:18

MSVR Club Car Championships - Oulton Park International - 30th June 2018

Radical Challenge Championship

RACE 9 - LAP CHART

LAP 16 @ 17:02:38.372			LAP 17 @ 17:04:17.488			LAP 18 @ 17:05:56.432			LAP 19 @ 17:07:36.222			LAP 20 @ 17:09:16.387		
NO	BEHIND	LAP TIME	NO	BEHIND	LAP TIME	NO	BEHIND	LAP TIME	NO	BEHIND	LAP TIME	NO	BEHIND	LAP TIME
4		1:39.317	4		1:39.116	4		1:38.944	4		1:39.790	4		1:40.165
63	1 Lap	1:43.348	63	1 Lap	1:43.530	63	1 Lap	1:43.212	24	1 Lap	1:43.863	24	1 Lap	1:42.350
94	1 Lap	1:44.994	94	1 Lap	1:43.705	94	1 Lap	1:43.273	63	1 Lap	1:43.182	26	16.111	1:41.385
26	12.447	1:40.015	26	12.989	1:39.658	26	13.576	1:39.531	26	14.891	1:41.105	63	1 Lap	1:44.246
5	20.182	1:39.759	5	21.076	1:40.010	5	22.044	1:39.912	94	1 Lap	1:45.300	94	1 Lap	1:42.914
66	24.752	1:40.123	66	25.789	1:40.153	66	26.912	1:40.067	5	22.379	1:40.125	5	21.902	1:39.688
20	30.218	1:40.182	20	31.351	1:40.249	20	32.454	1:40.047	66	28.099	1:40.977	66	28.542	1:40.608
28	36.744	1:40.297	28	38.207	1:40.579	28	39.961	1:40.698	20	32.397	1:39.733	20	32.091	1:39.859
14	42.624	1:42.110	14	47.350	1:43.842	2	49.419	1:40.442	28	40.980	1:40.809	28	41.248	1:40.433
2	45.049	1:48.274	2	47.921	1:41.988	14	51.534	1:43.128	2	49.719	1:40.090	2	49.063	1:39.509
10	54.041	1:41.731	10	55.634	1:40.709	10	57.967	1:41.277	14	54.921	1:43.177	14	56.777	1:42.021
52	54.654	1:41.537	52	56.290	1:40.752	52	58.440	1:41.094	52	1:00.741	1:42.091	52	1:02.061	1:41.485
64	56.005	1:41.598	64	58.195	1:41.306	64	1:00.081	1:40.830	10	1:01.009	1:42.832	10	1:02.855	1:42.011
6	1:00.824	1:42.120	8	1:04.187	1:41.280	8	1:06.647	1:41.404	64	1:02.532	1:42.241	64	1:04.179	1:41.812
8	1:02.023	1:41.314	57	1:06.909	1:41.439	57	1:08.801	1:40.836	8	1:08.516	1:41.659	8	1:09.989	1:41.638
57	1:04.586	1:40.539	6	1:11.748	1:50.040	80	1:16.644	1:43.062	57	1:09.475	1:40.464	57	1:10.290	1:40.980
80	1:08.244	1:42.259	80	1:12.526	1:43.398	31	1:17.394	1:43.070	80	1:18.764	1:41.910	80	1:20.396	1:41.797
31	1:09.763	1:41.607	31	1:13.268	1:42.621	6	1:17.877	1:45.073	31	1:19.717	1:42.113	31	1:21.280	1:41.728
24	1:33.988	1:43.562	24	1:38.491	1:43.619				6	1:23.383	1:45.296	6	1:26.439	1:43.221

Weather / Track : Sunny / Dry

Results can be found at www.tsl-timing.com

Page 4 of 5

Oulton Park International
 Circuit Length = 2.6920 miles
 Start: 16:35 Flag 17:15 End: 17:18

Printed - 17:19 Saturday, 30 June 2018

MSVR Club Car Championships - Oulton Park International - 30th June 2018

Radical Challenge Championship

RACE 9 - LAP CHART

LAP 21 @ 17:10:56.730			LAP 22 @ 17:12:36.592			LAP 23 @ 17:14:16.241			LAP 24 @ 17:15:56.586		
NO	BEHIND	LAP TIME	NO	BEHIND	LAP TIME	NO	BEHIND	LAP TIME	NO	BEHIND	LAP TIME
4		1:40.343	4		1:39.862	4		1:39.649	4		1:40.345
24	1 Lap	1:42.288	24	1 Lap	1:42.055	24	1 Lap	1:41.971	24	1 Lap	1:41.516
26	15.671	1:39.903	26	15.326	1:39.517	26	15.522	1:39.845	26	14.911	1:39.734
63	1 Lap	1:43.152	5	22.659	1:40.541	5	23.208	1:40.198	5	23.492	1:40.629
5	21.980	1:40.421	63	1 Lap	1:43.855	63	1 Lap	1:43.399	63	1 Lap	1:44.121
94	1 Lap	1:43.561	94	1 Lap	1:43.283	94	1 Lap	1:44.007	20	33.784	1:40.765
66	28.607	1:40.408	66	29.308	1:40.563	20	33.364	1:40.533	94	1 Lap	1:44.309
20	32.004	1:40.256	20	32.480	1:40.338	28	44.425	1:41.426	28	45.965	1:41.885
28	42.077	1:41.172	28	42.648	1:40.433	2	49.799	1:40.498	2	51.895	1:42.441
2	48.817	1:40.097	2	48.950	1:39.995	14	1:03.658	1:41.778	14	1:05.502	1:42.189
14	59.761	1:43.327	14	1:01.529	1:41.630	52	1:04.609	1:40.905	52	1:05.752	1:41.488
52	1:02.725	1:41.007	52	1:03.353	1:40.490	64	1:10.196	1:41.855	64	1:11.028	1:41.177
10	1:03.387	1:40.875	64	1:07.990	1:42.932	10	1:14.961	1:41.780	10	1:15.970	1:41.354
64	1:04.920	1:41.084	10	1:12.830	1:49.305	8	1:16.038	1:42.216	8	1:31.351	1:55.658
8	1:11.168	1:41.522	8	1:13.471	1:42.165	57	1:16.348	1:41.876	80	1:31.905	1:44.394
57	1:11.675	1:41.728	57	1:14.121	1:42.308	80	1:27.856	1:43.516	31	1:32.379	1:43.802
80	1:22.118	1:42.065	80	1:23.989	1:41.733	31	1:28.922	1:43.555	6	1:39.634	1:44.514
31	1:22.839	1:41.902	31	1:25.016	1:42.039	6	1:35.465	1:43.394	57	1:59.530	2:23.527 P
6	1:29.214	1:43.118	6	1:31.720	1:42.368						

Weather / Track : Sunny / Dry

Results can be found at www.tsl-timing.com

Page 5 of 5

Oulton Park International
 Circuit Length = 2.6920 miles
 Start: 16:35 Flag 17:15 End: 17:18

Printed - 17:19 Saturday, 30 June 2018

MSVR Club Car Championships - Oulton Park International - 30th June 2018

Radical Challenge Championship

RACE 9 - LAP ANALYSIS

DIFF = Difference To Personal Best Lap

P1 4 Dominik JACKSON				
LAP	LAP TIME	DIFF	MPH	TIME OF DAY
1 -	1:42.760	4.169	94.30	16:36:47.672
2 -	1:39.721	1.130	97.18	16:38:27.393
3 -	1:39.590	0.999	97.31	16:40:06.983
4 -	1:39.009	0.418	97.88	16:41:45.992
5 -	1:38.591 (1)		98.29	16:43:24.583
6 -	1:39.112	0.521	97.78	16:45:03.695
7 -	1:39.471	0.880	97.42	16:46:43.166
8 -	1:39.204	0.613	97.69	16:48:22.370
9 -	1:39.350	0.759	97.54	16:50:01.720
10 -	1:39.292	0.701	97.60	16:51:41.012
11 -	1:39.170	0.579	97.72	16:53:20.182
12 -	1:41.428 P	2.837	95.54	16:55:01.610
13 -	2:39.452	1:00.861	60.77	16:57:41.062
14 -	1:39.037	0.446	97.85	16:59:20.099
15 -	1:38.956 (3)	0.365	97.93	17:00:59.055
16 -	1:39.317	0.726	97.57	17:02:38.372
17 -	1:39.116	0.525	97.77	17:04:17.488
18 -	1:38.944 (2)	0.353	97.94	17:05:56.432
19 -	1:39.790	1.199	97.11	17:07:36.222
20 -	1:40.165	1.574	96.75	17:09:16.387
21 -	1:40.343	1.752	96.58	17:10:56.730
22 -	1:39.862	1.271	97.04	17:12:36.592
23 -	1:39.649	1.058	97.25	17:14:16.241
24 -	1:40.345	1.754	96.57	17:15:56.586

P2 26 Kristian JEFFREY				
LAP	LAP TIME	DIFF	MPH	TIME OF DAY
1 -	1:43.814	4.634	93.35	16:36:48.726
2 -	1:40.803	1.623	96.14	16:38:29.529
3 -	1:40.820	1.640	96.12	16:40:10.349
4 -	1:40.060	0.880	96.85	16:41:50.409
5 -	1:40.080	0.900	96.83	16:43:30.489
6 -	1:40.227	1.047	96.69	16:45:10.716
7 -	1:40.136	0.956	96.78	16:46:50.852
8 -	1:39.391 (3)	0.211	97.50	16:48:30.243
9 -	1:39.337 (2)	0.157	97.55	16:50:09.580
10 -	1:39.180 (1)		97.71	16:51:48.760
11 -	1:39.667	0.487	97.23	16:53:28.427
12 -	1:39.426	0.246	97.47	16:55:07.853
13 -	1:39.770	0.590	97.13	16:56:47.623
14 -	1:43.069 P	3.889	94.02	16:58:30.692
15 -	2:40.112	1:00.932	60.52	17:01:10.804
16 -	1:40.015	0.835	96.89	17:02:50.819
17 -	1:39.658	0.478	97.24	17:04:30.477
18 -	1:39.531	0.351	97.36	17:06:10.008
19 -	1:41.105	1.925	95.85	17:07:51.113
20 -	1:41.385	2.205	95.58	17:09:32.498
21 -	1:39.903	0.723	97.00	17:11:12.401
22 -	1:39.517	0.337	97.38	17:12:51.918
23 -	1:39.845	0.665	97.06	17:14:31.763
24 -	1:39.734	0.554	97.17	17:16:11.497

P3 5 Jerome DE SADELEER				
LAP	LAP TIME	DIFF	MPH	TIME OF DAY
1 -	1:45.454	6.073	91.90	16:36:50.366
2 -	1:42.286	2.905	94.74	16:38:32.652
3 -	1:40.429	1.048	96.49	16:40:13.081
4 -	1:40.393	1.012	96.53	16:41:53.474
5 -	1:40.126	0.745	96.79	16:43:33.600
6 -	1:39.999	0.618	96.91	16:45:13.599

DIFF = Difference To Personal Best Lap

7 -	1:39.520 (2)	0.139	97.38	16:46:53.119
8 -	1:39.721	0.340	97.18	16:48:32.840
9 -	1:39.666	0.285	97.23	16:50:12.506
10 -	1:40.952	1.571	95.99	16:51:53.458
11 -	1:39.574 (3)	0.193	97.32	16:53:33.032
12 -	1:39.381 (1)		97.51	16:55:12.413
13 -	1:40.232	0.851	96.68	16:56:52.645
14 -	1:42.753 P	3.372	94.31	16:58:35.398
15 -	2:43.397	1:04.016	59.31	17:01:18.795
16 -	1:39.759	0.378	97.14	17:02:58.554
17 -	1:40.010	0.629	96.90	17:04:38.564
18 -	1:39.912	0.531	96.99	17:06:18.476
19 -	1:40.125	0.744	96.79	17:07:58.601
20 -	1:39.688	0.307	97.21	17:09:38.289
21 -	1:40.421	1.040	96.50	17:11:18.710
22 -	1:40.541	1.160	96.39	17:12:59.251
23 -	1:40.198	0.817	96.72	17:14:39.449
24 -	1:40.629	1.248	96.30	17:16:20.078

P4 20 Mark CRADER				
LAP	LAP TIME	DIFF	MPH	TIME OF DAY
1 -	1:48.543	8.813	89.28	16:36:53.455
2 -	1:42.552	2.822	94.50	16:38:36.007
3 -	1:41.432	1.702	95.54	16:40:17.439
4 -	1:41.252	1.522	95.71	16:41:58.691
5 -	1:41.425	1.695	95.55	16:43:40.116
6 -	1:40.544	0.814	96.38	16:45:20.660
7 -	1:40.688	0.958	96.25	16:47:01.348
8 -	1:40.684	0.954	96.25	16:48:42.032
9 -	1:40.173	0.443	96.74	16:50:22.205
10 -	1:40.567	0.837	96.36	16:52:02.772
11 -	1:40.524	0.794	96.40	16:53:43.296
12 -	1:39.730 (1)		97.17	16:55:23.026
13 -	1:40.102	0.372	96.81	16:57:03.128
14 -	1:43.726 P	3.996	93.43	16:58:46.854
15 -	2:41.554	1:01.824	59.98	17:01:28.408
16 -	1:40.182	0.452	96.73	17:03:08.590
17 -	1:40.249	0.519	96.67	17:04:48.839
18 -	1:40.047	0.317	96.86	17:06:28.886
19 -	1:39.733 (2)	0.003	97.17	17:08:08.619
20 -	1:39.859 (3)	0.129	97.04	17:09:48.478
21 -	1:40.256	0.526	96.66	17:11:28.734
22 -	1:40.338	0.608	96.58	17:13:09.072
23 -	1:40.533	0.803	96.39	17:14:49.605
24 -	1:40.765	1.035	96.17	17:16:30.370

P5 28 Elliot GOODMAN				
LAP	LAP TIME	DIFF	MPH	TIME OF DAY
1 -	1:47.281	7.098	90.33	16:36:52.193
2 -	1:43.151	2.968	93.95	16:38:35.344
3 -	1:41.782	1.599	95.21	16:40:17.126
4 -	1:41.286	1.103	95.68	16:41:58.412
5 -	1:41.976	1.793	95.03	16:43:40.388
6 -	1:40.802	0.619	96.14	16:45:21.190
7 -	1:40.973	0.790	95.97	16:47:02.163
8 -	1:40.745	0.562	96.19	16:48:42.908
9 -	1:40.776	0.593	96.16	16:50:23.684
10 -	1:40.459	0.276	96.47	16:52:04.143
11 -	1:40.444	0.261	96.48	16:53:44.587
12 -	1:43.240 P	3.057	93.87	16:55:27.827
13 -	2:46.322	1:06.139	58.26	16:58:14.149
14 -	1:40.183 (1)		96.73	16:59:54.332
15 -	1:40.487	0.304	96.44	17:01:34.819

Weather / Track : Sunny / Dry

Oulton Park International
Circuit Length = 2.6920 miles
Start: 16:35 Flag 17:15 End: 17:18

MSVR Club Car Championships - Oulton Park International - 30th June 2018

Radical Challenge Championship

RACE 9 - LAP ANALYSIS

DIFF = Difference To Personal Best Lap

16 -	1:40.297 (2)	0.114	96.62	17:03:15.116
17 -	1:40.579	0.396	96.35	17:04:55.695
18 -	1:40.698	0.515	96.24	17:06:36.393
19 -	1:40.809	0.626	96.13	17:08:17.202
20 -	1:40.433 (3)	0.250	96.49	17:09:57.635
21 -	1:41.172	0.989	95.79	17:11:38.807
22 -	1:40.433 (3)	0.250	96.49	17:13:19.240
23 -	1:41.426	1.243	95.55	17:15:00.666
24 -	1:41.885	1.702	95.12	17:16:42.551

P6 2 Steve BURGESS

LAP	LAP TIME	DIFF	MPH	TIME OF DAY
1 -	1:45.267	5.758	92.06	16:36:50.179
2 -	1:41.980	2.471	95.03	16:38:32.159
3 -	1:40.119	0.610	96.79	16:40:12.278
4 -	1:40.160	0.651	96.75	16:41:52.438
5 -	1:39.951	0.442	96.96	16:43:32.389
6 -	1:39.817	0.308	97.09	16:45:12.206
7 -	1:40.013	0.504	96.90	16:46:52.219
8 -	1:39.724	0.215	97.18	16:48:31.943
9 -	1:39.697 (3)	0.188	97.20	16:50:11.640
10 -	1:40.095	0.586	96.82	16:51:51.735
11 -	1:39.811	0.302	97.09	16:53:31.546
12 -	1:40.061	0.552	96.85	16:55:11.607
13 -	1:42.760 P	3.251	94.31	16:56:54.367
14 -	3:01.142	1:21.633	53.50	16:59:55.509
15 -	1:39.638 (2)	0.129	97.26	17:01:35.147
16 -	1:48.274	8.765	89.50	17:03:23.421
17 -	1:41.988	2.479	95.02	17:05:05.409
18 -	1:40.442	0.933	96.48	17:06:45.851
19 -	1:40.090	0.581	96.82	17:08:25.941
20 -	1:39.509 (1)		97.39	17:10:05.450
21 -	1:40.097	0.588	96.81	17:11:45.547
22 -	1:39.995	0.486	96.91	17:13:25.542
23 -	1:40.498	0.989	96.43	17:15:06.040
24 -	1:42.441	2.932	94.60	17:16:48.481

P7 14 John MACLEOD

LAP	LAP TIME	DIFF	MPH	TIME OF DAY
1 -	1:47.961	7.107	89.76	16:36:52.873
2 -	1:42.872	2.018	94.20	16:38:35.745
3 -	1:42.701	1.847	94.36	16:40:18.446
4 -	1:41.497	0.643	95.48	16:41:59.943
5 -	1:41.317	0.463	95.65	16:43:41.260
6 -	1:41.466	0.612	95.51	16:45:22.726
7 -	1:41.289	0.435	95.67	16:47:04.015
8 -	1:40.854 (1)		96.09	16:48:44.869
9 -	1:42.375	1.521	94.66	16:50:27.244
10 -	1:41.666	0.812	95.32	16:52:08.910
11 -	1:41.101 (3)	0.247	95.85	16:53:50.011
12 -	1:40.972 (2)	0.118	95.98	16:55:30.983
13 -	1:44.195 P	3.341	93.01	16:57:15.178
14 -	2:42.564	1:01.710	59.61	16:59:57.742
15 -	1:41.144	0.290	95.81	17:01:38.886
16 -	1:42.110	1.256	94.91	17:03:20.996
17 -	1:43.842	2.988	93.32	17:05:04.838
18 -	1:43.128	2.274	93.97	17:06:47.966
19 -	1:43.177	2.323	93.92	17:08:31.143
20 -	1:42.021	1.167	94.99	17:10:13.164
21 -	1:43.327	2.473	93.79	17:11:56.491
22 -	1:41.630	0.776	95.35	17:13:38.121
23 -	1:41.778	0.924	95.22	17:15:19.899
24 -	1:42.189	1.335	94.83	17:17:02.088

DIFF = Difference To Personal Best Lap

P8 52 Mark RICHARDS				
LAP	LAP TIME	DIFF	MPH	TIME OF DAY
1 -	1:45.894	5.713	91.51	16:36:50.806
2 -	1:44.012	3.831	93.17	16:38:34.818
3 -	1:41.588	1.407	95.39	16:40:16.406
4 -	1:41.317	1.136	95.65	16:41:57.723
5 -	1:41.443	1.262	95.53	16:43:39.166
6 -	1:40.969	0.788	95.98	16:45:20.135
7 -	1:40.522 (3)	0.341	96.40	16:47:00.657
8 -	1:40.181 (1)		96.73	16:48:40.838
9 -	1:45.801	5.620	91.59	16:50:26.639
10 -	1:40.970	0.789	95.98	16:52:07.609
11 -	1:41.000	0.819	95.95	16:53:48.609
12 -	1:40.861	0.680	96.08	16:55:29.470
13 -	1:44.289 P	4.108	92.92	16:57:13.759
14 -	2:55.973	1:15.792	55.07	17:00:09.732
15 -	1:41.757	1.576	95.23	17:01:51.489
16 -	1:41.537	1.356	95.44	17:03:33.026
17 -	1:40.752	0.571	96.18	17:05:13.778
18 -	1:41.094	0.913	95.86	17:06:54.872
19 -	1:42.091	1.910	94.92	17:08:36.963
20 -	1:41.485	1.304	95.49	17:10:18.448
21 -	1:41.007	0.826	95.94	17:11:59.455
22 -	1:40.490 (2)	0.309	96.44	17:13:39.945
23 -	1:40.905	0.724	96.04	17:15:20.850
24 -	1:41.488	1.307	95.49	17:17:02.338

P9 64 Mark HIGNETT

LAP	LAP TIME	DIFF	MPH	TIME OF DAY
1 -	1:50.520	9.690	87.68	16:36:55.432
2 -	1:43.653	2.823	93.49	16:38:39.085
3 -	1:43.598	2.768	93.54	16:40:22.683
4 -	1:44.154	3.324	93.04	16:42:06.837
5 -	1:42.056	1.226	94.96	16:43:48.893
6 -	1:42.598	1.768	94.45	16:45:31.491
7 -	1:41.888	1.058	95.11	16:47:13.379
8 -	1:41.999	1.169	95.01	16:48:55.378
9 -	1:42.147	1.317	94.87	16:50:37.525
10 -	1:41.942	1.112	95.06	16:52:19.467
11 -	1:42.151	1.321	94.87	16:54:01.618
12 -	1:42.162	1.332	94.86	16:55:43.780
13 -	1:46.917 P	6.087	90.64	16:57:30.697
14 -	2:40.595	59.765	60.34	17:00:11.292
15 -	1:41.487	0.657	95.49	17:01:52.779
16 -	1:41.598	0.768	95.38	17:03:34.377
17 -	1:41.306	0.476	95.66	17:05:15.683
18 -	1:40.830 (1)		96.11	17:06:56.513
19 -	1:42.241	1.411	94.78	17:08:38.754
20 -	1:41.812	0.982	95.18	17:10:20.566
21 -	1:41.084 (2)	0.254	95.87	17:12:01.650
22 -	1:42.932	2.102	94.15	17:13:44.582
23 -	1:41.855	1.025	95.14	17:15:26.437
24 -	1:41.177 (3)	0.347	95.78	17:17:07.614

P10 10 John CAUDWELL

LAP	LAP TIME	DIFF	MPH	TIME OF DAY
1 -	1:49.470	8.761	88.52	16:36:54.382
2 -	1:42.977	2.268	94.11	16:38:37.359
3 -	1:42.796	2.087	94.27	16:40:20.155
4 -	1:41.230	0.521	95.73	16:42:01.385
5 -	1:41.225 (3)	0.516	95.74	16:43:42.610

Weather / Track : Sunny / Dry

Oulton Park International
Circuit Length = 2.6920 miles
Start: 16:35 Flag 17:15 End: 17:18

MSVR Club Car Championships - Oulton Park International - 30th June 2018

Radical Challenge Championship

RACE 9 - LAP ANALYSIS

DIFF = Difference To Personal Best Lap

6 -	1:42.785	2.076	94.28	16:45:25.395
7 -	1:41.245	0.536	95.72	16:47:06.640
8 -	1:44.338	3.629	92.88	16:48:50.978
9 -	1:42.032	1.323	94.98	16:50:33.010
10 -	1:42.439	1.730	94.60	16:52:15.449
11 -	1:41.620	0.911	95.36	16:53:57.069
12 -	1:41.830	1.121	95.17	16:55:38.899
13 -	1:41.453	0.744	95.52	16:57:20.352
14 -	1:46.968	P 6.259	90.60	16:59:07.320
15 -	2:43.362	1:02.653	59.32	17:01:50.682
16 -	1:41.731	1.022	95.26	17:03:32.413
17 -	1:40.709	(1)	96.23	17:05:13.122
18 -	1:41.277	0.568	95.69	17:06:54.399
19 -	1:42.832	2.123	94.24	17:08:37.231
20 -	1:42.011	1.302	95.00	17:10:19.242
21 -	1:40.875	(2) 0.166	96.07	17:12:00.117
22 -	1:49.305	8.596	88.66	17:13:49.422
23 -	1:41.780	1.071	95.21	17:15:31.202
24 -	1:41.354	0.645	95.61	17:17:12.556

P11 8 Spencer BOURNE

LAP	LAP TIME	DIFF	MPH	TIME OF DAY
1 -	1:53.034	11.754	85.73	16:36:57.946
2 -	1:45.161	3.881	92.15	16:38:43.107
3 -	1:43.750	2.470	93.41	16:40:26.857
4 -	1:43.244	1.964	93.86	16:42:10.101
5 -	1:43.041	1.761	94.05	16:43:53.142
6 -	1:42.090	0.810	94.92	16:45:35.232
7 -	1:42.163	0.883	94.86	16:47:17.395
8 -	1:42.413	1.133	94.62	16:48:59.808
9 -	1:42.970	1.690	94.11	16:50:42.778
10 -	1:42.081	0.801	94.93	16:52:24.859
11 -	1:42.369	1.089	94.67	16:54:07.228
12 -	1:41.590	0.310	95.39	16:55:48.818
13 -	1:41.659	0.379	95.33	16:57:30.477
14 -	1:46.323	P 5.043	91.14	16:59:16.800
15 -	2:42.281	1:01.001	59.71	17:01:59.081
16 -	1:41.314	(2) 0.034	95.65	17:03:40.395
17 -	1:41.280	(1)	95.68	17:05:21.675
18 -	1:41.404	(3) 0.124	95.57	17:07:03.079
19 -	1:41.659	0.379	95.33	17:08:44.738
20 -	1:41.638	0.358	95.35	17:10:26.376
21 -	1:41.522	0.242	95.46	17:12:07.898
22 -	1:42.165	0.885	94.85	17:13:50.063
23 -	1:42.216	0.936	94.81	17:15:32.279
24 -	1:55.658	14.378	83.79	17:17:27.937

P12 80 TYLER / GLADDIS

LAP	LAP TIME	DIFF	MPH	TIME OF DAY
1 -	1:51.482	11.860	86.93	16:36:56.394
2 -	1:44.617	4.995	92.63	16:38:41.011
3 -	1:41.950	2.328	95.05	16:40:22.961
4 -	1:41.311	1.689	95.65	16:42:04.272
5 -	1:39.622	(1)	97.28	16:43:43.894
6 -	1:41.062	1.440	95.89	16:45:24.956
7 -	1:40.035	(3) 0.413	96.87	16:47:04.991
8 -	1:41.018	1.396	95.93	16:48:46.009
9 -	1:42.091	2.469	94.92	16:50:28.100
10 -	1:42.361	2.739	94.67	16:52:10.461
11 -	1:39.768	(2) 0.146	97.13	16:53:50.229
12 -	1:44.291	P 4.669	92.92	16:55:34.520
13 -	3:04.869	1:25.247	52.42	16:58:39.389
14 -	1:43.077	3.455	94.02	17:00:22.466

DIFF = Difference To Personal Best Lap

15 -	1:41.891	2.269	95.11	17:02:04.357
16 -	1:42.259	2.637	94.77	17:03:46.616
17 -	1:43.398	3.776	93.72	17:05:30.014
18 -	1:43.062	3.440	94.03	17:07:13.076
19 -	1:41.910	2.288	95.09	17:08:54.986
20 -	1:41.797	2.175	95.20	17:10:36.783
21 -	1:42.065	2.443	94.95	17:12:18.848
22 -	1:41.733	2.111	95.26	17:14:00.581
23 -	1:43.516	3.894	93.62	17:15:44.097
24 -	1:44.394	4.772	92.83	17:17:28.491

P13 31 Rod GOODMAN

LAP	LAP TIME	DIFF	MPH	TIME OF DAY
1 -	1:52.651	11.044	86.02	16:36:57.563
2 -	1:44.261	2.654	92.95	16:38:41.824
3 -	1:44.587	2.980	92.66	16:40:26.411
4 -	1:42.990	1.383	94.09	16:42:09.401
5 -	1:42.433	0.826	94.61	16:43:51.834
6 -	1:42.857	1.250	94.22	16:45:34.691
7 -	1:42.218	0.611	94.81	16:47:16.909
8 -	1:42.392	0.785	94.64	16:48:59.301
9 -	1:42.217	0.610	94.81	16:50:41.518
10 -	1:42.423	0.816	94.62	16:52:23.941
11 -	1:42.453	0.846	94.59	16:54:06.394
12 -	1:41.911	0.304	95.09	16:55:48.305
13 -	1:46.415	P 4.808	91.07	16:57:34.720
14 -	2:49.342	1:07.735	57.22	17:00:24.062
15 -	1:42.466	0.859	94.58	17:02:06.528
16 -	1:41.607	(1)	95.38	17:03:48.135
17 -	1:42.621	1.014	94.43	17:05:30.756
18 -	1:43.070	1.463	94.02	17:07:13.826
19 -	1:42.113	0.506	94.90	17:08:55.939
20 -	1:41.728	(2) 0.121	95.26	17:10:37.667
21 -	1:41.902	(3) 0.295	95.10	17:12:19.569
22 -	1:42.039	0.432	94.97	17:14:01.608
23 -	1:43.555	1.948	93.58	17:15:45.163
24 -	1:43.802	2.195	93.36	17:17:28.965

P14 6 Barry LIVERSIDGE

LAP	LAP TIME	DIFF	MPH	TIME OF DAY
1 -	1:50.926	9.354	87.36	16:36:55.838
2 -	1:44.958	3.386	92.33	16:38:40.796
3 -	1:43.917	2.345	93.26	16:40:24.713
4 -	1:42.830	1.258	94.24	16:42:07.543
5 -	1:42.154	0.582	94.86	16:43:49.697
6 -	1:42.475	0.903	94.57	16:45:32.172
7 -	1:41.572	(1)	95.41	16:47:13.744
8 -	1:42.461	0.889	94.58	16:48:56.205
9 -	1:42.798	1.226	94.27	16:50:39.003
10 -	1:42.230	0.658	94.79	16:52:21.233
11 -	1:42.529	0.957	94.52	16:54:03.762
12 -	1:41.849	(2) 0.277	95.15	16:55:45.611
13 -	1:45.813	P 4.241	91.58	16:57:31.424
14 -	2:43.593	1:02.021	59.24	17:00:15.017
15 -	1:42.059	(3) 0.487	94.95	17:01:57.076
16 -	1:42.120	0.548	94.90	17:03:39.196
17 -	1:50.040	8.468	88.07	17:05:29.236
18 -	1:45.073	3.501	92.23	17:07:14.309
19 -	1:45.296	3.724	92.03	17:08:59.605
20 -	1:43.221	1.649	93.88	17:10:42.826
21 -	1:43.118	1.546	93.98	17:12:25.944
22 -	1:42.368	0.796	94.67	17:14:08.312
23 -	1:43.394	1.822	93.73	17:15:51.706

Weather / Track : Sunny / Dry

Oulton Park International
Circuit Length = 2.6920 miles
Start: 16:35 Flag 17:15 End: 17:18

MSVR Club Car Championships - Oulton Park International - 30th June 2018

Radical Challenge Championship

RACE 9 - LAP ANALYSIS

DIFF = Difference To Personal Best Lap

24 - 1:44.514 2.942 92.72 17:17:36.220

P15 24 P.BROOKES / M.BROOKES				
LAP	LAP TIME	DIFF	MPH	TIME OF DAY
1 -	1:54.721	13.205	84.47	16:36:59.633
2 -	1:44.454	2.938	92.78	16:38:44.087
3 -	1:44.464	2.948	92.77	16:40:28.551
4 -	1:43.360	1.844	93.76	16:42:11.911
5 -	1:43.771	2.255	93.39	16:43:55.682
6 -	1:44.179	2.663	93.02	16:45:39.861
7 -	1:43.924	2.408	93.25	16:47:23.785
8 -	1:43.277	1.761	93.83	16:49:07.062
9 -	1:43.450	1.934	93.68	16:50:50.512
10 -	1:43.011	1.495	94.08	16:52:33.523
11 -	1:43.050	1.534	94.04	16:54:16.573
12 -	1:46.853 P	5.337	90.69	16:56:03.426
13 -	2:59.826	1:18.310	53.89	16:59:03.252
14 -	1:42.653	1.137	94.40	17:00:45.905
15 -	1:42.893	1.377	94.18	17:02:28.798
16 -	1:43.562	2.046	93.57	17:04:12.360
17 -	1:43.619	2.103	93.52	17:05:55.979
18 -	1:43.863	2.347	93.30	17:07:39.842
19 -	1:42.350	0.834	94.68	17:09:22.192
20 -	1:42.288	0.772	94.74	17:11:04.480
21 -	1:42.055 (3)	0.539	94.96	17:12:46.535
22 -	1:41.971 (2)	0.455	95.03	17:14:28.506
23 -	1:41.516 (1)		95.46	17:16:10.022

P16 63 Jim BOOTH				
LAP	LAP TIME	DIFF	MPH	TIME OF DAY
1 -	1:53.762	10.610	85.18	16:36:58.674
2 -	1:44.953	1.801	92.33	16:38:43.627
3 -	1:44.401	1.249	92.82	16:40:28.028
4 -	1:43.450	0.298	93.68	16:42:11.478
5 -	1:43.755	0.603	93.40	16:43:55.233
6 -	1:44.361	1.209	92.86	16:45:39.594
7 -	1:44.008	0.856	93.17	16:47:23.602
8 -	1:45.034	1.882	92.26	16:49:08.636
9 -	1:43.975	0.823	93.20	16:50:52.611
10 -	1:44.021	0.869	93.16	16:52:36.632
11 -	1:44.011	0.859	93.17	16:54:20.643
12 -	1:50.403 P	7.251	87.78	16:56:11.046
13 -	3:01.579	1:18.427	53.37	16:59:12.625
14 -	1:43.761	0.609	93.40	17:00:56.386
15 -	1:43.348	0.196	93.77	17:02:39.734
16 -	1:43.530	0.378	93.60	17:04:23.264
17 -	1:43.212 (3)	0.060	93.89	17:06:06.476
18 -	1:43.182 (2)	0.030	93.92	17:07:49.658
19 -	1:44.246	1.094	92.96	17:09:33.904
20 -	1:43.152 (1)		93.95	17:11:17.056
21 -	1:43.855	0.703	93.31	17:13:00.911
22 -	1:43.399	0.247	93.72	17:14:44.310
23 -	1:44.121	0.969	93.07	17:16:28.431

P17 94 Oli MARATEOTTO JR				
LAP	LAP TIME	DIFF	MPH	TIME OF DAY
1 -	1:55.294	12.380	84.05	16:37:00.206
2 -	1:44.331	1.417	92.88	16:38:44.537
3 -	1:44.441	1.527	92.79	16:40:28.978
4 -	1:43.365	0.451	93.75	16:42:12.343
5 -	1:43.821	0.907	93.34	16:43:56.164
6 -	1:51.035	8.121	87.28	16:45:47.199

DIFF = Difference To Personal Best Lap

7 -	1:43.765	0.851	93.39	16:47:30.964
8 -	1:46.891	3.977	90.66	16:49:17.855
9 -	1:43.539	0.625	93.60	16:51:01.394
10 -	1:43.166	0.252	93.93	16:52:44.560
11 -	1:42.920 (2)	0.006	94.16	16:54:27.480
12 -	1:47.693 P	4.779	89.99	16:56:15.173
13 -	2:59.374	1:16.460	54.02	16:59:14.547
14 -	1:43.090 (3)	0.176	94.00	17:00:57.637
15 -	1:44.994	2.080	92.30	17:02:42.631
16 -	1:43.705	0.791	93.45	17:04:26.336
17 -	1:43.273	0.359	93.84	17:06:09.609
18 -	1:45.300	2.386	92.03	17:07:54.909
19 -	1:42.914 (1)		94.16	17:09:37.823
20 -	1:43.561	0.647	93.58	17:11:21.384
21 -	1:43.283	0.369	93.83	17:13:04.667
22 -	1:44.007	1.093	93.17	17:14:48.674
23 -	1:44.309	1.395	92.90	17:16:32.983

P18 57 Brian MURPHY				
LAP	LAP TIME	DIFF	MPH	TIME OF DAY
1 -	1:48.933	8.469	88.96	16:36:53.845
2 -	1:42.635	2.171	94.42	16:38:36.480
3 -	1:42.601	2.137	94.45	16:40:19.081
4 -	1:41.570	1.106	95.41	16:42:00.651
5 -	1:41.303	0.839	95.66	16:43:41.954
6 -	1:41.362	0.898	95.61	16:45:23.316
7 -	1:41.201	0.737	95.76	16:47:04.517
8 -	1:41.192	0.728	95.77	16:48:45.709
9 -	1:42.204	1.740	94.82	16:50:27.913
10 -	1:42.303	1.839	94.73	16:52:10.216
11 -	1:54.383	13.919	84.72	16:54:04.599
12 -	1:41.558	1.094	95.42	16:55:46.157
13 -	1:41.470	1.006	95.50	16:57:27.627
14 -	1:45.158 P	4.694	92.15	16:59:12.785
15 -	2:49.634	1:09.170	57.13	17:02:02.419
16 -	1:40.539 (2)	0.075	96.39	17:03:42.958
17 -	1:41.439	0.975	95.53	17:05:24.397
18 -	1:40.836 (3)	0.372	96.10	17:07:05.233
19 -	1:40.464 (1)		96.46	17:08:45.697
20 -	1:40.980	0.516	95.97	17:10:26.677
21 -	1:41.728	1.264	95.26	17:12:08.405
22 -	1:42.308	1.844	94.72	17:13:50.713
23 -	1:41.876	1.412	95.12	17:15:32.589
24 -	2:23.527 P	43.063	67.52	17:17:56.116

P19 66 Brian CAUDWELL				
LAP	LAP TIME	DIFF	MPH	TIME OF DAY
1 -	1:46.521	6.619	90.97	16:36:51.433
2 -	1:42.965	3.063	94.12	16:38:34.398
3 -	1:39.902 (1)		97.00	16:40:14.300
4 -	1:39.972 (2)	0.070	96.94	16:41:54.272
5 -	1:40.348	0.446	96.57	16:43:34.620
6 -	1:40.979	1.077	95.97	16:45:15.599
7 -	1:40.106	0.204	96.81	16:46:55.705
8 -	1:40.598	0.696	96.33	16:48:36.303
9 -	1:41.140	1.238	95.82	16:50:17.443
10 -	1:41.117	1.215	95.84	16:51:58.560
11 -	1:40.306	0.404	96.61	16:53:38.866
12 -	1:40.236	0.334	96.68	16:55:19.102
13 -	1:43.917 P	4.015	93.26	16:57:03.019
14 -	2:39.739	59.837	60.66	16:59:42.758
15 -	1:40.243	0.341	96.67	17:01:23.001
16 -	1:40.123	0.221	96.79	17:03:03.124

Weather / Track : Sunny / Dry

Oulton Park International
Circuit Length = 2.6920 miles
Start: 16:35 Flag 17:15 End: 17:18

MSVR Club Car Championships - Oulton Park International - 30th June 2018

Radical Challenge Championship

RACE 9 - LAP ANALYSIS

DIFF = Difference To Personal Best Lap

17 -	1:40.153	0.251	96.76	17:04:43.277
18 -	1:40.067 (3)	0.165	96.84	17:06:23.344
19 -	1:40.977	1.075	95.97	17:08:04.321
20 -	1:40.608	0.706	96.32	17:09:44.929
21 -	1:40.408	0.506	96.51	17:11:25.337
22 -	1:40.563	0.661	96.37	17:13:05.900

MSVR Club Car Championships - Oulton Park International - 30th June 2018

Radical Challenge Championship

RACE 9 - PIT STOP ANALYSIS

P1 4 Dominik JACKSON				
STOP	IN TIME	STOP TIME	TOTAL TIME	OUT TIME
1 -	16:55:01.610	1:01.263	1:01.263	16:56:02.873

P2 26 Kristian JEFFREY				
STOP	IN TIME	STOP TIME	TOTAL TIME	OUT TIME
1 -	16:58:30.692	1:00.947	1:00.947	16:59:31.639

P3 5 Jerome DE SADELEER				
STOP	IN TIME	STOP TIME	TOTAL TIME	OUT TIME
1 -	16:58:35.398	1:04.846	1:04.846	16:59:40.244

P4 20 Mark CRADER				
STOP	IN TIME	STOP TIME	TOTAL TIME	OUT TIME
1 -	16:58:46.854	1:01.540	1:01.540	16:59:48.394

P5 28 Elliot GOODMAN				
STOP	IN TIME	STOP TIME	TOTAL TIME	OUT TIME
1 -	16:55:27.827	1:06.835	1:06.835	16:56:34.662

P6 2 Steve BURGESS				
STOP	IN TIME	STOP TIME	TOTAL TIME	OUT TIME
1 -	16:56:54.367	1:22.036	1:22.036	16:58:16.403

P7 14 John MACLEOD				
STOP	IN TIME	STOP TIME	TOTAL TIME	OUT TIME
1 -	16:57:15.178	1:02.768	1:02.768	16:58:17.946

P8 52 Mark RICHARDS				
STOP	IN TIME	STOP TIME	TOTAL TIME	OUT TIME
1 -	16:57:13.759	1:16.449	1:16.449	16:58:30.208

P9 64 Mark HIGNETT				
STOP	IN TIME	STOP TIME	TOTAL TIME	OUT TIME
1 -	16:57:30.697	1:00.009	1:00.009	16:58:30.706

P10 10 John CAUDWELL				
STOP	IN TIME	STOP TIME	TOTAL TIME	OUT TIME
1 -	16:59:07.320	1:00.592	1:00.592	17:00:07.912

P11 8 Spencer BOURNE				
STOP	IN TIME	STOP TIME	TOTAL TIME	OUT TIME
1 -	16:59:16.800	1:01.167	1:01.167	17:00:17.967

P12 80 TYLER / GLADDIS				
STOP	IN TIME	STOP TIME	TOTAL TIME	OUT TIME
1 -	16:55:34.520	1:21.916	1:21.916	16:56:56.436

P13 31 Rod GOODMAN				
STOP	IN TIME	STOP TIME	TOTAL TIME	OUT TIME
1 -	16:57:34.720	1:07.589	1:07.589	16:58:42.309

P14 6 Barry LIVERSIDGE				
STOP	IN TIME	STOP TIME	TOTAL TIME	OUT TIME
1 -	16:57:31.424	1:02.462	1:02.462	16:58:33.886

P15 24 P.BROOKES / M.BROOKES				
STOP	IN TIME	STOP TIME	TOTAL TIME	OUT TIME
1 -	16:56:03.426	1:17.434	1:17.434	16:57:20.860

P16 63 Jim BOOTH				
STOP	IN TIME	STOP TIME	TOTAL TIME	OUT TIME
1 -	16:56:11.046	1:17.916	1:17.916	16:57:28.962

P17 94 Oli MARATEOTTO JR				
STOP	IN TIME	STOP TIME	TOTAL TIME	OUT TIME
1 -	16:56:15.173	1:16.479	1:16.479	16:57:31.652

P18 57 Brian MURPHY				
STOP	IN TIME	STOP TIME	TOTAL TIME	OUT TIME
1 -	16:59:12.785	1:09.772	1:09.772	17:00:22.557
2 -	17:17:56.116			

P19 66 Brian CAUDWELL				
STOP	IN TIME	STOP TIME	TOTAL TIME	OUT TIME
1 -	16:57:03.019	1:00.278	1:00.278	16:58:03.297