



Radical SR1 Cup

Oulton Park International Circuit

31st March 2018



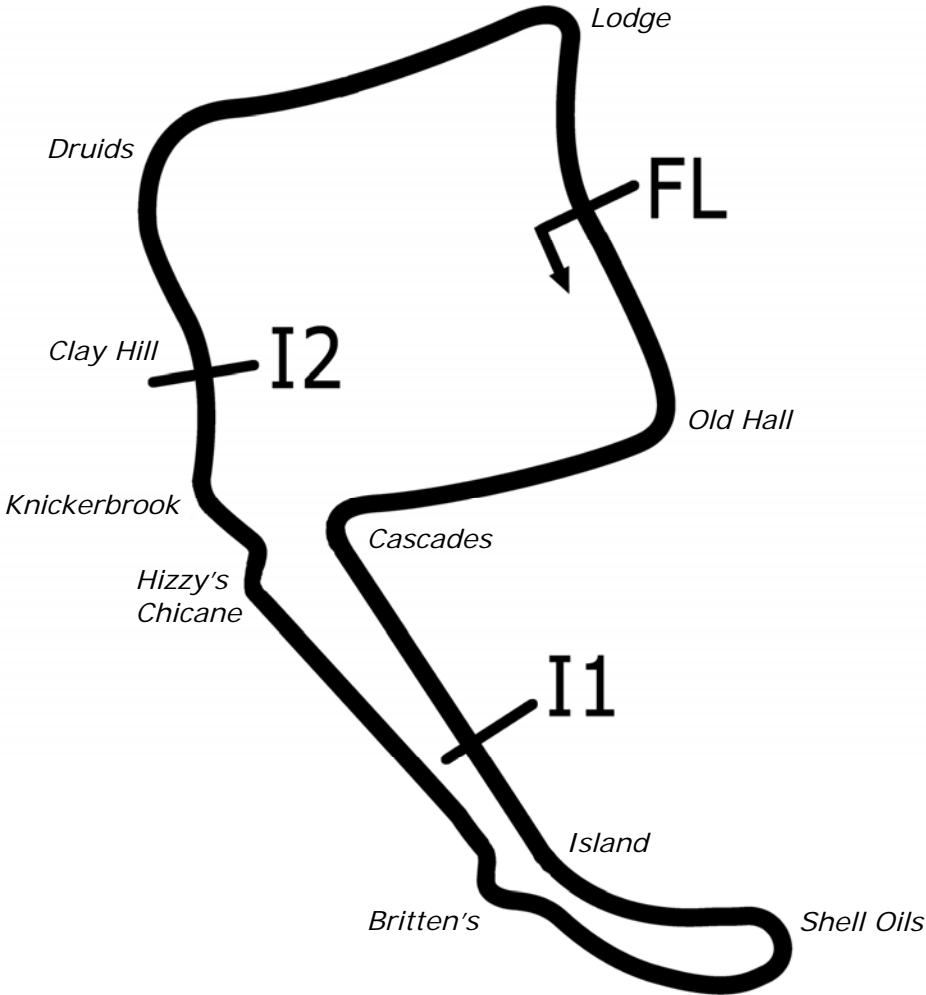
Results Provided by Timing Solutions Ltd
www.tsl-timing.com

Oulton Park International

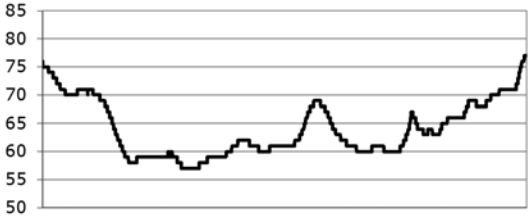


SPORTS TIMING

TIMING SOLUTIONS LTD



Circuit Altitude (m)



Length	2.6920 miles	4332.4 m	
FL		53.17997 N	2.61294 W
I1	1163m	53.17248 N	2.61631 W
I2	3066m	53.17830 N	2.62040 W
Pit Entry	4314m	53.18011 N	2.61306 W
Pit Exit	180m after FL	53.17836 N	2.61232 W
Pit Entry–Pit Exit 199m, 11.9s @60kph, 8.9s @80kph			

All results available at www.tsl-timing.com

Radical SR1 Cup

QUALIFYING - CLASSIFICATION

POS	NO	CL	PIC NAME	ENTRY	TIME	ON	LAPS	GAP	DIFF	MPH
1	79*		1 Ryan HARPER-ELLAM	SR1 Gen 2	1:43.672	5	9			93.48
2	22		2 James PINKERTON	SR1 Gen 1	1:44.717	9	9	1.045	1.045	92.54
3	21		3 Will HUNT	SR1 Gen 2	1:46.008	5	10	2.336	1.291	91.42
4	11		4 Chris SHORT	SR1 Gen 2	1:48.495	9	9	4.823	2.487	89.32
5	18		5 Mark WILLIAMS	SR1 Gen 2	1:51.652	9	9	7.980	3.157	86.79
6	24	Fangio	1 Paul CLARK	SR1 Gen 2	1:52.336	9	10	8.664	0.684	86.27
7	95	Fangio	2 David TAGG	SR1 Gen 2	1:53.715	9	9	10.043	1.379	85.22
8	5	Fangio	3 Peter DEVLIN	SR1 Gen 1	1:55.694	9	9	12.022	1.979	83.76
9	17		6 Gavin MCALPINE	SR1 Gen 2	1:56.668	4	6	12.996	0.974	83.06

Car 79 – Lap time disallowed for exceeding track limits

Weather / Track : Cloudy / Drying

These results are provisional until the conclusion of any judicial and technical matters.

Oulton Park International
Circuit Length = 2.6920 miles
Start: 10:40 Flag 11:00 End: 11:02

Clerk Of Course :		Timekeeper :
-------------------	--	--------------

Radical SR1 Cup

QUALIFYING - 2ND FASTEST CLASSIFICATION

POS	NO	CL	PIC NAME	ENTRY	TIME	ON	LAPS	GAP	DIFF	MPH
1	79*		Ryan HARPER-ELLAM	SR1 Gen 2	1:44.409	6	9			92.82
2	22		James PINKERTON	SR1 Gen 1	1:45.833	7	9	1.424	1.424	91.57
3	21		Will HUNT	SR1 Gen 2	1:46.242	4	10	1.833	0.409	91.21
4	11		Chris SHORT	SR1 Gen 2	1:49.382	5	9	4.973	3.140	88.60
5	24	Fangio	Paul CLARK	SR1 Gen 2	1:52.582	6	10	8.173	3.200	86.08
6	18		Mark WILLIAMS	SR1 Gen 2	1:52.881	8	9	8.472	0.299	85.85
7	95	Fangio	David TAGG	SR1 Gen 2	1:55.715	6	9	11.306	2.834	83.75
8	17		Gavin MCALPINE	SR1 Gen 2	1:56.986	5	6	12.577	1.271	82.84
9	5	Fangio	Peter DEVLIN	SR1 Gen 1	1:58.747	7	9	14.338	1.761	81.61

Car 79 – Lap time disallowed for exceeding track limits

Weather / Track : Cloudy / Drying

These results are provisional until the conclusion of any judicial and technical matters.

Oulton Park International
Circuit Length = 2.6920 miles
Start: 10:40 Flag 11:00 End: 11:02

Clerk Of Course :

Timekeeper :

Radical SR1 Cup

QUALIFYING - BEST SPEEDS

POS	INTERMEDIATE 1			INTERMEDIATE 2			FINISH LINE		
	NO	NAME	MPH	NO	NAME	MPH	NO	NAME	MPH
1	79	HARPER-ELLAM	119.8	22	PINKERTON	105.0	22	PINKERTON	112.4
2	22	PINKERTON	118.9	95	TAGG	104.2	95	TAGG	112.4
3	21	HUNT	118.1	79	HARPER-ELLAM	104.0	79	HARPER-ELLAM	111.4
4	24	CLARK	118.1	21	HUNT	104.0	24	CLARK	111.2
5	11	SHORT	117.7	24	CLARK	103.5	17	MCALPINE	110.7
6	95	TAGG	117.7	17	MCALPINE	103.4	11	SHORT	110.5
7	18	WILLIAMS	116.5	11	SHORT	102.7	21	HUNT	110.3
8	17	MCALPINE	114.9	18	WILLIAMS	102.4	18	WILLIAMS	110.1
9	5	DEVLIN	113.9	5	DEVLIN	101.3	5	DEVLIN	109.1

Weather / Track : Cloudy / Drying

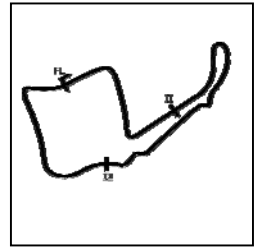
Results can be found at www.tsl-timing.com

Oulton Park International
Circuit Length = 2.6920 miles
Start: 10:40 Flag 11:00 End: 11:02

Printed - 11:06 Saturday, 31 March 2018

Radical SR1 Cup

QUALIFYING - SECTOR ANALYSIS



SECTOR 1 = FL to I1, SECTOR 2 = I1 to I2, SECTOR 3 = I2 to FL, DIFF = Difference To Personal Best Lap, P = Crossed Finish Line in Pit Lane, D = Time Disallowed

P1 79		Ryan HARPER-ELLAM					SR1 Gen 2			
IDEAL LAP TIME : 1:43.318		BEST LAP TIME : 1:43.672			DIFFERENCE : 0.354					
LAP	SECTOR 1		SECTOR 2		SECTOR 3		LAP TIME	MPH	DIFF	TIME OF DAY
1 -	33.639	76.7	1:08.800	59.8	39.896	110.3	2:22.335	68.08	38.663	10:45:29.760
2 -	27.195	116.5	1:00.011	101.6	37.305	110.0	2:04.511	77.83	20.839	10:47:34.271
3 -	26.386	117.1	54.034	91.8	32.324	111.2	1:52.744	85.95	9.072	10:49:27.015
4 -	26.349	118.3	50.083	103.7	28.856	111.1	1:45.288 (3)	92.04	1.616	10:51:12.303
5 -	25.708	118.9	49.469	104.0	28.495	111.2	1:43.672 (1)	93.48		10:52:55.975
6 -	25.359	118.9	50.177	103.8	28.873	110.7	1:44.409 (2)	92.82	0.737	10:54:40.384
7 -	25.375	119.8	49.481	103.8	28.490	111.4	1:43.346 D	93.77		10:56:23.730
8 -	29.389	94.7	1:00.517	85.5	35.515	111.4	2:05.421	77.27	21.749	10:58:29.151
9 -	27.946	110.7	54.828	101.2	IN PIT		1:58.932 P	81.48	15.260	11:00:28.083

P2 22		James PINKERTON					SR1 Gen 1			
IDEAL LAP TIME : 1:44.651		BEST LAP TIME : 1:44.717			DIFFERENCE : 0.066					
LAP	SECTOR 1		SECTOR 2		SECTOR 3		LAP TIME	MPH	DIFF	TIME OF DAY
1 -	27.744	117.3	54.959	91.4	32.725	111.2	1:55.428	83.95	10.711	10:44:37.425
2 -	26.767	117.7	51.826	103.5	29.457	111.4	1:48.050	89.69	3.333	10:46:25.475
3 -	26.328	118.9	50.624	104.2	29.947	107.5	1:46.899	90.65	2.182	10:48:12.374
4 -	26.364	118.5	51.077	103.2	IN PIT		1:51.578 P	86.85	6.861	10:50:03.952
5 -	OUTLAP	118.1	52.424	104.6	29.343	111.6	3:17.144	49.15	1:32.427	10:53:21.096
6 -	26.803	117.1	50.991	104.2	28.834	112.4	1:46.628	90.88	1.911	10:55:07.724
7 -	26.005	118.7	50.710	104.5	29.118	111.2	1:45.833 (2)	91.57	1.116	10:56:53.557
8 -	25.805	118.5	51.154	99.5	29.170	111.6	1:46.129 (3)	91.31	1.412	10:58:39.686
9 -	25.871	117.9	50.282	105.0	28.564	111.8	1:44.717 (1)	92.54		11:00:24.403

P3 21		Will HUNT					SR1 Gen 2			
IDEAL LAP TIME : 1:45.900		BEST LAP TIME : 1:46.008			DIFFERENCE : 0.108					
LAP	SECTOR 1		SECTOR 2		SECTOR 3		LAP TIME	MPH	DIFF	TIME OF DAY
1 -	28.626	114.1	54.515	101.2	30.549	107.5	1:53.690	85.24	7.682	10:44:51.236
2 -	26.928	114.9	52.135	101.0	30.227	110.3	1:49.290	88.67	3.282	10:46:40.526
3 -	28.558	116.3	51.272	103.0	29.427	109.4	1:49.257	88.70	3.249	10:48:29.783
4 -	26.152	116.7	50.657	103.2	29.433	109.4	1:46.242 (2)	91.21	0.234	10:50:16.025
5 -	25.968	116.3	50.505	103.0	29.535	106.5	1:46.008 (1)	91.42		10:52:02.033
6 -	26.166	116.3	51.540	102.7	29.996	109.2	1:47.702	89.98	1.694	10:53:49.735
7 -	26.748	115.5	51.520	103.0	29.671	109.4	1:47.939	89.78	1.931	10:55:37.674
8 -	26.012	118.1	53.174	103.0	30.301	108.0	1:49.487	88.51	3.479	10:57:27.161
9 -	26.547	117.3	57.862	103.4	32.131	106.8	1:56.540	83.15	10.532	10:59:23.701
10 -	25.998	117.7	50.831	104.0	29.521	108.4	1:46.350 (3)	91.12	0.342	11:01:10.051

P4 11		Chris SHORT					SR1 Gen 2			
IDEAL LAP TIME : 1:48.495		BEST LAP TIME : 1:48.495			DIFFERENCE : 0.000					
LAP	SECTOR 1		SECTOR 2		SECTOR 3		LAP TIME	MPH	DIFF	TIME OF DAY
1 -	31.135	106.3	58.800	96.5	34.047	107.8	2:03.982	78.16	15.487	10:45:03.247
2 -	27.889	116.7	54.141	101.5	31.132	109.8	1:53.162	85.64	4.667	10:46:56.409
3 -	27.289	116.3	53.257	101.9	30.526	109.8	1:51.072	87.25	2.577	10:48:47.481
4 -	28.022	111.4	55.609	102.4	31.088	109.8	1:54.719	84.47	6.224	10:50:42.200
5 -	27.037	117.5	52.099	102.7	30.246	110.0	1:49.382 (2)	88.60	0.887	10:52:31.582
6 -	26.597	117.1	52.279	102.7	30.969	110.5	1:49.845 (3)	88.22	1.350	10:54:21.427
7 -	27.162	117.5	1:57.990	99.2	32.326	109.6	2:57.478	54.60	1:08.983	10:57:18.905
8 -	27.301	115.9	54.452	102.2	30.557	108.5	1:52.310	86.29	3.815	10:59:11.215
9 -	26.547	117.7	51.949	101.8	29.999	109.2	1:48.495 (1)	89.32		11:00:59.710

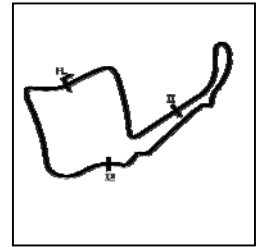
P5 18		Mark WILLIAMS					SR1 Gen 2			
IDEAL LAP TIME : 1:51.618		BEST LAP TIME : 1:51.652			DIFFERENCE : 0.034					
LAP	SECTOR 1		SECTOR 2		SECTOR 3		LAP TIME	MPH	DIFF	TIME OF DAY
1 -	34.182	98.3	1:06.022	91.1	40.307	98.6	2:20.511	68.97	28.859	10:45:21.660
2 -	31.325	110.0	1:01.655	93.3	34.516	106.1	2:07.496	76.01	15.844	10:47:29.156
3 -	30.457	113.1	58.268	100.9	36.749	108.9	2:05.474	77.23	13.822	10:49:34.630

Weather / Track : Cloudy / Drying

Oulton Park International
Circuit Length = 2.6920 miles
Start: 10:40 Flag 11:00 End: 11:02

Radical SR1 Cup

QUALIFYING - SECTOR ANALYSIS



SECTOR 1 = FL to I1, SECTOR 2 = I1 to I2, SECTOR 3 = I2 to FL, DIFF = Difference To Personal Best Lap, P = Crossed Finish Line in Pit Lane, D = Time Disallowed

4 -	28.716	114.1	55.541	101.6	31.489	109.8	1:55.746	83.72	4.094	10:51:30.376
5 -	28.356	115.5	57.065	101.6	31.768	109.1	1:57.189	82.69	5.537	10:53:27.565
6 -	28.369	114.3	54.183	101.9	30.998	110.1	1:53.550 (3)	85.34	1.898	10:55:21.115
7 -	28.037	116.3	59.355	102.2	35.436	108.7	2:02.828	78.90	11.176	10:57:23.943
8 -	27.648	116.5	54.046	102.2	31.187	109.6	1:52.881 (2)	85.85	1.229	10:59:16.824
9 -	27.682	115.1	53.602	102.4	30.368	109.8	1:51.652 (1)	86.79		11:01:08.476

P6	24 Fangio	Paul CLARK				SR1 Gen 2				
IDEAL LAP TIME : 1:51.674		BEST LAP TIME : 1:52.336			DIFFERENCE : 0.662					
LAP	SECTOR 1		SECTOR 2		SECTOR 3		LAP TIME	MPH	DIFF	TIME OF DAY

1 -	31.841	107.2	1:00.144	92.0	33.266	109.6	2:05.251	77.37	12.915	10:44:40.380
2 -	30.098	102.6	57.188	98.8	32.397	110.9	1:59.683	80.97	7.347	10:46:40.063
3 -	30.286	114.9	55.677	99.1	32.016	109.8	1:57.979	82.14	5.643	10:48:38.042
4 -	28.708	115.7	54.734	99.5	32.552	110.5	1:55.994	83.55	3.658	10:50:34.036
5 -	28.221	117.1	54.097	100.0	32.039	111.2	1:54.357 (3)	84.74	2.021	10:52:28.393
6 -	27.818	117.5	53.455	102.7	31.309	110.9	1:52.582 (2)	86.08	0.246	10:54:20.975
7 -	29.499	116.9	56.892	98.9	32.865	110.9	1:59.256	81.26	6.920	10:56:20.231
8 -	27.776	117.7	55.709	99.5	31.993	110.9	1:55.478	83.92	3.142	10:58:15.709
9 -	27.722	117.3	53.458	103.5	31.156	110.9	1:52.336 (1)	86.27		11:00:08.045
10 -	27.514	118.1	53.004	100.7	36.530	110.7	1:57.048	82.79	4.712	11:02:05.093

P7	95 Fangio	David TAGG				SR1 Gen 2				
IDEAL LAP TIME : 1:53.606		BEST LAP TIME : 1:53.715			DIFFERENCE : 0.109					
LAP	SECTOR 1		SECTOR 2		SECTOR 3		LAP TIME	MPH	DIFF	TIME OF DAY

1 -	34.864	88.1	1:06.623	88.5	36.816	102.7	2:18.303	70.07	24.588	10:45:16.887
2 -	30.771	107.0	1:01.409	93.3	34.555	108.0	2:06.735	76.46	13.020	10:47:23.622
3 -	30.301	111.2	1:00.521	90.6	34.631	109.4	2:05.453	77.25	11.738	10:49:29.075
4 -	29.684	110.5	57.328	98.9	32.761	111.2	1:59.773	80.91	6.058	10:51:28.848
5 -	29.226	113.7	59.204	103.0	32.491	112.4	2:00.921	80.14	7.206	10:53:29.769
6 -	28.501	115.3	55.433	103.8	31.781	112.4	1:55.715 (2)	83.75	2.000	10:55:25.484
7 -	27.948	116.5	56.607	104.0	34.139	109.4	1:58.694 (3)	81.64	4.979	10:57:24.178
8 -	28.267	117.7	58.785	102.7	33.009	109.1	2:00.061	80.71	6.346	10:59:24.239
9 -	28.057	117.7	54.619	104.2	31.039	111.8	1:53.715 (1)	85.22		11:01:17.954

P8	5 Fangio	Peter DEVLIN				SR1 Gen 1				
IDEAL LAP TIME : 1:55.694		BEST LAP TIME : 1:55.694			DIFFERENCE : 0.000					
LAP	SECTOR 1		SECTOR 2		SECTOR 3		LAP TIME	MPH	DIFF	TIME OF DAY

1 -	32.080	107.3	1:02.798	92.4	35.086	107.3	2:09.964	74.56	14.270	10:44:39.600
2 -	30.125	110.7	1:01.172	91.9	34.043	109.1	2:05.340	77.32	9.646	10:46:44.940
3 -	29.605	111.4	58.655	96.9	33.254	107.8	2:01.514	79.75	5.820	10:48:46.454
4 -	28.924	111.4	59.120	96.8	32.582	108.9	2:00.626	80.34	4.932	10:50:47.080
5 -	28.705	111.8	57.822	97.9	33.351	107.8	1:59.878	80.84	4.184	10:52:46.958
6 -	28.997	111.8	57.183	98.1	32.737	108.0	1:58.917	81.49	3.223	10:54:45.875
7 -	28.456	113.3	57.886	100.0	32.405	108.4	1:58.747 (2)	81.61	3.053	10:56:44.622
8 -	28.128	113.9	57.988	80.1	32.748	108.7	1:58.864 (3)	81.53	3.170	10:58:43.486
9 -	27.959	112.2	55.404	101.3	32.331	108.2	1:55.694 (1)	83.76		11:00:39.180

P9	17	Gavin MCALPINE				SR1 Gen 2				
IDEAL LAP TIME : 1:55.242		BEST LAP TIME : 1:56.668			DIFFERENCE : 1.426					
LAP	SECTOR 1		SECTOR 2		SECTOR 3		LAP TIME	MPH	DIFF	TIME OF DAY

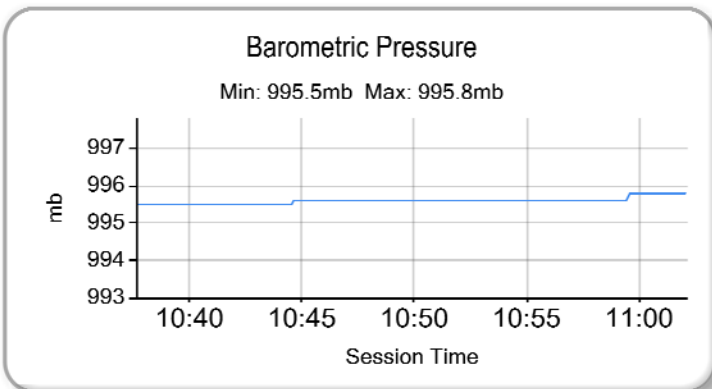
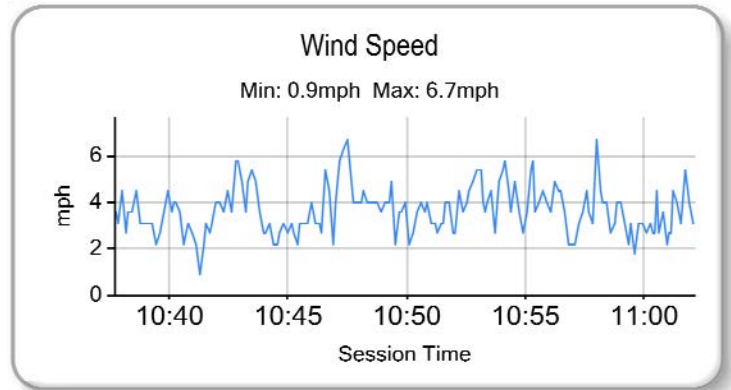
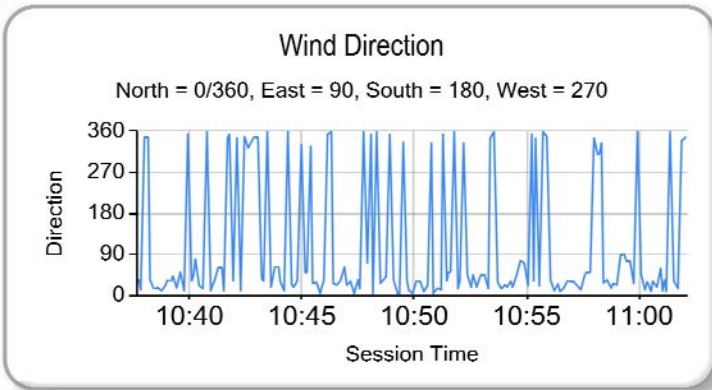
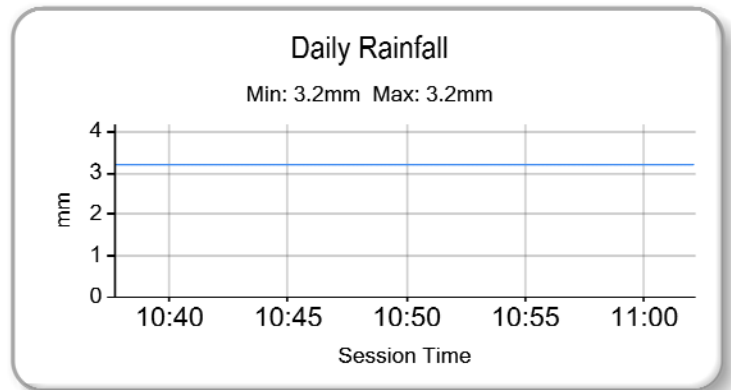
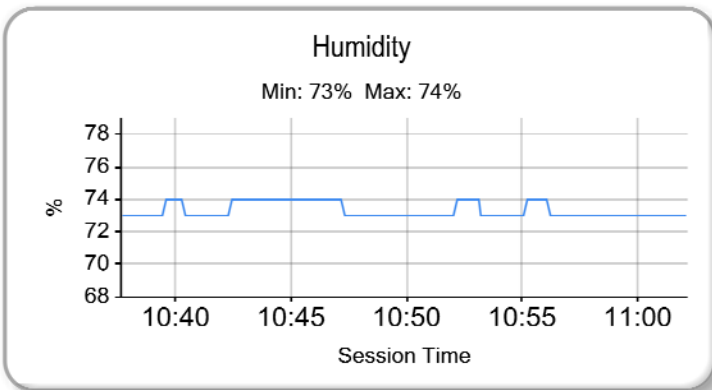
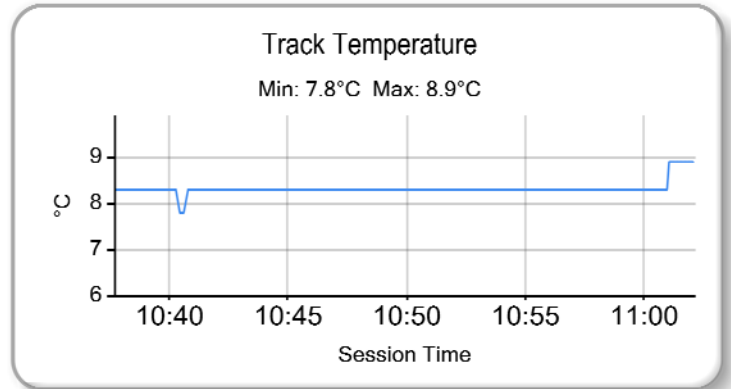
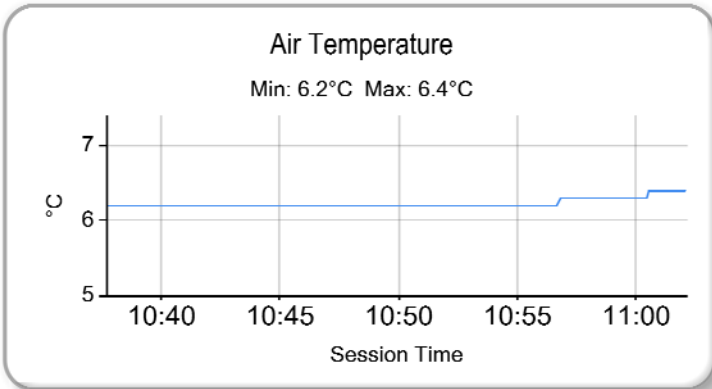
1 -	34.821	90.9	1:06.261	85.4	36.912	97.6	2:17.994	70.22	21.326	10:45:17.633
2 -	31.074	102.2	1:01.131	93.9	34.250	108.2	2:06.455	76.63	9.787	10:47:24.088
3 -	30.267	108.9	58.196	95.4	33.689	109.2	2:02.152	79.33	5.484	10:49:26.240
4 -	28.967	113.3	55.135	101.6	32.566	110.1	1:56.668 (1)	83.06		10:51:22.908
5 -	28.882	110.9	56.129	100.4	31.975	110.7	1:56.986 (2)	82.84	0.318	10:53:19.894
6 -	28.226	98.2	56.988	103.4	32.183	110.3	1:57.397 (3)	82.55	0.729	10:55:17.291

Weather / Track : Cloudy / Drying

Oulton Park International
Circuit Length = 2.6920 miles
Start: 10:40 Flag 11:00 End: 11:02

Radical SR1 Cup

QUALIFYING - WEATHER CONDITIONS



Weather / Track : Cloudy / Drying


Results can be found at www.tsl-timing.com

Oulton Park International
Circuit Length = 2.6920 miles
Start: 10:40 Flag 11:00 End: 11:02

Printed - 11:09 Saturday, 31 March 2018

Radical SR1 Cup

RACE 1 - GRID (20 minutes)

ROW 5	9	17	Gavin MCALPINE	1:56.668					
ROW 4		7	95	David TAGG	1:53.715	8	5	Peter DEVLIN	1:55.694
ROW 3	5	18	Mark WILLIAMS	1:51.652	6	24	Paul CLARK	1:52.336	
ROW 2		3	21	Will HUNT	1:46.008	4	11	Chris SHORT	1:48.495
ROW 1	1	79	Ryan HARPER-ELLAM	1:43.672	2	22	James PINKERTON	1:44.717	
Pole									
									

Oulton Park International
Circuit Length = 2.6920 miles


These results are provisional until the conclusion of any judicial and technical matters.

Clerk Of Course :

Timekeeper :

Radical SR1 Cup

RACE 2 - GRID (20 minutes)

ROW 5	9	5	1:58.747	Peter DEVLIN				
ROW 4	7	95	1:55.715	David TAGG	8	17	1:56.986	Gavin MCALPINE
ROW 3	5	24	1:52.582	Paul CLARK	6	18	1:52.881	Mark WILLIAMS
ROW 2	3	21	1:46.242	Will HUNT	4	11	1:49.382	Chris SHORT
ROW 1	1	79	1:44.409	Ryan HARPER-ELLAM	2	22	1:45.833	James PINKERTON
Pole								
								

Oulton Park International
Circuit Length = 2.6920 miles

These results are provisional until the conclusion of any judicial and technical matters.

Clerk Of Course :

Timekeeper :

Radical SR1 Cup - Race 1 - Round 1

EVENT RACE 2 - CLASSIFICATION

POS	NO	CL	PIC NAME	ENTRY	LAPS	TIME	GAP	DIFF	MPH	BEST	ON
1	22		1 James PINKERTON	SR1 Gen 1	12	21:08.143			91.70	1:43.898	8
2	21		2 Will HUNT (R)	SR1 Gen 2	12	21:44.281	36.138	36.138	89.16	1:44.370	7
3	11		3 Chris SHORT (R)	SR1 Gen 2	12	22:07.815	59.672	23.534	87.58	1:47.896	10
4	18		4 Mark WILLIAMS (R)	SR1 Gen 2	12	22:35.686	1:27.543	27.871	85.78	1:49.513	9
5	17		5 Gavin MCALPINE (R)	SR1 Gen 2	11	21:24.967	1 Lap	1 Lap	82.96	1:52.327	10
6	24	Fangio	1 Paul CLARK (R)	SR1 Gen 2	11	21:35.322	1 Lap		10.355	1:53.502	10
7	5	Fangio	2 Peter DEVLIN	SR1 Gen 1	11	21:37.095	1 Lap	1.773	82.18	1:53.338	10
8	95	Fangio	3 David TAGG	SR1 Gen 2	11	22:12.804	1 Lap	35.709	79.98	1:51.958	7

NOT CLASSIFIED

DNF 79 Ryan HARPER-ELLAM SR1 Gen 2 0

FASTEST LAP

22			James PINKERTON	SR1 Gen 1	8	1:43.898		93.27 mph	150.11 kph
95	Fangio		David TAGG	SR1 Gen 2	7	1:51.958		86.56 mph	139.30 kph

Weather / Track : Cloudy / Drying

These results are provisional until the conclusion of any judicial and technical matters.

Oulton Park International
 Circuit Length = 2.6920 miles
 Start: 13:31 Flag 13:52 End: 13:54

Clerk Of Course :		Timekeeper :
-------------------	--	--------------

Radical SR1 Cup - Race 1 - Round 1

EVENT RACE 2 - LAP CHART

LAP 1 @ 13:33:26.868			LAP 2 @ 13:35:12.285			LAP 3 @ 13:36:57.096			LAP 4 @ 13:38:41.487			LAP 5 @ 13:40:26.266		
NO	BEHIND	LAP TIME	NO	BEHIND	LAP TIME	NO	BEHIND	LAP TIME	NO	BEHIND	LAP TIME	NO	BEHIND	LAP TIME
22		1:52.645	22		1:45.417	22		1:44.811	22		1:44.391	22		1:44.779
21	3.257	1:55.902	21	5.688	1:47.848	21	7.302	1:46.425	21	9.243	1:46.332	21	10.177	1:45.713
11	9.080	2:01.725	11	16.125	1:52.462	11	22.569	1:51.255	11	27.790	1:49.612	11	32.859	1:49.848
18	11.210	2:03.855	18	19.964	1:54.171	18	28.724	1:53.571	18	38.338	1:54.005	18	46.181	1:52.622
17	16.861	2:09.506	17	30.085	1:58.641	17	43.100	1:57.826	17	55.650	1:56.941	17	1:07.744	1:56.873
24	19.455	2:12.100	24	36.955	2:02.917	24	49.408	1:57.264	24	1:00.250	1:55.233	24	1:10.950	1:55.479
95	19.664	2:12.309	5	38.142	2:02.391	5	50.787	1:57.456	5	1:01.673	1:55.277	95	1:11.694	1:54.105
5	21.168	2:13.813	95	39.197	2:04.950	95	51.450	1:57.064	95	1:02.368	1:55.309	5	1:13.362	1:56.468

Weather / Track : Cloudy / Drying

Results can be found at www.tsl-timing.com

Page 1 of 3

Oulton Park International
Circuit Length = 2.6920 miles
Start: 13:31 Flag 13:52 End: 13:54

Printed - 13:57 Saturday, 31 March 2018

Radical SR1 Cup - Race 1 - Round 1

EVENT RACE 2 - LAP CHART

LAP 6 @ 13:42:10.613			LAP 7 @ 13:43:55.023			LAP 8 @ 13:45:38.921			LAP 9 @ 13:47:26.096			LAP 10 @ 13:49:12.584		
NO	BEHIND	LAP TIME	NO	BEHIND	LAP TIME	NO	BEHIND	LAP TIME	NO	BEHIND	LAP TIME	NO	BEHIND	LAP TIME
22		1:44.347	22		1:44.410	22		1:43.898	22		1:47.175	22		1:46.488
21	10.568	1:44.738	21	10.528	1:44.370	21	33.502	2:06.872	24	1 Lap	1:57.440	17	1 Lap	1:55.674
11	37.148	1:48.636	11	40.996	1:48.258	11	47.548	1:50.450	5	1 Lap	1:56.718	24	1 Lap	1:54.875
18	53.353	1:51.519	18	59.978	1:51.035	18	1:09.480	1:53.400	21	33.118	1:46.791	5	1 Lap	1:55.492
17	1:17.449	1:54.052	17	1:26.919	1:53.880	95	1:38.264	1:53.162	11	48.458	1:48.085	95	1 Lap	2:24.981
95	1:21.452	1:54.105	95	1:29.000	1:51.958	17	1:39.731	1:56.710	18	1:11.818	1:49.513	21	33.271	1:46.641
24	1:23.515	1:56.912	24	1:35.197	1:56.092							11	49.866	1:47.896
5	1:24.978	1:55.963	5	1:36.447	1:55.879							18	1:16.021	1:50.691

Weather / Track : Cloudy / Drying

Results can be found at www.tsl-timing.com

Page 2 of 3

Oulton Park International
Circuit Length = 2.6920 miles
Start: 13:31 Flag 13:52 End: 13:54

Printed - 13:57 Saturday, 31 March 2018

Radical SR1 Cup - Race 1 - Round 1

EVENT RACE 2 - LAP CHART

LAP 11 @ 13:50:57.090			LAP 12 @ 13:52:42.366		
NO	BEHIND	LAP TIME	NO	BEHIND	LAP TIME
22		1:44.506	22		1:45.276
17	1 Lap	1:52.327	17	1 Lap	1:52.537
24	1 Lap	1:53.502	24	1 Lap	1:53.508
5	1 Lap	1:53.338	5	1 Lap	1:54.300
21	36.007	1:47.242	21	36.138	1:45.407
95	1 Lap	2:03.899	11	59.672	1:51.687
11	53.261	1:47.901	95	1 Lap	2:00.962
18	1:21.801	1:50.286	18	1:27.543	1:51.018

Weather / Track : Cloudy / Drying

Results can be found at www.tsl-timing.com

Page 3 of 3

Oulton Park International
Circuit Length = 2.6920 miles
Start: 13:31 Flag 13:52 End: 13:54

Printed - 13:57 Saturday, 31 March 2018

Radical SR1 Cup - Race 1 - Round 1

EVENT RACE 2 - BEST SECTORS

SECTOR 1			SECTOR 2			SECTOR 3			IDEAL / BEST COMPARISON						
POS	NO	NAME	TIME	NO	NAME	TIME	NO	NAME	TIME	POS	NO	NAME	IDEAL	BEST	DIFF
													PERFECT LAP	1:43.786	
1	22	PINKERTON	25.311	21	HUNT (R)	49.851	22	PINKERTON	28.624	1	22	PINKERTON	1:43.791	1:43.898	0.107
2	21	HUNT (R)	25.476	22	PINKERTON	49.856	21	HUNT (R)	29.043	2	21	HUNT (R)	1:44.370	1:44.370	0.000
3	11	SHORT (R)	26.521	11	SHORT (R)	51.405	11	SHORT (R)	29.672	3	11	SHORT (R)	1:47.598	1:47.896	0.298
4	18	WILLIAMS (R)	27.046	18	WILLIAMS (R)	52.241	18	WILLIAMS (R)	30.143	4	18	WILLIAMS (R)	1:49.430	1:49.513	0.083
5	95	TAGG	27.203	17	MCALPINE (R)	53.021	95	TAGG	30.328	5	95	TAGG	1:51.358	1:51.958	0.600
6	5	DEVLIN	27.378	95	TAGG	53.827	5	DEVLIN	31.022	6	17	MCALPINE (R)	1:51.986	1:52.327	0.341
7	24	CLARK (R)	27.835	24	CLARK (R)	54.229	17	MCALPINE (R)	31.056	7	24	CLARK (R)	1:53.143	1:53.502	0.359
8	17	MCALPINE (R)	27.909	5	DEVLIN	54.801	24	CLARK (R)	31.079	8	5	DEVLIN	1:53.201	1:53.338	0.137
9															

Weather / Track : Cloudy / Drying

Results can be found at www.tsl-timing.com

Oulton Park International
 Circuit Length = 2.6920 miles
 Start: 13:31 Flag 13:52 End: 13:54

Printed - 13:56 Saturday, 31 March 2018

Radical SR1 Cup - Race 1 - Round 1

EVENT RACE 2 - BEST SPEEDS

POS	INTERMEDIATE 1			INTERMEDIATE 2			FINISH LINE		
	NO	NAME	MPH	NO	NAME	MPH	NO	NAME	MPH
1	22	PINKERTON	120.6	22	PINKERTON	106.0	22	PINKERTON	112.4
2	21	HUNT (R)	119.8	21	HUNT (R)	104.3	95	TAGG	112.4
3	11	SHORT (R)	118.3	95	TAGG	104.2	5	DEVLIN	111.8
4	95	TAGG	118.1	5	DEVLIN	103.8	24	CLARK (R)	111.6
5	24	CLARK (R)	117.3	11	SHORT (R)	103.5	17	MCALPINE (R)	111.2
6	18	WILLIAMS (R)	116.9	17	MCALPINE (R)	103.4	21	HUNT (R)	111.1
7	17	MCALPINE (R)	116.9	18	WILLIAMS (R)	103.0	18	WILLIAMS (R)	110.7
8	5	DEVLIN	116.3	24	CLARK (R)	101.0	11	SHORT (R)	110.1
9	79	HARPER-ELLAM	62.4						

Weather / Track : Cloudy / Drying

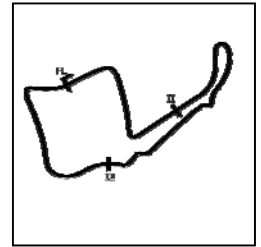
Results can be found at www.tsl-timing.com

Oulton Park International
Circuit Length = 2.6920 miles
Start: 13:31 Flag 13:52 End: 13:54

Printed - 13:57 Saturday, 31 March 2018

Radical SR1 Cup - Race 1 - Round 1

EVENT RACE 2 - SECTOR ANALYSIS



SECTOR 1 = FL to I1, SECTOR 2 = I1 to I2, SECTOR 3 = I2 to FL, DIFF = Difference To Personal Best Lap, P = Crossed Finish Line in Pit Lane, D = Time Disallowed

P1 22		James PINKERTON					SR1 Gen 1				
IDEAL LAP TIME : 1:43.791		BEST LAP TIME : 1:43.898					DIFFERENCE : 0.107				
LAP	SECTOR 1	SECTOR 2		SECTOR 3		LAP TIME	MPH	DIFF	TIME OF DAY		
1 -		116.3	50.987	104.3	29.122	110.7	1:52.645	86.03	8.747	13:33:26.868	
2 -	25.815	119.4	50.514	104.6	29.088	111.2	1:45.417	91.93	1.519	13:35:12.285	
3 -	25.700	119.4	50.313	105.0	28.798	111.6	1:44.811	92.46	0.913	13:36:57.096	
4 -	25.535	119.1	50.012	105.1	28.844	111.4	1:44.391 (3)	92.83	0.493	13:38:41.487	
5 -	25.872	119.6	50.145	105.3	28.762	111.1	1:44.779	92.49	0.881	13:40:26.266	
6 -	25.471	119.1	50.145	105.3	28.731	112.0	1:44.347 (2)	92.87	0.449	13:42:10.613	
7 -	25.311	120.4	50.066	105.0	29.033	112.2	1:44.410	92.81	0.512	13:43:55.023	
8 -	25.418	120.6	49.856	104.8	28.624	112.2	1:43.898 (1)	93.27		13:45:38.921	
9 -	25.998	119.1	50.400	105.6	30.777	112.0	1:47.175	90.42	3.277	13:47:26.096	
10 -	26.059	119.8	50.675	106.0	29.754	112.4	1:46.488	91.00	2.590	13:49:12.584	
11 -	25.724	119.8	49.990	105.3	28.792	111.4	1:44.506	92.73	0.608	13:50:57.090	
12 -	25.876	119.4	50.430	105.3	28.970	111.4	1:45.276	92.05	1.378	13:52:42.366	

P2 21		Will HUNT (R)					SR1 Gen 2				
IDEAL LAP TIME : 1:44.370		BEST LAP TIME : 1:44.370					DIFFERENCE : 0.000				
LAP	SECTOR 1	SECTOR 2		SECTOR 3		LAP TIME	MPH	DIFF	TIME OF DAY		
1 -		115.1	52.821	102.9	29.764	109.6	1:55.902	83.61	11.532	13:33:30.125	
2 -	26.604	115.7	51.487	103.7	29.757	108.9	1:47.848	89.86	3.478	13:35:17.973	
3 -	26.226	117.1	50.733	104.3	29.466	110.5	1:46.425	91.06	2.055	13:37:04.398	
4 -	25.846	117.9	50.972	104.0	29.514	108.7	1:46.332	91.14	1.962	13:38:50.730	
5 -	25.804	117.9	50.541	103.8	29.368	110.3	1:45.713	91.67	1.343	13:40:36.443	
6 -	25.704	117.7	49.921	104.2	29.113	111.1	1:44.738 (2)	92.52	0.368	13:42:21.181	
7 -	25.476	119.8	49.851	104.3	29.043	108.2	1:44.370 (1)	92.85		13:44:05.551	
8 -	43.530	79.5	53.461	102.6	29.881	107.3	2:06.872	76.38	22.502	13:46:12.423	
9 -	26.545	116.5	50.884	102.9	29.362	109.1	1:46.791	90.75	2.421	13:47:59.214	
10 -	26.112	117.3	50.887	103.8	29.642	109.6	1:46.641	90.87	2.271	13:49:45.855	
11 -	27.183	114.9	50.669	103.7	29.390	108.5	1:47.242	90.36	2.872	13:51:33.097	
12 -	25.882	118.7	50.290	104.2	29.235	110.1	1:45.407 (3)	91.94	1.037	13:53:18.504	

P3 11		Chris SHORT (R)					SR1 Gen 2				
IDEAL LAP TIME : 1:47.598		BEST LAP TIME : 1:47.896					DIFFERENCE : 0.298				
LAP	SECTOR 1	SECTOR 2		SECTOR 3		LAP TIME	MPH	DIFF	TIME OF DAY		
1 -		114.1	54.895	100.1	31.410	108.2	2:01.725	79.61	13.829	13:33:35.948	
2 -	27.447	116.3	54.080	101.8	30.935	108.5	1:52.462	86.17	4.566	13:35:28.410	
3 -	27.214	116.7	53.426	102.1	30.615	109.1	1:51.255	87.10	3.359	13:37:19.665	
4 -	26.802	117.3	52.666	102.2	30.144	109.1	1:49.612	88.41	1.716	13:39:09.277	
5 -	26.953	116.3	52.702	102.9	30.193	109.8	1:49.848	88.22	1.952	13:40:59.125	
6 -	26.784	116.5	51.996	103.2	29.856	110.1	1:48.636	89.20	0.740	13:42:47.761	
7 -	26.521	118.1	51.873	103.5	29.864	109.4	1:48.258	89.52	0.362	13:44:36.019	
8 -	26.674	118.3	53.505	102.4	30.271	109.4	1:50.450	87.74	2.554	13:46:26.469	
9 -	26.632	117.7	51.760	102.7	29.693	109.8	1:48.085 (3)	89.66	0.189	13:48:14.554	
10 -	26.693	117.9	51.405	103.4	29.798	109.6	1:47.896 (1)	89.82		13:50:02.450	
11 -	26.586	118.1	51.643	103.4	29.672	110.0	1:47.901 (2)	89.81	0.005	13:51:50.351	
12 -	27.237	117.3	54.365	102.4	30.085	109.4	1:51.687	86.77	3.791	13:53:42.038	

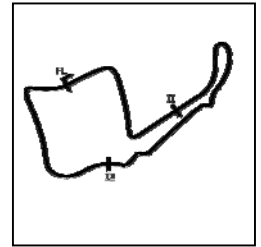
P4 18		Mark WILLIAMS (R)					SR1 Gen 2				
IDEAL LAP TIME : 1:49.430		BEST LAP TIME : 1:49.513					DIFFERENCE : 0.083				
LAP	SECTOR 1	SECTOR 2		SECTOR 3		LAP TIME	MPH	DIFF	TIME OF DAY		
1 -		112.9	55.893	100.7	30.987	108.9	2:03.855	78.24	14.342	13:33:38.078	
2 -	27.564	115.5	55.421	101.9	31.186	109.2	1:54.171	84.88	4.658	13:35:32.249	
3 -	28.012	115.5	54.140	102.1	31.419	109.2	1:53.571	85.33	4.058	13:37:25.820	
4 -	28.397	115.3	54.489	101.9	31.119	109.8	1:54.005	85.00	4.492	13:39:19.825	
5 -	27.558	115.9	54.323	102.9	30.741	109.6	1:52.622	86.05	3.109	13:41:12.447	
6 -	27.391	114.5	53.720	102.2	30.408	110.3	1:51.519	86.90	2.006	13:43:03.966	
7 -	27.046	116.7	53.003	102.7	30.986	110.1	1:51.035	87.28	1.522	13:44:55.001	
8 -	27.286	115.9	55.378	102.2	30.736	110.7	1:53.400	85.46	3.887	13:46:48.401	
9 -	27.129	116.9	52.241	102.6	30.143	110.5	1:49.513 (1)	88.49		13:48:37.914	

Weather / Track : Cloudy / Drying

Oulton Park International
Circuit Length = 2.6920 miles
Start: 13:31 Flag 13:52 End: 13:54

Radical SR1 Cup - Race 1 - Round 1

EVENT RACE 2 - SECTOR ANALYSIS



SECTOR 1 = FL to I1, SECTOR 2 = I1 to I2, SECTOR 3 = I2 to FL, DIFF = Difference To Personal Best Lap, P = Crossed Finish Line in Pit Lane, D = Time Disallowed

10 -	27.086	116.5	52.648	102.4	30.957	110.5	1:50.691	(3)	87.55	1.178	13:50:28.605
11 -	27.355	115.5	52.418	102.9	30.513	108.4	1:50.286	(2)	87.87	0.773	13:52:18.891
12 -	27.353	116.7	53.202	103.0	30.463	110.7	1:51.018		87.29	1.505	13:54:09.909

P5 17		Gavin MCALPINE (R)					SR1 Gen 2				
IDEAL LAP TIME : 1:51.986		BEST LAP TIME : 1:52.327					DIFFERENCE : 0.341				
LAP	SECTOR 1		SECTOR 2		SECTOR 3		LAP TIME	MPH	DIFF	TIME OF DAY	
1 -		105.5	57.884	97.8	33.549	108.7	2:09.506	74.83	17.179	13:33:43.729	
2 -	29.449	111.8	56.299	101.2	32.893	108.9	1:58.641	81.68	6.314	13:35:42.370	
3 -	28.659	112.9	56.589	99.5	32.578	110.3	1:57.826	82.25	5.499	13:37:40.196	
4 -	28.880	112.5	55.894	100.0	32.167	110.9	1:56.941	82.87	4.614	13:39:37.137	
5 -	28.563	114.3	56.063	100.6	32.247	110.3	1:56.873	82.92	4.546	13:41:34.010	
6 -	28.483	114.3	53.817	102.7	31.752	111.1	1:54.052	84.97	1.725	13:43:28.062	
7 -	28.041	114.7	54.356	102.9	31.483	111.1	1:53.880	(3)	85.10	1.553	13:45:21.942
8 -	28.544	113.5	55.923	98.3	32.243	110.5	1:56.710	83.03	4.383	13:47:18.652	
9 -	28.996	113.7	54.638	96.1	32.040	111.1	1:55.674	83.78	3.347	13:49:14.326	
10 -	27.909	116.9	53.021	103.4	31.397	110.1	1:52.327	(1)	86.27		13:51:06.653
11 -	28.028	115.9	53.453	102.9	31.056	111.2	1:52.537	(2)	86.11	0.210	13:52:59.190

P6 24 Fangio		Paul CLARK (R)					SR1 Gen 2				
IDEAL LAP TIME : 1:53.143		BEST LAP TIME : 1:53.502					DIFFERENCE : 0.359				
LAP	SECTOR 1		SECTOR 2		SECTOR 3		LAP TIME	MPH	DIFF	TIME OF DAY	
1 -		103.4	58.946	93.3	33.822	108.7	2:12.100	73.36	18.598	13:33:46.323	
2 -	30.328	115.1	59.622	97.1	32.967	109.1	2:02.917	78.84	9.415	13:35:49.240	
3 -	28.856	115.9	55.978	98.8	32.430	109.8	1:57.264	82.64	3.762	13:37:46.504	
4 -	28.498	117.1	55.133	100.1	31.602	110.3	1:55.233	84.10	1.731	13:39:41.737	
5 -	28.458	116.5	55.151	98.3	31.870	111.2	1:55.479	83.92	1.977	13:41:37.216	
6 -	28.464	108.2	56.555	101.0	31.893	111.2	1:56.912	82.89	3.410	13:43:34.128	
7 -	28.468	116.5	55.530	99.4	32.094	110.9	1:56.092	83.47	2.590	13:45:30.220	
8 -	28.520	116.5	55.414	96.4	33.506	111.6	1:57.440	82.52	3.938	13:47:27.660	
9 -	28.788	117.1	54.557	101.0	31.530	110.9	1:54.875	(3)	84.36	1.373	13:49:22.535
10 -	28.039	117.3	54.384	101.0	31.079	111.4	1:53.502	(1)	85.38		13:51:16.037
11 -	27.835	117.1	54.229	98.5	31.444	110.7	1:53.508	(2)	85.37	0.006	13:53:09.545

P7 5 Fangio		Peter DEVLIN					SR1 Gen 1				
IDEAL LAP TIME : 1:53.201		BEST LAP TIME : 1:53.338					DIFFERENCE : 0.137				
LAP	SECTOR 1		SECTOR 2		SECTOR 3		LAP TIME	MPH	DIFF	TIME OF DAY	
1 -		106.1	1:00.620	101.9	33.290	108.5	2:13.813	72.42	20.475	13:33:48.036	
2 -	29.103	111.6	1:00.806	100.3	32.482	109.1	2:02.391	79.18	9.053	13:35:50.427	
3 -	28.179	112.7	57.173	103.0	32.104	110.3	1:57.456	82.51	4.118	13:37:47.883	
4 -	27.868	116.1	55.973	103.4	31.436	109.2	1:55.277	(3)	84.06	1.939	13:39:43.160
5 -	28.102	115.7	56.554	100.6	31.812	109.2	1:56.468	83.21	3.130	13:41:39.628	
6 -	28.839	113.5	55.420	100.7	31.704	109.6	1:55.963	83.57	2.625	13:43:35.591	
7 -	27.694	115.1	56.110	102.9	32.075	108.4	1:55.879	83.63	2.541	13:45:31.470	
8 -	27.847	113.9	56.258	86.4	32.613	111.8	1:56.718	83.03	3.380	13:47:28.188	
9 -	28.985	114.1	55.485	102.7	31.022	108.9	1:55.492	83.91	2.154	13:49:23.680	
10 -	27.378	114.5	54.801	102.9	31.159	110.0	1:53.338	(1)	85.50		13:51:17.018
11 -	27.450	116.3	55.629	103.8	31.221	109.2	1:54.300	(2)	84.78	0.962	13:53:11.318

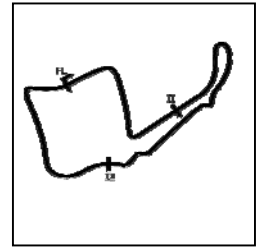
P8 95 Fangio		David TAGG					SR1 Gen 2				
IDEAL LAP TIME : 1:51.358		BEST LAP TIME : 1:51.958					DIFFERENCE : 0.600				
LAP	SECTOR 1		SECTOR 2		SECTOR 3		LAP TIME	MPH	DIFF	TIME OF DAY	
1 -		103.2	59.224	102.4	33.091	111.4	2:12.309	73.24	20.351	13:33:46.532	
2 -	28.761	115.1	1:03.273	103.4	32.916	110.1	2:04.950	77.56	12.992	13:35:51.482	
3 -	28.798	116.3	56.385	104.0	31.881	110.9	1:57.064	82.78	5.106	13:37:48.546	
4 -	27.982	117.7	55.793	103.5	31.534	110.5	1:55.309	84.04	3.351	13:39:43.855	
5 -	27.886	117.5	55.161	103.7	31.058	112.0	1:54.105	(3)	84.93	2.147	13:41:37.960
6 -	27.819	116.5	55.067	103.5	31.219	111.6	1:54.105	(3)	84.93	2.147	13:43:32.065
7 -	27.803	117.9	53.827	104.2	30.328	112.4	1:51.958	(1)	86.56		13:45:24.023
8 -	27.203	118.1	54.545	104.2	31.414	111.8	1:53.162	(2)	85.64	1.204	13:47:17.185

Weather / Track : Cloudy / Drying

Oulton Park International
Circuit Length = 2.6920 miles
Start: 13:31 Flag 13:52 End: 13:54

Radical SR1 Cup - Race 1 - Round 1

EVENT RACE 2 - SECTOR ANALYSIS

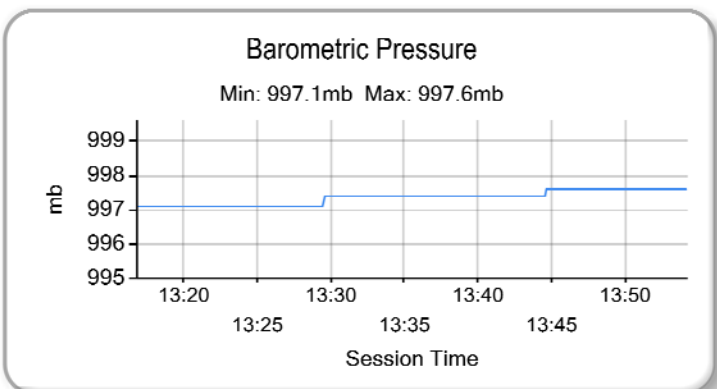
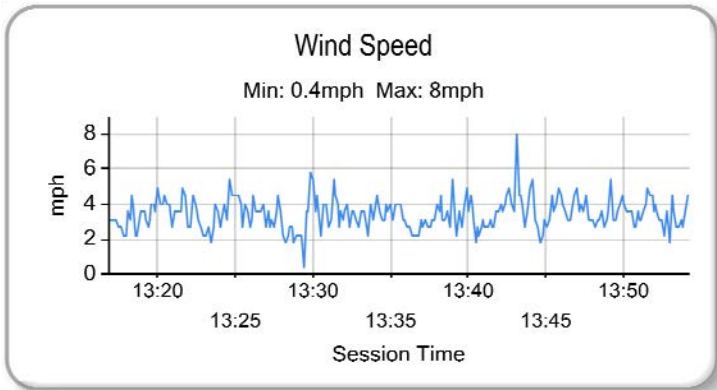
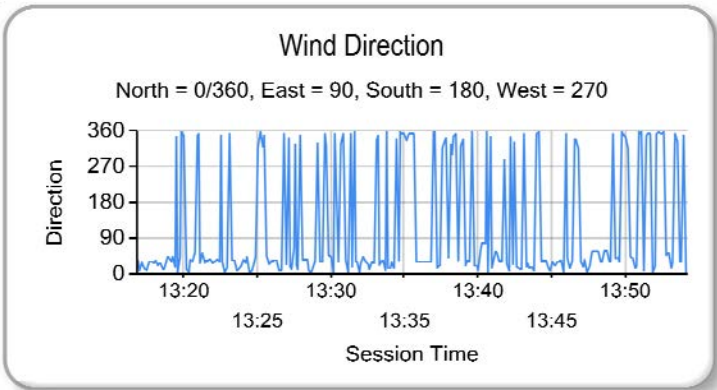
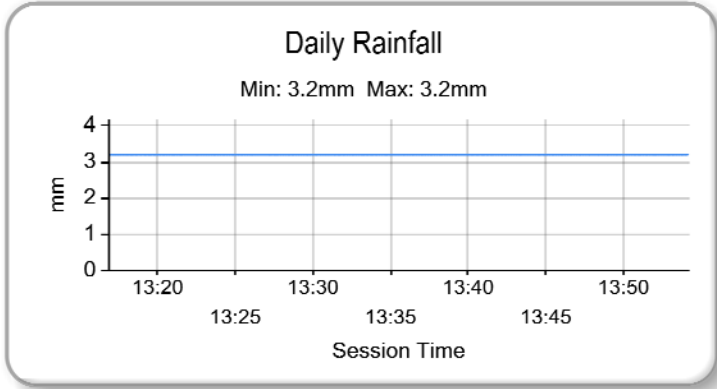
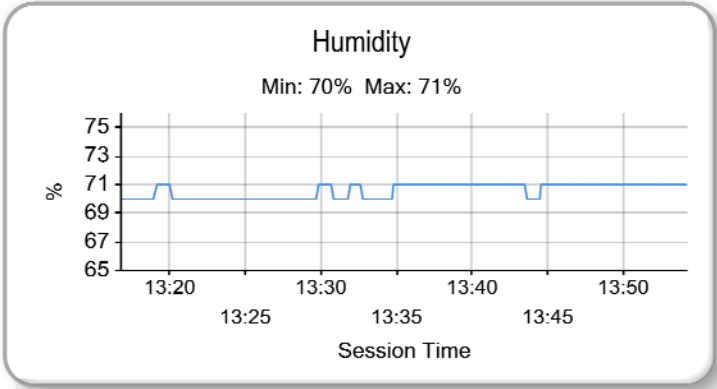
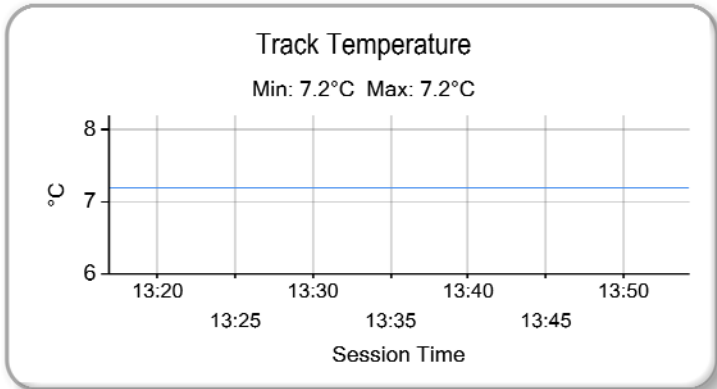
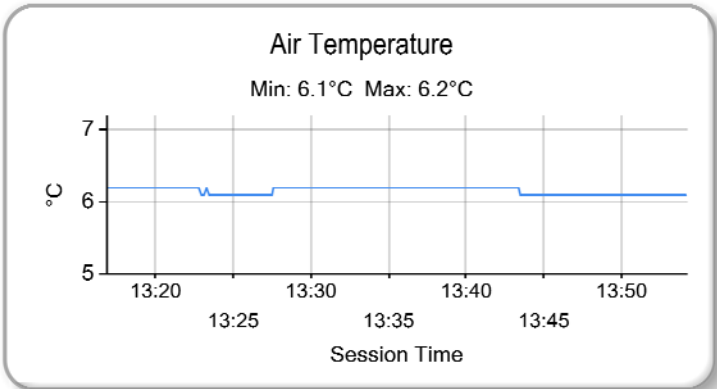


SECTOR 1 = FL to I1, SECTOR 2 = I1 to I2, SECTOR 3 = I2 to FL, DIFF = Difference To Personal Best Lap, P = Crossed Finish Line in Pit Lane, D = Time Disallowed

9 -	47.926	107.2	1:01.463	94.3	35.592	104.6	2:24.981	66.84	33.023	13:49:42.166
10 -	31.051	93.4	58.811	97.8	34.037	107.0	2:03.899	78.21	11.941	13:51:46.065
11 -	29.685	110.3	58.310	98.6	32.967	107.3	2:00.962	80.11	9.004	13:53:47.027

Radical SR1 Cup - Race 1 - Round 1

EVENT RACE 2 - WEATHER CONDITIONS



Weather / Track : Cloudy / Drying

Results can be found at www.tsl-timing.com

Oulton Park International
 Circuit Length = 2.6920 miles
 Start: 13:31 Flag 13:52 End: 13:54

Printed - 13:58 Saturday, 31 March 2018

Radical SR1 Cup - Race 2 - Round 2

EVENT RACE 6 - CLASSIFICATION

POS	NO	CL	PIC NAME	ENTRY	LAPS	TIME	GAP	DIFF	MPH	BEST	ON
1	22		1 James PINKERTON	SR1 Gen 1	12	21:20.380			90.82	1:43.913	4
2	79		2 Ryan HARPER-ELLAM	SR1 Gen 2	12	21:20.907	0.527	0.527	90.79	1:43.860	4
3	21		3 Will HUNT (R)	SR1 Gen 2	12	21:54.355	33.975	33.448	88.48	1:47.358	2
4	11		4 Chris SHORT (R)	SR1 Gen 2	12	22:25.957	1:05.577	31.602	86.40	1:48.024	4
5	17		5 Gavin MCALPINE (R)	SR1 Gen 2	11	21:30.955	1 Lap	1 Lap	82.57	1:54.761	6
6	5	Fangio	1 Peter DEVLIN	SR1 Gen 1	11	22:17.313	1 Lap	46.358	79.71	1:57.930	11
7	95	Fangio	2 David TAGG	SR1 Gen 2	11	22:46.315	1 Lap	29.002	78.02	1:59.572	4
NOT CLASSIFIED											
DNF	18		Mark WILLIAMS (R)	SR1 Gen 2	11	20:44.028	1 Lap		85.69	1:50.149	6
DNF	24	Fangio	Paul CLARK (R)	SR1 Gen 2	6	12:16.284	6 Laps	5 Laps	78.97	1:57.995	5
FASTEST LAP											
	79		Ryan HARPER-ELLAM	SR1 Gen 2	4	1:43.860		93.31 mph		150.16 kph	
	5	Fangio	Peter DEVLIN	SR1 Gen 1	11	1:57.930		82.17 mph		132.25 kph	

Weather / Track : Cloudy / Dry

These results are provisional until the conclusion of any judicial and technical matters.

Oulton Park International
 Circuit Length = 2.6920 miles
 Start: 17:48 Flag 18:10 End: 18:14

Clerk Of Course :	Timekeeper :
-------------------	--------------

Radical SR1 Cup - Race 2 - Round 2

EVENT RACE 6 - LAP CHART

LAP 1 @ 17:50:46.531			LAP 2 @ 17:52:32.447			LAP 3 @ 17:54:17.180			LAP 4 @ 17:56:01.093			LAP 5 @ 17:57:46.087		
NO	BEHIND	LAP TIME	NO	BEHIND	LAP TIME	NO	BEHIND	LAP TIME	NO	BEHIND	LAP TIME	NO	BEHIND	LAP TIME
22		1:53.764	22		1:45.916	22		1:44.733	22		1:43.913	22		1:44.994
21	1.419	1:55.183	21	2.861	1:47.358	79	3.281	1:44.779	79	3.228	1:43.860	79	2.877	1:44.643
79	4.479	1:58.243	79	3.235	1:44.672	21	5.761	1:47.633	21	9.348	1:47.500	21	11.780	1:47.426
11	5.308	1:59.072	11	8.391	1:48.999	11	13.018	1:49.360	11	17.129	1:48.024	11	20.415	1:48.280
18	7.192	2:00.956	18	12.390	1:51.114	18	18.341	1:50.684	18	24.797	1:50.369	18	30.554	1:50.751
17	12.927	2:06.691	17	23.735	1:56.724	17	34.644	1:55.642	17	46.050	1:55.319	17	56.414	1:55.358
5	19.156	2:12.920	5	34.182	2:00.942	5	49.346	1:59.897	5	1:06.025	2:00.592	24	1:19.921	1:57.995
24	19.937	2:13.701	24	35.494	2:01.473	24	49.939	1:59.178	24	1:06.920	2:00.894	5	1:20.736	1:59.705
95	30.731	2:24.495	95	45.969	2:01.154	95	1:01.802	2:00.566	95	1:17.461	1:59.572	95	1:32.708	2:00.241

Weather / Track : Cloudy / Dry

Results can be found at www.tsl-timing.com

Page 1 of 3

Oulton Park International
Circuit Length = 2.6920 miles
Start: 17:48 Flag 18:10 End: 18:14

Printed - 18:17 Saturday, 31 March 2018

Radical SR1 Cup - Race 2 - Round 2

EVENT RACE 6 - LAP CHART

LAP 6 @ 17:59:32.388			LAP 7 @ 18:01:18.964			LAP 8 @ 18:03:06.091			LAP 9 @ 18:04:54.544			LAP 10 @ 18:06:41.176		
NO	BEHIND	LAP TIME	NO	BEHIND	LAP TIME	NO	BEHIND	LAP TIME	NO	BEHIND	LAP TIME	NO	BEHIND	LAP TIME
22		1:46.301	22		1:46.576	22		1:47.127	22		1:48.453	22		1:46.632
79	2.414	1:45.838	95	1 Lap	2:02.015	79	3.847	1:48.803	79	2.740	1:47.346	79	2.173	1:46.065
21	13.231	1:47.752	79	2.171	1:46.333	5	1 Lap	2:03.698	5	1 Lap	2:01.939	21	28.307	1:50.321
11	24.508	1:50.394	21	15.053	1:48.398	95	1 Lap	2:04.096	21	24.618	1:53.778	5	1 Lap	1:59.148
18	34.402	1:50.149	11	28.581	1:50.649	21	19.293	1:51.367	95	1 Lap	2:05.284	11	51.582	1:58.316
17	1:04.874	1:54.761	18	40.185	1:52.359	11	34.025	1:52.571	11	39.898	1:54.326	95	1 Lap	2:05.352
24	1:36.663	2:03.043	17	1:15.489	1:57.191	18	49.848	1:56.790	18	56.057	1:54.662	18	1:02.234	1:52.809
5	1:36.854	2:02.419				17	1:28.934	2:00.572	17	1:37.213	1:56.732			

Weather / Track : Cloudy / Dry

Results can be found at www.tsl-timing.com

Page 2 of 3

Oulton Park International
Circuit Length = 2.6920 miles
Start: 17:48 Flag 18:10 End: 18:14

Printed - 18:17 Saturday, 31 March 2018

Radical SR1 Cup - Race 2 - Round 2

EVENT RACE 6 - LAP CHART

LAP 11 @ 18:08:27.948			LAP 12 @ 18:10:13.147		
NO	BEHIND	LAP TIME	NO	BEHIND	LAP TIME
22		1:46.772	22		1:45.199
17	1 Lap	1:56.461	79	0.527	1:44.917
79	0.809	1:45.408	17	1 Lap	1:55.504
21	30.059	1:48.524	21	33.975	1:49.115
5	1 Lap	1:58.123	5	1 Lap	1:57.930
11	57.056	1:52.246	11	1:05.577	1:53.720
95	1 Lap	2:00.516	95	1 Lap	2:03.024
18	1:08.847	1:53.385			

Weather / Track : Cloudy / Dry

Results can be found at www.tsl-timing.com

Page 3 of 3

Oulton Park International
Circuit Length = 2.6920 miles
Start: 17:48 Flag 18:10 End: 18:14

Printed - 18:17 Saturday, 31 March 2018

Radical SR1 Cup - Race 2 - Round 2

EVENT RACE 6 - POSITION CHART

No	Name	Lap Pos												
			1	2	3	4	5	6	7	8	9	10	11	12
79	HARPER-ELLAM	1	22	22	22	22	22	22	22	22	22	22	22	22
22	PINKERTON	2	21	21	79	79	79	79	79	79	79	79	79	79
21	HUNT (R)	3	79	79	21	21	21	21	21	21	21	21	21	21
11	SHORT (R)	4	11	11	11	11	11	11	11	11	11	11	11	11
24	CLARK (R)	5	18	18	18	18	18	18	18	18	18	18	18	18
18	WILLIAMS (R)	6	17	17	17	17	17	17	17	17	17	17	17	17
95	TAGG	7	5	5	5	5	24	24	5	5	5	5	5	5
17	MCALPINE (R)	8	24	24	24	24	5	5	95	95	95	95	95	95
5	DEVLIN	9	95	95	95	95	95	95						

Weather / Track : Cloudy / Dry

Results can be found at www.tsl-timing.com

Oulton Park International
Circuit Length = 2.6920 miles
Start: 17:48 Flag 18:10 End: 18:14

Printed - 18:18 Saturday, 31 March 2018

Radical SR1 Cup - Race 2 - Round 2

EVENT RACE 6 - BEST SECTORS

SECTOR 1			SECTOR 2			SECTOR 3			IDEAL / BEST COMPARISON						
POS	NO	NAME	TIME	NO	NAME	TIME	NO	NAME	TIME	POS	NO	NAME	IDEAL	BEST	DIFF
													PERFECT LAP	1:43.648	
1	79	HARPER-ELLAM	25.296	22	PINKERTON	49.636	22	PINKERTON	28.716	1	22	PINKERTON	1:43.785	1:43.913	0.128
2	22	PINKERTON	25.433	79	HARPER-ELLAM	49.699	79	HARPER-ELLAM	28.835	2	79	HARPER-ELLAM	1:43.830	1:43.860	0.030
3	21	HUNT (R)	26.186	21	HUNT (R)	51.158	21	HUNT (R)	29.475	3	21	HUNT (R)	1:46.819	1:47.358	0.539
4	11	SHORT (R)	26.350	11	SHORT (R)	51.720	11	SHORT (R)	29.742	4	11	SHORT (R)	1:47.812	1:48.024	0.212
5	18	WILLIAMS (R)	27.090	18	WILLIAMS (R)	52.489	18	WILLIAMS (R)	30.034	5	18	WILLIAMS (R)	1:49.613	1:50.149	0.536
6	17	MCALPINE (R)	27.941	17	MCALPINE (R)	54.903	17	MCALPINE (R)	31.600	6	17	MCALPINE (R)	1:54.444	1:54.761	0.317
7	5	DEVLIN	28.530	24	CLARK (R)	56.206	5	DEVLIN	32.186	7	5	DEVLIN	1:57.287	1:57.930	0.643
8	95	TAGG	28.755	5	DEVLIN	56.571	24	CLARK (R)	32.327	8	24	CLARK (R)	1:57.857	1:57.995	0.138
9	24	CLARK (R)	29.324	95	TAGG	56.906	95	TAGG	33.050	9	95	TAGG	1:58.711	1:59.572	0.861

Weather / Track : Cloudy / Dry

Results can be found at www.tsl-timing.com

Oulton Park International
 Circuit Length = 2.6920 miles
 Start: 17:48 Flag 18:10 End: 18:14

Printed - 18:15 Saturday, 31 March 2018

Radical SR1 Cup - Race 2 - Round 2

EVENT RACE 6 - BEST SPEEDS

POS	INTERMEDIATE 1			INTERMEDIATE 2			FINISH LINE		
	NO	NAME	MPH	NO	NAME	MPH	NO	NAME	MPH
1	22	PINKERTON	120.4	22	PINKERTON	105.8	22	PINKERTON	111.6
2	79	HARPER-ELLAM	119.4	79	HARPER-ELLAM	105.0	79	HARPER-ELLAM	111.2
3	21	HUNT (R)	117.9	21	HUNT (R)	104.5	95	TAGG	111.2
4	11	SHORT (R)	117.9	11	SHORT (R)	102.9	21	HUNT (R)	110.3
5	18	WILLIAMS (R)	116.5	17	MCALPINE (R)	102.7	17	MCALPINE (R)	110.1
6	95	TAGG	115.9	95	TAGG	102.7	18	WILLIAMS (R)	110.1
7	24	CLARK (R)	115.9	18	WILLIAMS (R)	102.7	24	CLARK (R)	110.1
8	17	MCALPINE (R)	115.5	5	DEVLIN	101.5	11	SHORT (R)	109.8
9	5	DEVLIN	112.9	24	CLARK (R)	98.6	5	DEVLIN	109.4

Weather / Track : Cloudy / Dry

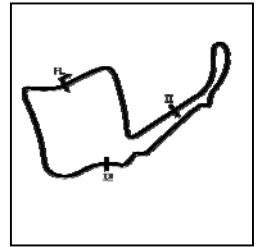
Results can be found at www.tsl-timing.com

Oulton Park International
Circuit Length = 2.6920 miles
Start: 17:48 Flag 18:10 End: 18:14

Printed - 18:17 Saturday, 31 March 2018

Radical SR1 Cup - Race 2 - Round 2

EVENT RACE 6 - SECTOR ANALYSIS



SECTOR 1 = FL to I1, SECTOR 2 = I1 to I2, SECTOR 3 = I2 to FL, DIFF = Difference To Personal Best Lap, P = Crossed Finish Line in Pit Lane, D = Time Disallowed

P1 22		James PINKERTON					SR1 Gen 1				
IDEAL LAP TIME : 1:43.785		BEST LAP TIME : 1:43.913					DIFFERENCE : 0.128				
LAP	SECTOR 1	SECTOR 2		SECTOR 3		LAP TIME	MPH	DIFF	TIME OF DAY		
1 -		116.1	51.934	103.5	29.510	110.7	1:53.764	85.18	9.851	17:50:46.531	
2 -	25.997	118.1	50.773	104.5	29.146	111.6	1:45.916	91.49	2.003	17:52:32.447	
3 -	25.904	117.3	50.113	105.1	28.716	111.2	1:44.733 (2)	92.53	0.820	17:54:17.180	
4 -	25.433	118.9	49.636	105.1	28.844	110.9	1:43.913 (1)	93.26		17:56:01.093	
5 -	25.702	120.4	50.140	104.6	29.152	111.2	1:44.994 (3)	92.30	1.081	17:57:46.087	
6 -	26.600	118.5	50.738	105.0	28.963	111.1	1:46.301	91.16	2.388	17:59:32.388	
7 -	25.940	119.1	50.674	105.8	29.962	110.7	1:46.576	90.93	2.663	18:01:18.964	
8 -	26.242	119.6	51.504	104.8	29.381	111.6	1:47.127	90.46	3.214	18:03:06.091	
9 -	26.493	118.7	52.012	105.1	29.948	111.4	1:48.453	89.35	4.540	18:04:54.544	
10 -	26.279	118.9	51.010	105.0	29.343	111.4	1:46.632	90.88	2.719	18:06:41.176	
11 -	26.099	118.7	50.692	105.6	29.981	110.1	1:46.772	90.76	2.859	18:08:27.948	
12 -	25.949	118.3	50.311	105.3	28.939	110.9	1:45.199	92.12	1.286	18:10:13.147	

P2 79		Ryan HARPER-ELLAM					SR1 Gen 2				
IDEAL LAP TIME : 1:43.830		BEST LAP TIME : 1:43.860					DIFFERENCE : 0.030				
LAP	SECTOR 1	SECTOR 2		SECTOR 3		LAP TIME	MPH	DIFF	TIME OF DAY		
1 -		116.5	51.686	104.2	29.335	110.3	1:58.243	81.96	14.383	17:50:51.010	
2 -	25.859	117.9	49.961	104.0	28.852	111.2	1:44.672 (3)	92.58	0.812	17:52:35.682	
3 -	25.986	117.5	49.958	104.3	28.835	111.2	1:44.779	92.49	0.919	17:54:20.461	
4 -	25.296	119.4	49.699	104.3	28.865	110.5	1:43.860 (1)	93.31		17:56:04.321	
5 -	25.422	119.1	50.177	103.8	29.044	111.2	1:44.643 (2)	92.61	0.783	17:57:48.964	
6 -	25.789	118.7	50.898	103.7	29.151	110.7	1:45.838	91.56	1.978	17:59:34.802	
7 -	26.103	118.5	50.889	104.8	29.341	111.1	1:46.333	91.14	2.473	18:01:21.135	
8 -	27.276	117.7	51.726	104.6	29.801	110.7	1:48.803	89.07	4.943	18:03:09.938	
9 -	26.474	118.7	51.377	104.0	29.495	110.5	1:47.346	90.28	3.486	18:04:57.284	
10 -	26.353	118.5	50.529	104.2	29.183	110.5	1:46.065	91.37	2.205	18:06:43.349	
11 -	26.212	118.5	50.260	105.0	28.936	110.5	1:45.408	91.94	1.548	18:08:28.757	
12 -	26.083	118.9	49.865	104.8	28.969	110.0	1:44.917	92.37	1.057	18:10:13.674	

P3 21		Will HUNT (R)					SR1 Gen 2				
IDEAL LAP TIME : 1:46.819		BEST LAP TIME : 1:47.358					DIFFERENCE : 0.539				
LAP	SECTOR 1	SECTOR 2		SECTOR 3		LAP TIME	MPH	DIFF	TIME OF DAY		
1 -		115.3	52.417	103.2	29.923	108.5	1:55.183	84.13	7.825	17:50:47.950	
2 -	26.661	116.9	51.222	103.8	29.475	108.7	1:47.358 (1)	90.27		17:52:35.308	
3 -	26.710	117.7	51.158	104.5	29.765	109.1	1:47.633	90.04	0.275	17:54:22.941	
4 -	26.490	117.7	51.373	103.8	29.637	110.3	1:47.500 (3)	90.15	0.142	17:56:10.441	
5 -	26.339	117.5	51.497	103.2	29.590	110.1	1:47.426 (2)	90.21	0.068	17:57:57.867	
6 -	26.186	117.9	51.659	103.7	29.907	109.4	1:47.752	89.94	0.394	17:59:45.619	
7 -	26.481	117.5	52.091	104.2	29.826	109.6	1:48.398	89.40	1.040	18:01:34.017	
8 -	26.971	116.9	54.096	102.1	30.300	110.1	1:51.367	87.02	4.009	18:03:25.384	
9 -	28.906	115.3	54.323	103.0	30.549	109.4	1:53.778	85.17	6.420	18:05:19.162	
10 -	26.891	116.7	53.266	102.7	30.164	109.8	1:50.321	87.84	2.963	18:07:09.483	
11 -	26.875	115.5	51.900	103.4	29.749	109.8	1:48.524	89.30	1.166	18:08:58.007	
12 -	26.777	115.5	52.090	103.0	30.248	104.0	1:49.115	88.81	1.757	18:10:47.122	

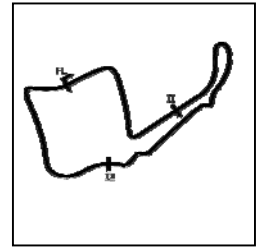
P4 11		Chris SHORT (R)					SR1 Gen 2				
IDEAL LAP TIME : 1:47.812		BEST LAP TIME : 1:48.024					DIFFERENCE : 0.212				
LAP	SECTOR 1	SECTOR 2		SECTOR 3		LAP TIME	MPH	DIFF	TIME OF DAY		
1 -		114.5	53.475	101.9	30.833	108.9	1:59.072	81.38	11.048	17:50:51.839	
2 -	26.879	116.7	52.213	102.6	29.907	109.4	1:48.999 (3)	88.91	0.975	17:52:40.838	
3 -	26.839	117.3	52.314	102.6	30.207	109.8	1:49.360	88.61	1.336	17:54:30.198	
4 -	26.562	117.7	51.720	102.7	29.742	109.8	1:48.024 (1)	89.71		17:56:18.222	
5 -	26.350	117.9	51.983	102.9	29.947	109.4	1:48.280 (2)	89.50	0.256	17:58:06.502	
6 -	27.031	117.7	52.997	102.1	30.366	109.2	1:50.394	87.78	2.370	17:59:56.896	
7 -	27.320	117.1	52.818	102.9	30.511	109.6	1:50.649	87.58	2.625	18:01:47.545	
8 -	27.371	116.5	54.164	101.3	31.036	109.4	1:52.571	86.09	4.547	18:03:40.116	
9 -	27.900	116.1	55.075	102.6	31.351	109.2	1:54.326	84.76	6.302	18:05:34.442	

Weather / Track : Cloudy / Dry

Oulton Park International
Circuit Length = 2.6920 miles
Start: 17:48 Flag 18:10 End: 18:14

Radical SR1 Cup - Race 2 - Round 2

EVENT RACE 6 - SECTOR ANALYSIS



SECTOR 1 = FL to I1, SECTOR 2 = I1 to I2, SECTOR 3 = I2 to FL, DIFF = Difference To Personal Best Lap, P = Crossed Finish Line in Pit Lane, D = Time Disallowed

10 -	27.950	116.7	59.158	100.9	31.208	109.1	1:58.316	81.91	10.292	18:07:32.758
11 -	27.780	116.3	53.522	102.4	30.944	108.0	1:52.246	86.33	4.222	18:09:25.004
12 -	27.896	116.5	54.289	100.0	31.535	108.5	1:53.720	85.22	5.696	18:11:18.724

P5 17		Gavin MCALPINE (R)					SR1 Gen 2				
IDEAL LAP TIME : 1:54.444		BEST LAP TIME : 1:54.761					DIFFERENCE : 0.317				
LAP	SECTOR 1		SECTOR 2		SECTOR 3		LAP TIME	MPH	DIFF	TIME OF DAY	
1 -		111.6	56.981	98.5	33.124	108.2	2:06.691	76.49	11.930	17:50:59.458	
2 -	28.750	112.9	55.650	100.9	32.324	110.1	1:56.724	83.02	1.963	17:52:56.182	
3 -	28.500	113.9	55.075	102.1	32.067	109.6	1:55.642	83.80	0.881	17:54:51.824	
4 -	28.356	114.7	55.165	102.7	31.798	109.8	1:55.319 (2)	84.03	0.558	17:56:47.143	
5 -	27.988	113.1	55.299	100.3	32.071	109.6	1:55.358 (3)	84.01	0.597	17:58:42.501	
6 -	27.941	114.9	54.903	102.4	31.917	109.4	1:54.761 (1)	84.44		18:00:37.262	
7 -	28.538	114.5	55.597	97.8	33.056	109.8	1:57.191	82.69	2.430	18:02:34.453	
8 -	28.299	115.1	59.541	95.1	32.732	109.2	2:00.572	80.37	5.811	18:04:35.025	
9 -	28.419	114.9	55.759	99.2	32.554	108.7	1:56.732	83.02	1.971	18:06:31.757	
10 -	28.276	115.1	55.336	99.5	32.849	102.4	1:56.461	83.21	1.700	18:08:28.218	
11 -	28.723	115.5	55.181	100.7	31.600	109.1	1:55.504	83.90	0.743	18:10:23.722	

P6 5 Fangio		Peter DEVLIN					SR1 Gen 1				
IDEAL LAP TIME : 1:57.287		BEST LAP TIME : 1:57.930					DIFFERENCE : 0.643				
LAP	SECTOR 1		SECTOR 2		SECTOR 3		LAP TIME	MPH	DIFF	TIME OF DAY	
1 -		110.1	1:00.099	96.8	34.070	106.0	2:12.920	72.91	14.990	17:51:05.687	
2 -	29.338	111.2	58.397	99.7	33.207	108.4	2:00.942	80.13	3.012	17:53:06.629	
3 -	28.963	112.5	57.436	100.3	33.498	107.8	1:59.897	80.83	1.967	17:55:06.526	
4 -	29.775	111.6	57.945	98.2	32.872	106.3	2:00.592	80.36	2.662	17:57:07.118	
5 -	28.908	112.5	58.243	98.5	32.554	108.5	1:59.705	80.95	1.775	17:59:06.823	
6 -	29.645	110.5	59.133	101.5	33.641	106.5	2:02.419	79.16	4.489	18:01:09.242	
7 -	30.577	111.2	59.935	98.5	33.186	108.9	2:03.698	78.34	5.768	18:03:12.940	
8 -	29.293	112.4	59.800	100.1	32.846	109.4	2:01.939	79.47	4.009	18:05:14.879	
9 -	28.530	112.9	58.047	99.1	32.571	109.2	1:59.148 (3)	81.33	1.218	18:07:14.027	
10 -	28.892	111.8	57.045	100.4	32.186	108.7	1:58.123 (2)	82.04	0.193	18:09:12.150	
11 -	28.694	111.8	56.571	98.9	32.665	105.3	1:57.930 (1)	82.17		18:11:10.080	

P7 95 Fangio		David TAGG					SR1 Gen 2				
IDEAL LAP TIME : 1:58.711		BEST LAP TIME : 1:59.572					DIFFERENCE : 0.861				
LAP	SECTOR 1		SECTOR 2		SECTOR 3		LAP TIME	MPH	DIFF	TIME OF DAY	
1 -		109.1	58.709	101.5	33.308	109.6	2:24.495	67.06	24.923	17:51:17.262	
2 -	29.695	112.7	58.054	101.3	33.405	111.2	2:01.154	79.99	1.582	17:53:18.416	
3 -	29.933	114.1	57.387	102.4	33.246	111.2	2:00.566	80.38	0.994	17:55:18.982	
4 -	29.595	115.9	56.906	101.2	33.071	111.1	1:59.572 (1)	81.04		17:57:18.554	
5 -	28.755	115.5	58.147	102.6	33.339	110.7	2:00.241 (2)	80.59	0.669	17:59:18.795	
6 -	29.755	114.7	58.469	102.7	33.791	110.7	2:02.015	79.42	2.443	18:01:20.810	
7 -	31.048	112.5	59.998	101.2	33.050	110.7	2:04.096	78.09	4.524	18:03:24.906	
8 -	30.414	115.3	1:00.270	99.1	34.600	110.7	2:05.284	77.35	5.712	18:05:30.190	
9 -	30.184	114.9	1:01.545	95.5	33.623	111.1	2:05.352	77.31	5.780	18:07:35.542	
10 -	29.239	115.3	58.210	100.3	33.067	110.7	2:00.516 (3)	80.41	0.944	18:09:36.058	
11 -	29.686	113.7	59.073	102.7	34.265	107.0	2:03.024	78.77	3.452	18:11:39.082	

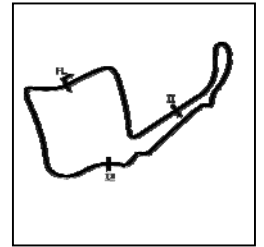
P8 18		Mark WILLIAMS (R)					SR1 Gen 2				
IDEAL LAP TIME : 1:49.613		BEST LAP TIME : 1:50.149					DIFFERENCE : 0.536				
LAP	SECTOR 1		SECTOR 2		SECTOR 3		LAP TIME	MPH	DIFF	TIME OF DAY	
1 -		113.7	54.993	101.6	30.350	108.9	2:00.956	80.12	10.807	17:50:53.723	
2 -	27.848	115.1	53.092	102.6	30.174	108.9	1:51.114	87.21	0.965	17:52:44.837	
3 -	27.090	115.9	52.989	102.2	30.605	109.2	1:50.684 (3)	87.55	0.535	17:54:35.521	
4 -	27.238	116.1	52.489	102.6	30.642	110.1	1:50.369 (2)	87.80	0.220	17:56:25.890	
5 -	27.114	116.5	52.788	102.2	30.849	110.0	1:50.751	87.50	0.602	17:58:16.641	
6 -	27.186	115.5	52.929	102.2	30.034	109.6	1:50.149 (1)	87.98		18:00:06.790	
7 -	27.925	115.5	53.858	102.7	30.576	109.1	1:52.359	86.25	2.210	18:01:59.149	
8 -	28.170	115.1	57.199	101.3	31.421	109.2	1:56.790	82.98	6.641	18:03:55.939	

Weather / Track : Cloudy / Dry

Oulton Park International
Circuit Length = 2.6920 miles
Start: 17:48 Flag 18:10 End: 18:14

Radical SR1 Cup - Race 2 - Round 2

EVENT RACE 6 - SECTOR ANALYSIS



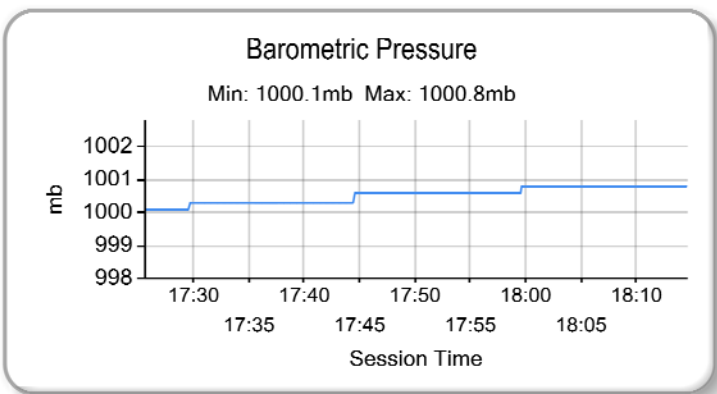
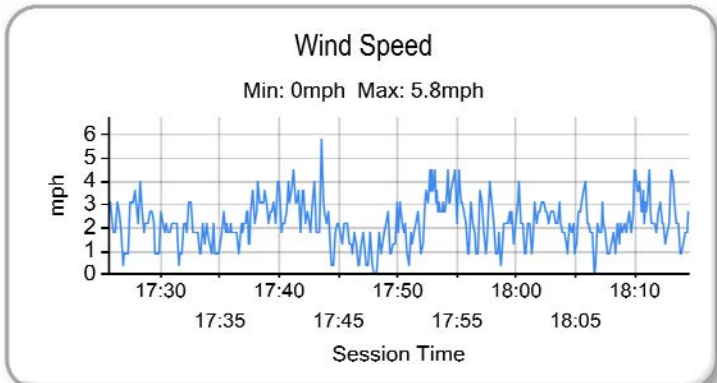
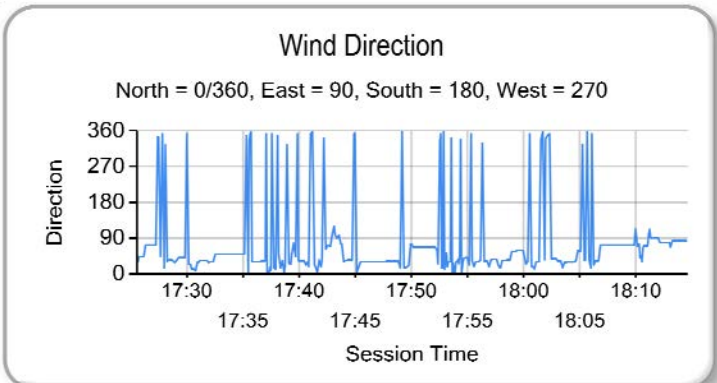
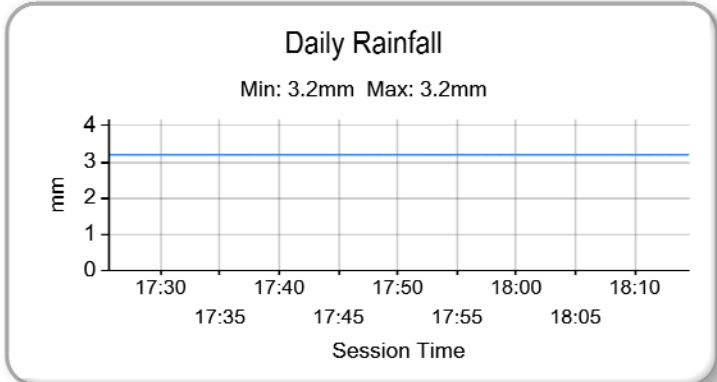
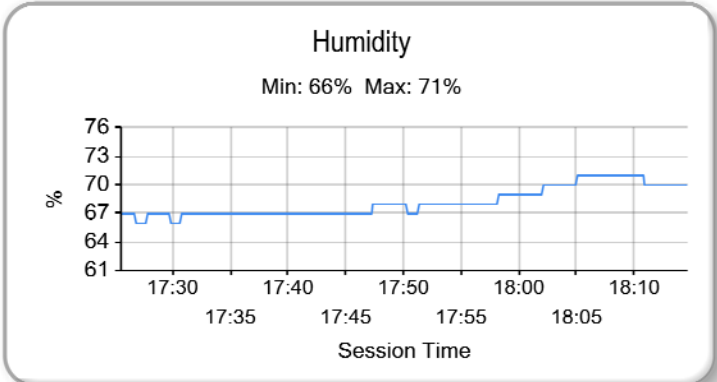
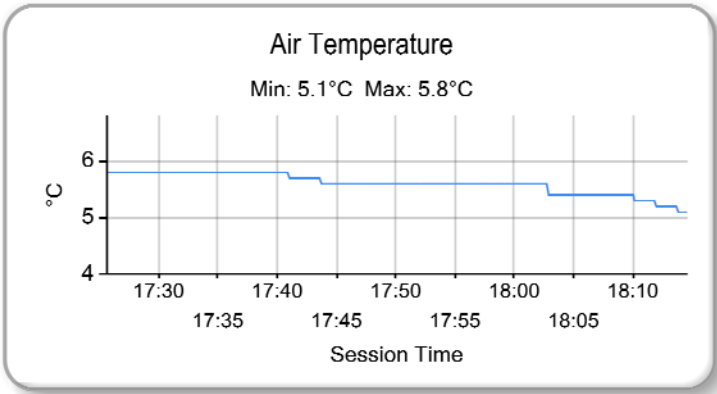
SECTOR 1 = FL to I1, SECTOR 2 = I1 to I2, SECTOR 3 = I2 to FL, DIFF = Difference To Personal Best Lap, P = Crossed Finish Line in Pit Lane, D = Time Disallowed

9 -	28.598	114.7	54.512	102.4	31.552	108.9	1:54.662	84.52	4.513	18:05:50.601
10 -	27.570	115.3	54.331	102.4	30.908	109.4	1:52.809	85.90	2.660	18:07:43.410
11 -	27.317	116.5	54.261	102.2	31.807	109.4	1:53.385	85.47	3.236	18:09:36.795

P9 24 Fangio Paul CLARK (R)			SR1 Gen 2							
IDEAL LAP TIME : 1:57.857			BEST LAP TIME : 1:57.995			DIFFERENCE : 0.138				
LAP	SECTOR 1		SECTOR 2		SECTOR 3		LAP TIME	MPH	DIFF	TIME OF DAY
1 -	105.1	59.081	90.6	34.076	107.8	2:13.701	72.48	15.706	17:51:06.468	
2 -	30.177	109.6	58.056	33.240	109.2	2:01.473	79.78	3.478	17:53:07.941	
3 -	29.324	115.1	56.804	33.050	110.1	1:59.178 (2)	81.31	1.183	17:55:07.119	
4 -	30.130	111.1	57.649	33.115	109.8	2:00.894 (3)	80.16	2.899	17:57:08.013	
5 -	29.462	115.9	56.206	98.6	32.327	1:57.995 (1)	82.13		17:59:06.008	
6 -	30.143	112.5	58.829	34.071	104.3	2:03.043	78.76	5.048	18:01:09.051	

Radical SR1 Cup - Race 2 - Round 2

EVENT RACE 6 - WEATHER CONDITIONS



Weather / Track : Cloudy / Dry

Results can be found at www.tsl-timing.com

Oulton Park International
 Circuit Length = 2.6920 miles
 Start: 17:48 Flag 18:10 End: 18:14

Printed - 18:19 Saturday, 31 March 2018