



Radical Challenge Championship

Rockingham International Circuit

24th June 2017



Results Provided by Timing Solutions Ltd
www.tsl-timing.com

Radical Challenge

QUALIFYING - RACE 1 & 4 - CLASSIFICATION

POS	NO	CL	PIC NAME	ENTRY	TIME	ON	LAPS	GAP	DIFF	MPH
1	21	S	1 Bradley SMITH		1:17.792	9	16			89.77
2	2*	S	2 Jack LANG		1:18.044	11	16	0.252	0.252	89.48
3	22	S	3 Oliver BARKER		1:18.153	9	13	0.361	0.109	89.36
4	1	S	4 Steve BURGESS		1:18.393	6	9	0.601	0.240	89.08
5	66	S	5 Brian CAUDWELL		1:18.616	9	16	0.824	0.223	88.83
6	61	S	6 Kristian JEFFREY		1:18.807	5	13	1.015	0.191	88.62
7	8	S	7 Spencer BOURNE		1:18.936	11	17	1.144	0.129	88.47
8	20	S	8 Mark CRADER		1:19.112	10	15	1.320	0.176	88.27
9	16	S	9 Stuart MALONEY		1:19.190	5	16	1.398	0.078	88.19
10	4	S	10 Dominik JACKSON		1:19.215	14	17	1.423	0.025	88.16
11	88	S	11 Richard BAXTER		1:19.226	8	16	1.434	0.011	88.15
12	14	S	12 John MACLEOD		1:19.295	12	17	1.503	0.069	88.07
13	28	S	13 Elliot GOODMAN		1:19.474	11	17	1.682	0.179	87.87
14	10	S	14 John CAUDWELL		1:19.526	8	16	1.734	0.052	87.82
15	57	S	15 Brian MURPHY		1:19.565	5	13	1.773	0.039	87.77
16	15*	S	16 Jack MANCHESTER		1:19.602	5	10	1.810	0.037	87.73
17	64	T	1 Tom HARVEY		1:19.645	5	6	1.853	0.043	87.68
18	86	S	17 Mark MALONEY		1:19.822	9	16	2.030	0.177	87.49
19	52	S	18 Mark RICHARDS		1:19.905	9	15	2.113	0.083	87.40
20	9	S	19 Konstantin GUGKAEV		1:20.047	10	16	2.255	0.142	87.24
21	18	S	20 Sean BYRNE		1:20.291	10	15	2.499	0.244	86.98
22	31	S	21 Rod GOODMAN		1:20.500	16	16	2.708	0.209	86.75
23	80	T	2 Peter TYLER		1:20.601	9	15	2.809	0.101	86.64
24	6	S	22 Barry LIVERSIDGE		1:20.699	12	13	2.907	0.098	86.54
25	64	T	3 Brian HARVEY		1:20.762	8	8	2.970	0.063	86.47
26	55	T	4 Joe WATT		1:20.878	5	6	3.086	0.116	86.35
27	55	T	5 Adrian WATT		1:21.536	7	7	3.744	0.658	85.65
28	91	S	23 David FRANKLAND		1:22.486	10	13	4.694	0.950	84.66

*Car 15 - transponder not working, please fix before the next session.

*Car 2 - time disallowed, exceeding track limits.

Weather / Track : Cloudy / Dry

These results are provisional until the conclusion of any judicial and technical matters.

Rockingham ISS

Circuit Length = 1.9400 miles

Start: 09:00 Flag 09:30 End: 09:31

Clerk Of Course :

Timekeeper :

Radical Challenge

QUALIFYING - RACE 1 & 4 - 2ND FASTEST CLASSIFICATION

POS	NO	CL	PIC NAME	ENTRY	TIME	ON	LAPS	GAP	DIFF	MPH
1	21	S	1	Bradley SMITH	1:17.967	5	16			89.57
2	2*	S	2	Jack LANG	1:18.277	7	16	0.310	0.310	89.22
3	22	S	3	Oliver BARKER	1:18.421	6	13	0.454	0.144	89.05
4	1	S	4	Steve BURGESS	1:18.468	5	9	0.501	0.047	89.00
5	66	S	5	Brian CAUDWELL	1:18.863	10	16	0.896	0.395	88.55
6	61	S	6	Kristian JEFFREY	1:18.947	9	13	0.980	0.084	88.46
7	8	S	7	Spencer BOURNE	1:19.100	7	17	1.133	0.153	88.29
8	20	S	8	Mark CRADER	1:19.136	9	15	1.169	0.036	88.25
9	16	S	9	Stuart MALONEY	1:19.197	6	16	1.230	0.061	88.18
10	88	S	10	Richard BAXTER	1:19.299	9	16	1.332	0.102	88.07
11	4	S	11	Dominik JACKSON	1:19.341	9	17	1.374	0.042	88.02
12	28	S	12	Elliot GOODMAN	1:19.485	12	17	1.518	0.144	87.86
13	14	S	13	John MACLEOD	1:19.529	9	17	1.562	0.044	87.81
14	10	S	14	John CAUDWELL	1:19.615	6	16	1.648	0.086	87.72
15	57	S	15	Brian MURPHY	1:19.664	8	13	1.697	0.049	87.66
16	15*	S	16	Jack MANCHESTER	1:19.755	7	10	1.788	0.091	87.56
17	86	S	17	Mark MALONEY	1:19.989	10	16	2.022	0.234	87.31
18	52	S	18	Mark RICHARDS	1:20.028	8	15	2.061	0.039	87.26
19	9	S	19	Konstantin GUGKAEV	1:20.104	13	16	2.137	0.076	87.18
20	18	S	20	Sean BYRNE	1:20.379	8	15	2.412	0.275	86.88
21	64	T	1	Tom HARVEY	1:20.528	4	6	2.561	0.149	86.72
22	6	S	21	Barry LIVERSIDGE	1:20.822	13	13	2.855	0.294	86.41
23	80	T	2	Peter TYLER	1:20.837	6	15	2.870	0.015	86.39
24	31	S	22	Rod GOODMAN	1:20.939	13	16	2.972	0.102	86.28
25	64	T	3	Brian HARVEY	1:21.004	5	8	3.037	0.065	86.21
26	55	T	4	Joe WATT	1:21.500	4	6	3.533	0.496	85.69
27	55	T	5	Adrian WATT	1:21.651	6	7	3.684	0.151	85.53
28	91	S	23	David FRANKLAND	1:22.796	6	13	4.829	1.145	84.35

*Car 15 - transponder not working, please fix before the next session.

*Car 2 - time disallowed, exceeding track limits.

Weather / Track : Cloudy / Dry

These results are provisional until the conclusion of any judicial and technical matters.

Rockingham ISS

Circuit Length = 1.9400 miles

Start: 09:00 Flag 09:30 End: 09:31

Clerk Of Course :

Timekeeper :

Radical Challenge

QUALIFYING - RACE 1 & 4 - LAP ANALYSIS

DIFF = Difference To Personal Best Lap

P1 21 Bradley SMITH				
LAP	LAP TIME	DIFF	MPH	TIME OF DAY
1 -	7:25.821	6:08.029	15.66	09:10:41.887
2 -	1:22.855	5.063	84.29	09:12:04.742
3 -	1:18.498	0.706	88.97	09:13:23.240
4 -	1:18.334	0.542	89.15	09:14:41.574
5 -	1:17.967 (2)	0.175	89.57	09:15:59.541
6 -	1:23.827	6.035	83.31	09:17:23.368
7 -	1:17.975 (3)	0.183	89.56	09:18:41.343
8 -	1:18.055	0.263	89.47	09:19:59.398
9 -	1:17.792 (1)		89.77	09:21:17.190
10 -	1:22.438	4.646	84.71	09:22:39.628
11 -	1:18.121	0.329	89.39	09:23:57.749
12 -	1:22.895	5.103	84.25	09:25:20.644
13 -	1:26.944	9.152	80.32	09:26:47.588
14 -	1:18.693	0.901	88.74	09:28:06.281
15 -	1:22.864	5.072	84.28	09:29:29.145
16 -	1:18.916	1.124	88.49	09:30:48.061

P2 2 Jack LANG				
LAP	LAP TIME	DIFF	MPH	TIME OF DAY
1 -	7:22.765	6:04.721	15.77	09:10:40.618
2 -	1:20.447	2.403	86.81	09:12:01.065
3 -	1:19.525	1.481	87.82	09:13:20.590
4 -	1:18.567	0.523	88.89	09:14:39.157
5 -	1:18.288 (3)	0.244	89.20	09:15:57.445
6 -	1:22.291	4.247	84.86	09:17:19.736
7 -	1:18.277 (2)	0.233	89.22	09:18:38.013
8 -	1:18.494 D	0.450	88.97	09:19:56.507
9 -	1:26.088	8.044	81.12	09:21:22.595
10 -	1:19.187	1.143	88.19	09:22:41.782
11 -	1:18.044 (1)		89.48	09:23:59.826
12 -	1:22.302	4.258	84.85	09:25:22.128
13 -	1:30.391	12.347	77.26	09:26:52.519
14 -	1:18.839	0.795	88.58	09:28:11.358
15 -	1:19.021	0.977	88.38	09:29:30.379
16 -	1:21.770	3.726	85.41	09:30:52.149

P3 22 Oliver BARKER				
LAP	LAP TIME	DIFF	MPH	TIME OF DAY
1 -	8:34.687	7:16.534	13.56	09:10:52.688
2 -	1:23.176	5.023	83.96	09:12:15.864
3 -	1:19.972	1.819	87.33	09:13:35.836
4 -	1:23.628	5.475	83.51	09:14:59.464
5 -	1:18.757	0.604	88.67	09:16:18.221
6 -	1:18.421 (2)	0.268	89.05	09:17:36.642
7 -	1:18.528 (3)	0.375	88.93	09:18:55.170
8 -	1:22.038	3.885	85.13	09:20:17.208
9 -	1:18.153 (1)		89.36	09:21:35.361
10 -	1:21.731	3.578	85.45	09:22:57.092
11 -	1:18.544	0.391	88.91	09:24:15.636
12 -	1:21.448	3.295	85.74	09:25:37.084
13 -	1:18.793	0.640	88.63	09:26:55.877

P4 1 Steve BURGESS				
LAP	LAP TIME	DIFF	MPH	TIME OF DAY
1 -	15:06.997	13:48.604	7.70	09:17:44.173
2 -	1:20.507	2.114	86.75	09:19:04.680
3 -	1:19.269	0.876	88.10	09:20:23.949
4 -	1:18.674 (3)	0.281	88.77	09:21:42.623
5 -	1:18.468 (2)	0.075	89.00	09:23:01.091

DIFF = Difference To Personal Best Lap

6 -	1:18.393 (1)		89.08	09:24:19.484
7 -	1:23.287	4.894	83.85	09:25:42.771
8 -	1:20.651	2.258	86.59	09:27:03.422
9 -	1:28.674 P	10.281	78.76	09:28:32.096

P5 66 Brian CAUDWELL				
LAP	LAP TIME	DIFF	MPH	TIME OF DAY
1 -	7:24.217	6:05.601	15.72	09:10:45.409
2 -	1:28.554	9.938	78.86	09:12:13.963
3 -	1:21.637	3.021	85.54	09:13:35.600
4 -	1:20.467	1.851	86.79	09:14:56.067
5 -	1:19.353	0.737	88.01	09:16:15.420
6 -	1:19.723	1.107	87.60	09:17:35.143
7 -	1:19.212	0.596	88.16	09:18:54.355
8 -	1:19.022 (3)	0.406	88.38	09:20:13.377
9 -	1:18.616 (1)		88.83	09:21:31.993
10 -	1:18.863 (2)	0.247	88.55	09:22:50.856
11 -	1:22.279	3.663	84.88	09:24:13.135
12 -	1:19.411	0.795	87.94	09:25:32.546
13 -	1:22.512	3.896	84.64	09:26:55.058
14 -	1:23.205	4.589	83.93	09:28:18.263
15 -	1:19.609	0.993	87.72	09:29:37.872
16 -	1:19.081	0.465	88.31	09:30:56.953

P6 61 Kristian JEFFREY				
LAP	LAP TIME	DIFF	MPH	TIME OF DAY
1 -	8:34.767	7:15.960	13.56	09:11:38.691
2 -	1:20.718	1.911	86.52	09:12:59.409
3 -	1:20.056	1.249	87.23	09:14:19.465
4 -	1:19.225	0.418	88.15	09:15:38.690
5 -	1:18.807 (1)		88.62	09:16:57.497
6 -	1:19.384 P	0.577	87.97	09:18:16.881
7 -	2:26.716	1:07.909	47.60	09:20:43.597
8 -	1:19.352	0.545	88.01	09:22:02.949
9 -	1:18.947 (2)	0.140	88.46	09:23:21.896
10 -	1:20.286	1.479	86.98	09:24:42.182
11 -	1:19.071 (3)	0.264	88.32	09:26:01.253
12 -	1:20.024	1.217	87.27	09:27:21.277
13 -	1:30.880 P	12.073	76.84	09:28:52.157

P7 8 Spencer BOURNE				
LAP	LAP TIME	DIFF	MPH	TIME OF DAY
1 -	1:32.262	13.326	75.69	09:04:20.988
2 -	6:47.887	5:28.951	17.12	09:11:08.875
3 -	1:24.398	5.462	82.75	09:12:33.273
4 -	1:21.317	2.381	85.88	09:13:54.590
5 -	1:20.067	1.131	87.22	09:15:14.657
6 -	1:20.763	1.827	86.47	09:16:35.420
7 -	1:19.100 (2)	0.164	88.29	09:17:54.520
8 -	1:19.190	0.254	88.19	09:19:13.710
9 -	1:19.709	0.773	87.61	09:20:33.419
10 -	1:19.110 (3)	0.174	88.28	09:21:52.529
11 -	1:18.936 (1)		88.47	09:23:11.465
12 -	1:19.313	0.377	88.05	09:24:30.778
13 -	1:19.948	1.012	87.35	09:25:50.726
14 -	1:20.310	1.374	86.96	09:27:11.036
15 -	1:19.688	0.752	87.64	09:28:30.724
16 -	1:20.185	1.249	87.09	09:29:50.909
17 -	1:31.151 P	12.215	76.62	09:31:22.060

Weather / Track : Cloudy / Dry

Rockingham ISS

Circuit Length = 1.9400 miles

Start: 09:00 Flag 09:30 End: 09:31

Radical Challenge

QUALIFYING - RACE 1 & 4 - LAP ANALYSIS

DIFF = Difference To Personal Best Lap

P8 20 Mark CRADER				
LAP	LAP TIME	DIFF	MPH	TIME OF DAY
1 -	7:36.747	6:17.635	15.29	09:10:45.112
2 -	1:22.770	3.658	84.37	09:12:07.882
3 -	1:20.731	1.619	86.50	09:13:28.613
4 -	1:19.386	0.274	87.97	09:14:47.999
5 -	1:19.152 (3)	0.040	88.23	09:16:07.151
6 -	1:17.843 P		89.71	09:17:24.994
7 -	2:30.723	1:11.611	46.33	09:19:55.717
8 -	1:19.244	0.132	88.13	09:21:14.961
9 -	1:19.136 (2)	0.024	88.25	09:22:34.097
10 -	1:19.112 (1)		88.27	09:23:53.209
11 -	1:21.030	1.918	86.19	09:25:14.239
12 -	1:22.968	3.856	84.17	09:26:37.207
13 -	1:20.371	1.259	86.89	09:27:57.578
14 -	1:20.005	0.893	87.29	09:29:17.583
15 -	1:21.145	2.033	86.06	09:30:38.728

P9 16 Stuart MALONEY				
LAP	LAP TIME	DIFF	MPH	TIME OF DAY
1 -	7:26.727	6:07.537	15.63	09:10:43.878
2 -	1:21.832	2.642	85.34	09:12:05.710
3 -	1:20.392	1.202	86.87	09:13:26.102
4 -	1:19.712	0.522	87.61	09:14:45.814
5 -	1:19.190 (1)		88.19	09:16:05.004
6 -	1:19.197 (2)	0.007	88.18	09:17:24.201
7 -	1:21.554	2.364	85.63	09:18:45.755
8 -	1:19.298 (3)	0.108	88.07	09:20:05.053
9 -	1:19.782	0.592	87.53	09:21:24.835
10 -	1:19.661	0.471	87.67	09:22:44.496
11 -	1:19.387	0.197	87.97	09:24:03.883
12 -	1:19.625	0.435	87.71	09:25:23.508
13 -	1:26.553	7.363	80.69	09:26:50.061
14 -	1:19.777	0.587	87.54	09:28:09.838
15 -	1:19.696	0.506	87.63	09:29:29.534
16 -	1:19.713	0.523	87.61	09:30:49.247

P10 4 Dominik JACKSON				
LAP	LAP TIME	DIFF	MPH	TIME OF DAY
1 -	1:28.421	9.206	78.98	09:04:03.963
2 -	7:01.176	5:41.961	16.58	09:11:05.139
3 -	1:24.754	5.539	82.40	09:12:29.893
4 -	1:23.325	4.110	83.81	09:13:53.218
5 -	1:20.222	1.007	87.05	09:15:13.440
6 -	1:19.945	0.730	87.36	09:16:33.385
7 -	1:19.380 (3)	0.165	87.98	09:17:52.765
8 -	1:19.623	0.408	87.71	09:19:12.388
9 -	1:19.341 (2)	0.126	88.02	09:20:31.729
10 -	1:25.691	6.476	81.50	09:21:57.420
11 -	1:19.726	0.511	87.60	09:23:17.146
12 -	1:20.170	0.955	87.11	09:24:37.316
13 -	1:19.784	0.569	87.53	09:25:57.100
14 -	1:19.215 (1)		88.16	09:27:16.315
15 -	1:19.836	0.621	87.47	09:28:36.151
16 -	1:19.603	0.388	87.73	09:29:55.754
17 -	1:20.175	0.960	87.10	09:31:15.929

P11 88 Richard BAXTER				
LAP	LAP TIME	DIFF	MPH	TIME OF DAY
1 -	1:25.311	6.085	81.86	09:03:58.439
2 -	7:08.022	5:48.796	16.31	09:11:06.461

DIFF = Difference To Personal Best Lap

3 -	1:24.930	5.704	82.23	09:12:31.391
4 -	1:26.900	7.674	80.36	09:13:58.291
5 -	1:19.487	0.261	87.86	09:15:17.778
6 -	1:19.415	0.189	87.94	09:16:37.193
7 -	1:19.394 (3)	0.168	87.96	09:17:56.587
8 -	1:19.226 (1)		88.15	09:19:15.813
9 -	1:19.299 (2)	0.073	88.07	09:20:35.112
10 -	1:40.340	21.114	69.60	09:22:15.452
11 -	1:19.406	0.180	87.95	09:23:34.858
12 -	1:23.476	4.250	83.66	09:24:58.334
13 -	1:19.710	0.484	87.61	09:26:18.044
14 -	1:33.566	14.340	74.64	09:27:51.610
15 -	1:25.233	6.007	81.94	09:29:16.843
16 -	1:20.962	1.736	86.26	09:30:37.805

P12 14 John MACLEOD				
LAP	LAP TIME	DIFF	MPH	TIME OF DAY
1 -	1:28.075	8.780	79.29	09:03:44.861
2 -	7:12.975	5:53.680	16.13	09:10:57.836
3 -	1:22.058	2.763	85.11	09:12:19.894
4 -	1:21.222	1.927	85.98	09:13:41.116
5 -	1:20.394	1.099	86.87	09:15:01.510
6 -	1:19.632	0.337	87.70	09:16:21.142
7 -	1:20.951	1.656	86.27	09:17:42.093
8 -	1:20.040	0.745	87.25	09:19:02.133
9 -	1:19.529 (2)	0.234	87.81	09:20:21.662
10 -	1:20.264	0.969	87.01	09:21:41.926
11 -	1:21.546	2.251	85.64	09:23:03.472
12 -	1:19.295 (1)		88.07	09:24:22.767
13 -	1:23.500	4.205	83.64	09:25:46.267
14 -	1:19.623 (3)	0.328	87.71	09:27:05.890
15 -	1:19.714	0.419	87.61	09:28:25.604
16 -	1:22.725	3.430	84.42	09:29:48.329
17 -	1:21.019	1.724	86.20	09:31:09.348

P13 28 Elliot GOODMAN				
LAP	LAP TIME	DIFF	MPH	TIME OF DAY
1 -	1:27.196	7.722	80.09	09:03:50.066
2 -	7:09.178	5:49.704	16.27	09:10:59.244
3 -	1:22.721	3.247	84.42	09:12:21.965
4 -	1:21.660	2.186	85.52	09:13:43.625
5 -	1:21.358	1.884	85.84	09:15:04.983
6 -	1:19.669	0.195	87.66	09:16:24.652
7 -	1:19.870	0.396	87.44	09:17:44.522
8 -	1:21.035	1.561	86.18	09:19:05.557
9 -	1:19.762	0.288	87.56	09:20:25.319
10 -	1:19.532 (3)	0.058	87.81	09:21:44.851
11 -	1:19.474 (1)		87.87	09:23:04.325
12 -	1:19.485 (2)	0.011	87.86	09:24:23.810
13 -	1:19.743	0.269	87.58	09:25:43.553
14 -	1:20.267	0.793	87.00	09:27:03.820
15 -	1:21.149	1.675	86.06	09:28:24.969
16 -	1:19.613	0.139	87.72	09:29:44.582
17 -	1:20.749	1.275	86.49	09:31:05.331

P14 10 John CAUDWELL				
LAP	LAP TIME	DIFF	MPH	TIME OF DAY
1 -	1:33.007	13.481	75.09	09:04:10.941
2 -	7:30.040	6:10.514	15.51	09:11:40.981
3 -	1:23.546	4.020	83.59	09:13:04.527
4 -	1:20.503	0.977	86.75	09:14:25.030
5 -	1:19.973	0.447	87.32	09:15:45.003

Weather / Track : Cloudy / Dry

Rockingham ISS

Circuit Length = 1.9400 miles

Start: 09:00 Flag 09:30 End: 09:31

Radical Challenge

QUALIFYING - RACE 1 & 4 - LAP ANALYSIS

DIFF = Difference To Personal Best Lap

6 -	1:19.615 (2)	0.089	87.72	09:17:04.618
7 -	1:19.696	0.170	87.63	09:18:24.314
8 -	1:19.526 (1)		87.82	09:19:43.840
9 -	1:20.127	0.601	87.16	09:21:03.967
10 -	1:19.673 (3)	0.147	87.65	09:22:23.640
11 -	1:20.370	0.844	86.89	09:23:44.010
12 -	1:29.153	9.627	78.33	09:25:13.163
13 -	1:20.265	0.739	87.01	09:26:33.428
14 -	1:20.007	0.481	87.29	09:27:53.435
15 -	1:20.836	1.310	86.39	09:29:14.271
16 -	1:20.756	1.230	86.48	09:30:35.027

P15 57 Brian MURPHY

LAP	LAP TIME	DIFF	MPH	TIME OF DAY
1 -	8:13.564	6:53.999	14.15	09:11:47.442
2 -	1:21.501	1.936	85.69	09:13:08.943
3 -	1:20.990	1.425	86.23	09:14:29.933
4 -	1:20.244	0.679	87.03	09:15:50.177
5 -	1:19.565 (1)		87.77	09:17:09.742
6 -	1:47.983	28.418	64.67	09:18:57.725
7 -	1:21.322	1.757	85.88	09:20:19.047
8 -	1:19.664 (2)	0.099	87.66	09:21:38.711
9 -	1:19.857	0.292	87.45	09:22:58.568
10 -	1:19.666 (3)	0.101	87.66	09:24:18.234
11 -	1:19.935	0.370	87.37	09:25:38.169
12 -	1:20.988	1.423	86.23	09:26:59.157
13 -	1:20.326 P	0.761	86.94	09:28:19.483

P16 15 Jack MANCHESTER

LAP	LAP TIME	DIFF	MPH	TIME OF DAY
1 -	7:24.707	6:05.105	15.70	09:10:55.311
2 -	1:21.357	1.755	85.84	09:12:16.668
3 -	1:19.916 (3)	0.314	87.39	09:13:36.584
4 -	1:20.496	0.894	86.76	09:14:57.080
5 -	1:19.602 (1)		87.73	09:16:16.682
6 -	1:22.731	3.129	84.41	09:17:39.413
7 -	1:19.755 (2)	0.153	87.56	09:18:59.168
8 -	1:20.264	0.662	87.01	09:20:19.432
9 -	1:25.237 P	5.635	81.93	09:21:44.669
10 -	2:55.150 P	1:35.548	39.87	09:24:39.820

P17 64 Tom HARVEY

LAP	LAP TIME	DIFF	MPH	TIME OF DAY
1 -	1:25.799	6.154	81.39	09:03:54.286
2 -	7:35.647	6:16.002	15.32	09:11:29.933
3 -	1:23.128 (3)	3.483	84.01	09:12:53.061
4 -	1:20.528 (2)	0.883	86.72	09:14:13.589
5 -	1:19.645 (1)		87.68	09:15:33.234
6 -	1:18.681 P		88.76	09:16:51.915

P18 86 Mark MALONEY

LAP	LAP TIME	DIFF	MPH	TIME OF DAY
1 -	7:25.901	6:06.079	15.66	09:10:48.202
2 -	1:22.138	2.316	85.02	09:12:10.340
3 -	1:22.045	2.223	85.12	09:13:32.385
4 -	1:21.064	1.242	86.15	09:14:53.449
5 -	1:20.497	0.675	86.76	09:16:13.946
6 -	1:20.231	0.409	87.04	09:17:34.177
7 -	1:20.742	0.920	86.49	09:18:54.919
8 -	1:20.076	0.254	87.21	09:20:14.995
9 -	1:19.822 (1)		87.49	09:21:34.817

DIFF = Difference To Personal Best Lap

10 -	1:19.989 (2)	0.167	87.31	09:22:54.806
11 -	1:20.492	0.670	86.76	09:24:15.298
12 -	1:22.221	2.399	84.94	09:25:37.519
13 -	1:20.171	0.349	87.11	09:26:57.690
14 -	1:21.362	1.540	85.83	09:28:19.052
15 -	1:20.093	0.271	87.19	09:29:39.145
16 -	1:20.059 (3)	0.237	87.23	09:30:59.204

P19 52 Mark RICHARDS

LAP	LAP TIME	DIFF	MPH	TIME OF DAY
1 -	7:27.338	6:07.433	15.61	09:11:11.460
2 -	1:28.754	8.849	78.68	09:12:40.214
3 -	1:24.200	4.295	82.94	09:14:04.414
4 -	1:22.450	2.545	84.70	09:15:26.864
5 -	1:21.208	1.303	86.00	09:16:48.072
6 -	1:21.998	2.093	85.17	09:18:10.070
7 -	1:22.232	2.327	84.93	09:19:32.302
8 -	1:20.028 (2)	0.123	87.26	09:20:52.330
9 -	1:19.905 (1)		87.40	09:22:12.235
10 -	1:20.592	0.687	86.65	09:23:32.827
11 -	1:21.554	1.649	85.63	09:24:54.381
12 -	1:20.407	0.502	86.85	09:26:14.788
13 -	1:20.739	0.834	86.50	09:27:35.527
14 -	1:20.043 (3)	0.138	87.25	09:28:55.570
15 -	1:20.397	0.492	86.86	09:30:15.967

P20 9 Konstantin GUGKAEV

LAP	LAP TIME	DIFF	MPH	TIME OF DAY
1 -	7:29.539	6:09.492	15.53	09:10:58.707
2 -	1:22.662	2.615	84.48	09:12:21.369
3 -	1:22.924	2.877	84.22	09:13:44.293
4 -	1:21.380	1.333	85.81	09:15:05.673
5 -	1:20.835	0.788	86.39	09:16:26.508
6 -	1:20.447	0.400	86.81	09:17:46.955
7 -	1:20.257	0.210	87.02	09:19:07.212
8 -	1:20.244 (3)	0.197	87.03	09:20:27.456
9 -	1:20.788	0.741	86.44	09:21:48.244
10 -	1:20.047 (1)		87.24	09:23:08.291
11 -	1:20.307	0.260	86.96	09:24:28.598
12 -	1:20.275	0.228	87.00	09:25:48.873
13 -	1:20.104 (2)	0.057	87.18	09:27:08.977
14 -	1:20.498	0.451	86.75	09:28:29.475
15 -	1:20.528	0.481	86.72	09:29:50.003
16 -	1:24.461	4.414	82.68	09:31:14.464

P21 18 Sean BYRNE

LAP	LAP TIME	DIFF	MPH	TIME OF DAY
1 -	7:18.017	5:57.726	15.94	09:11:04.091
2 -	1:40.250	19.959	69.66	09:12:44.341
3 -	1:21.841	1.550	85.33	09:14:06.182
4 -	1:22.972	2.681	84.17	09:15:29.154
5 -	1:20.456 (3)	0.165	86.80	09:16:49.610
6 -	1:20.830	0.539	86.40	09:18:10.440
7 -	1:37.054	16.763	71.95	09:19:47.494
8 -	1:20.379 (2)	0.088	86.88	09:21:07.873
9 -	1:20.485	0.194	86.77	09:22:28.358
10 -	1:20.291 (1)		86.98	09:23:48.649
11 -	1:34.401	14.110	73.98	09:25:23.050
12 -	1:31.890	11.599	76.00	09:26:54.940
13 -	1:25.699	5.408	81.49	09:28:20.639
14 -	1:22.784	2.493	84.36	09:29:43.423
15 -	1:22.362 P	2.071	84.79	09:31:05.785

Weather / Track : Cloudy / Dry

Rockingham ISS

Circuit Length = 1.9400 miles

Start: 09:00 Flag 09:30 End: 09:31

Radical Challenge

QUALIFYING - RACE 1 & 4 - LAP ANALYSIS

DIFF = Difference To Personal Best Lap

P22 31 Rod GOODMAN				
LAP	LAP TIME	DIFF	MPH	TIME OF DAY
1 -	1:31.490	10.990	76.33	09:03:51.813
2 -	7:16.274	5:55.774	16.00	09:11:08.087
3 -	1:33.356	12.856	74.81	09:12:41.443
4 -	1:23.601	3.101	83.53	09:14:05.044
5 -	1:24.976	4.476	82.18	09:15:30.020
6 -	1:22.802	2.302	84.34	09:16:52.822
7 -	1:22.013	1.513	85.15	09:18:14.835
8 -	1:23.957	3.457	83.18	09:19:38.792
9 -	1:22.549	2.049	84.60	09:21:01.341
10 -	1:21.454	0.954	85.74	09:22:22.795
11 -	1:21.809	1.309	85.36	09:23:44.604
12 -	1:25.433	4.933	81.74	09:25:10.037
13 -	1:20.939 (2)	0.439	86.28	09:26:30.976
14 -	1:21.472	0.972	85.72	09:27:52.448
15 -	1:21.137 (3)	0.637	86.07	09:29:13.585
16 -	1:20.500 (1)		86.75	09:30:34.085

P23 80 Peter TYLER				
LAP	LAP TIME	DIFF	MPH	TIME OF DAY
1 -	8:33.280	7:12.679	13.60	09:11:25.109
2 -	1:23.369	2.768	83.77	09:12:48.478
3 -	1:21.332	0.731	85.87	09:14:09.810
4 -	1:21.022	0.421	86.19	09:15:30.832
5 -	1:25.855	5.254	81.34	09:16:56.687
6 -	1:20.837 (2)	0.236	86.39	09:18:17.524
7 -	1:21.068	0.467	86.14	09:19:38.592
8 -	1:22.547	1.946	84.60	09:21:01.139
9 -	1:20.601 (1)		86.64	09:22:21.740
10 -	1:21.564	0.963	85.62	09:23:43.304
11 -	1:34.173	13.572	74.16	09:25:17.477
12 -	1:48.059	27.458	64.63	09:27:05.536
13 -	1:22.767	2.166	84.38	09:28:28.303
14 -	1:21.066	0.465	86.15	09:29:49.369
15 -	1:20.857 (3)	0.256	86.37	09:31:10.226

P24 6 Barry LIVERSIDGE				
LAP	LAP TIME	DIFF	MPH	TIME OF DAY
1 -	10:45.843	9:25.144	10.81	09:13:35.862
2 -	1:33.944	13.245	74.34	09:15:09.806
3 -	1:25.271	4.572	81.90	09:16:35.077
4 -	1:25.562	4.863	81.62	09:18:00.639
5 -	1:22.760	2.061	84.38	09:19:23.399
6 -	1:23.064	2.365	84.07	09:20:46.463
7 -	1:21.583	0.884	85.60	09:22:08.046
8 -	1:21.185	0.486	86.02	09:23:29.231
9 -	1:21.544	0.845	85.64	09:24:50.775
10 -	1:21.176 (3)	0.477	86.03	09:26:11.951
11 -	1:21.206	0.507	86.00	09:27:33.157
12 -	1:20.699 (1)		86.54	09:28:53.856
13 -	1:20.822 (2)	0.123	86.41	09:30:14.678

P25 64 Brian HARVEY				
LAP	LAP TIME	DIFF	MPH	TIME OF DAY
1 -	1:21.257 (3)	0.495	85.94	09:20:59.023
2 -	1:21.297	0.535	85.90	09:22:20.320
3 -	1:22.105	1.343	85.06	09:23:42.425
4 -	1:21.968	1.206	85.20	09:25:04.393
5 -	1:21.004 (2)	0.242	86.21	09:26:25.397

DIFF = Difference To Personal Best Lap

6 -	1:22.131	1.369	85.03	09:27:47.528
7 -	1:21.612	0.850	85.57	09:29:09.140
8 -	1:20.762 (1)		86.47	09:30:29.902

P26 55 Joe WATT				
LAP	LAP TIME	DIFF	MPH	TIME OF DAY
1 -	7:46.735	6:25.857	14.96	09:10:59.282
2 -	1:36.698	15.820	72.22	09:12:35.980
3 -	1:24.000 (3)	3.122	83.14	09:13:59.980
4 -	1:21.500 (2)	0.622	85.69	09:15:21.480
5 -	1:20.878 (1)		86.35	09:16:42.358
6 -	1:20.545 P		86.70	09:18:02.903

P27 55 Adrian WATT				
LAP	LAP TIME	DIFF	MPH	TIME OF DAY
1 -	1:23.158	1.622	83.98	09:22:10.265
2 -	1:22.354	0.818	84.80	09:23:32.619
3 -	1:22.776	1.240	84.37	09:24:55.395
4 -	1:21.840	0.304	85.33	09:26:17.235
5 -	1:21.740 (3)	0.204	85.44	09:27:38.975
6 -	1:21.651 (2)	0.115	85.53	09:29:00.626
7 -	1:21.536 (1)		85.65	09:30:22.162

P28 91 David FRANKLAND				
LAP	LAP TIME	DIFF	MPH	TIME OF DAY
1 -	7:42.457	6:19.971	15.10	09:11:02.059
2 -	1:27.294	4.808	80.00	09:12:29.353
3 -	1:24.872	2.386	82.28	09:13:54.225
4 -	1:29.988	7.502	77.61	09:15:24.213
5 -	1:22.800 (3)	0.314	84.34	09:16:47.013
6 -	1:22.796 (2)	0.310	84.35	09:18:09.809
7 -	1:23.743	1.257	83.39	09:19:33.552
8 -	1:23.249	0.763	83.89	09:20:56.801
9 -	1:22.972	0.486	84.17	09:22:19.773
10 -	1:22.486 (1)		84.66	09:23:42.259
11 -	1:24.148	1.662	82.99	09:25:06.407
12 -	1:23.478	0.992	83.66	09:26:29.885
13 -	1:53.438 P	30.952	61.56	09:28:23.323

Weather / Track : Cloudy / Dry


Rockingham ISS

Circuit Length = 1.9400 miles

Start: 09:00 Flag 09:30 End: 09:31

Radical Challenge

RACE 1 - GRID (20 minutes)

ROW 13	26	1:22.486 91 David FRANKLAND	25	1:20.878 55 Joe WATT
ROW 12	24	1:20.699 6 Barry LIVERSIDGE	23	1:20.601 80 Peter TYLER
ROW 11	22	1:20.500 31 Rod GOODMAN	21	1:20.291 18 Sean BYRNE
ROW 10	20	1:20.047 9 Konstantin GUGKAEV	19	1:19.905 52 Mark RICHARDS
ROW 9	18	1:19.822 86 Mark MALONEY	17	1:19.645 64 Tom HARVEY
ROW 8	16	1:19.602 15 Jack MANCHESTER	15	1:19.565 57 Brian MURPHY
ROW 7	14	1:19.526 10 John CAUDWELL	13	1:19.474 28 Elliot GOODMAN
ROW 6	12	1:19.295 14 John MACLEOD	11	1:19.226 88 Richard BAXTER
ROW 5	10	1:19.215 4 Dominik JACKSON	9	1:19.190 16 Stuart MALONEY
ROW 4	8	1:19.112 20 Mark CRADER	7	1:18.936 8 Spencer BOURNE
ROW 3	6	1:18.807 61 Kristian JEFFREY	5	1:18.616 66 Brian CAUDWELL
ROW 2	4	1:18.393 1 Steve BURGESS	3	1:18.153 22 Oliver BARKER
ROW 1	2	1:18.044 2 Jack LANG	1	1:17.792 21 Bradley SMITH
Pole				
				

Rockingham ISS
Circuit Length = 1.9400 miles


These results are provisional until the conclusion of any judicial and technical matters.

Clerk Of Course :		Timekeeper :	
-------------------	--	--------------	--

Radical Challenge

RACE 4 - GRID (20 minutes) - AMENDED

ROW 13	26	1:22.796 91 David FRANKLAND	25	1:21.536 55 Adrian WATT
ROW 12	24	1:20.939 31 Rod GOODMAN	23	1:20.837 80 Peter TYLER
ROW 11	22	1:20.822 6 Barry LIVERSIDGE	21	1:20.762 64 Brian HARVEY
ROW 10	20	1:20.379 18 Sean BYRNE	19	1:20.104 9 Konstantin GUGKAEV
ROW 9	18	1:20.028 52 Mark RICHARDS	17	1:19.989 86 Mark MALONEY
ROW 8	16	1:19.755 15 Jack MANCHESTER	15	1:19.664 57 Brian MURPHY
ROW 7	14	1:19.615 10 John CAUDWELL	13	1:19.529 14 John MACLEOD
ROW 6	12	1:19.485 28 Elliot GOODMAN	11	1:19.341 4 Dominik JACKSON
ROW 5	10	1:19.299 88 Richard BAXTER	9	1:19.197 16 Stuart MALONEY
ROW 4	8	1:19.136 20 Mark CRADER	7	1:19.100 8 Spencer BOURNE
ROW 3	6	1:18.947 61 Kristian JEFFREY	5	1:18.863 66 Brian CAUDWELL
ROW 2	4	1:18.468 1 Steve BURGESS	3	1:18.421 22 Oliver BARKER
ROW 1	2	1:18.277 2 Jack LANG	1	1:17.967 21 Bradley SMITH
Pole				



Rockingham ISS
Circuit Length = 1.9400 miles

These results are provisional until the conclusion of any judicial and technical matters.

Clerk Of Course :

Timekeeper :

Radical Challenge

RACE 1 - CLASSIFICATION

POS	NO	CL	PIC NAME	ENTRY	LAPS	TIME	GAP	DIFF	MPH	BEST	ON
1	2	S	1 Jack LANG		12	17:09.093			81.43	1:19.563	4
2	61	S	2 Kristian JEFFREY		12	17:10.123	1.030	1.030	81.35	1:19.871	7
3	16	S	3 Stuart MALONEY		12	17:10.960	1.867	0.837	81.29	1:19.797	9
4	15	S	4 Jack MANCHESTER		12	17:12.460	3.367	1.500	81.17	1:20.150	7
5	8	S	5 Spencer BOURNE		12	17:13.497	4.404	1.037	81.09	1:20.554	4
6	10	S	6 John CAUDWELL		12	17:13.718	4.625	0.221	81.07	1:20.677	4
7	64	T	1 Tom HARVEY		12	17:14.496	5.403	0.778	81.01	1:20.255	5
8	86	S	7 Mark MALONEY		12	17:15.169	6.076	0.673	80.96	1:20.342	4
9	4	S	8 Dominik JACKSON		12	17:16.486	7.393	1.317	80.85	1:20.629	5
10	20	S	9 Mark CRADER		12	17:17.032	7.939	0.546	80.81	1:20.600	7
11	28	S	10 Elliot GOODMAN		12	17:17.522	8.429	0.490	80.77	1:20.794	7
12	52	S	11 Mark RICHARDS		12	17:17.898	8.805	0.376	80.74	1:20.897	7
13	88	S	12 Richard BAXTER		12	17:18.425	9.332	0.527	80.70	1:20.491	10
14	1	S	13 Steve BURGESS		12	17:20.011	10.918	1.586	80.58	1:19.653	4
15	14	S	14 John MACLEOD		12	17:21.565	12.472	1.554	80.46	1:21.136	8
16	80	T	2 Peter TYLER		12	17:23.593	14.500	2.028	80.30	1:21.814	9
17	66	S	15 Brian CAUDWELL		12	17:23.786	14.693	0.193	80.29	1:19.573	5
18	18	S	16 Sean BYRNE		12	17:24.371	15.278	0.585	80.24	1:21.490	5
19	55	T	3 Joe WATT		12	17:24.801	15.708	0.430	80.21	1:21.476	5
20	91	S	17 David FRANKLAND		12	17:26.796	17.703	1.995	80.06	1:22.278	5
21	9	S	18 Konstantin GUGKAEV		12	17:29.749	20.656	2.953	79.83	1:20.955	7

NOT CLASSIFIED

DNF	22	S	Oliver BARKER		11	15:47.763	1 Lap	1 Lap	81.05	1:19.130	9
DNF	6	S	Barry LIVERSIDGE		8	11:15.326	4 Laps	3 Laps	82.73	1:21.789	7
DNF	31	S	Rod GOODMAN		8	11:15.660	4 Laps	0.334	82.69	1:21.814	7
DNF	57	S	Brian MURPHY		8	16:41.162	4 Laps	5:25.502	55.80	1:20.910	7
DNF	21	S	Bradley SMITH		7	9:27.055	5 Laps	1 Lap	86.21	1:19.595	4

FASTEST LAP

22	S	Oliver BARKER	9	1:19.130	88.25 mph	142.04 kph
64	T	Tom HARVEY	5	1:20.255	87.02 mph	140.04 kph

Weather / Track : Cloudy / Dry

These results are provisional until the conclusion of any judicial and technical matters.

Rockingham ISS

Circuit Length = 1.9400 miles

Start: 11:44 Flag 12:01 End: 12:04

Clerk Of Course :		Timekeeper :	
-------------------	--	--------------	--

Radical Challenge

RACE 1 - LAP CHART

LAP 1 @ 11:45:35.953			LAP 2 @ 11:46:56.086			LAP 3 @ 11:48:16.250			LAP 4 @ 11:49:35.813			LAP 5 @ 11:50:55.470		
NO	BEHIND	LAP TIME	NO	BEHIND	LAP TIME	NO	BEHIND	LAP TIME	NO	BEHIND	LAP TIME	NO	BEHIND	LAP TIME
2		1:25.766	2		1:20.133	2		1:20.164	2		1:19.563	2		1:19.657
1	1.117	1:26.883	1	1.410	1:20.426	1	1.128	1:19.882	1	1.218	1:19.653	22	1.042	1:19.139
22	1.739	1:27.505	22	2.068	1:20.462	22	1.646	1:19.742	22	1.560	1:19.477	1	1.781	1:20.220
21	2.270	1:28.036	21	2.501	1:20.364	21	2.286	1:19.949	21	2.318	1:19.595	21	2.286	1:19.625
61	2.990	1:28.756	61	3.253	1:20.396	61	3.179	1:20.090	61	3.559	1:19.943	61	3.856	1:19.954
16	3.695	1:29.461	16	4.333	1:20.771	16	4.390	1:20.221	16	4.749	1:19.922	16	4.931	1:19.839
8	4.710	1:30.476	8	6.379	1:21.802	8	7.400	1:21.185	8	8.391	1:20.554	8	9.571	1:20.837
10	5.266	1:31.032	4	7.044	1:20.889	4	8.032	1:21.152	4	9.175	1:20.706	4	10.147	1:20.629
4	6.288	1:32.054	10	8.327	1:23.194	10	9.335	1:21.172	10	10.449	1:20.677	15	12.360	1:21.103
64	6.882	1:32.648	15	9.482	1:22.590	15	10.035	1:20.717	15	10.914	1:20.442	10	12.796	1:22.004
15	7.025	1:32.791	64	9.880	1:23.131	64	11.352	1:21.636	64	12.718	1:20.929	64	13.316	1:20.255
28	7.635	1:33.401	86	11.575	1:23.829	86	12.718	1:21.307	86	13.497	1:20.342	86	14.750	1:20.910
86	7.879	1:33.645	28	12.155	1:24.653	20	13.249	1:21.016	20	14.486	1:20.800	20	16.217	1:21.388
57	8.311	1:34.077	20	12.397	1:23.755	28	14.058	1:22.067	28	15.444	1:20.949	28	16.788	1:21.001
20	8.775	1:34.541	52	12.940	1:23.801	52	14.598	1:21.822	52	16.251	1:21.216	52	17.615	1:21.021
52	9.272	1:35.038	57	13.468	1:25.290	57	14.926	1:21.622	57	16.716	1:21.353	57	18.040	1:20.981
88	9.729	1:35.495	88	13.731	1:24.135	88	15.459	1:21.892	88	17.276	1:21.380	88	18.509	1:20.890
9	10.389	1:36.155	9	14.093	1:23.837	9	15.896	1:21.967	9	17.505	1:21.172	9	18.883	1:21.035
80	10.410	1:36.176	80	14.761	1:24.484	80	17.871	1:23.274	80	20.252	1:21.944	80	22.653	1:22.058
6	11.312	1:37.078	6	15.363	1:24.184	6	18.717	1:23.518	6	21.322	1:22.168	6	23.833	1:22.168
31	11.927	1:37.693	31	15.933	1:24.139	31	19.242	1:23.473	31	22.190	1:22.511	31	24.698	1:22.165
55	12.747	1:38.513	55	16.427	1:23.813	55	19.386	1:23.123	14	22.598	1:21.918	14	25.069	1:22.128
91	13.211	1:38.977	91	17.309	1:24.231	14	20.243	1:22.150	18	23.828	1:21.881	18	25.661	1:21.490
14	15.245	1:41.011	14	18.257	1:23.145	18	21.510	1:22.971	55	24.440	1:24.617	55	26.259	1:21.476
18	17.031	1:42.797	18	18.703	1:21.805	91	21.819	1:24.674	91	25.032	1:22.776	91	27.653	1:22.278
66	35.444	2:01.210	66	36.211	1:20.900	66	36.099	1:20.052	66	36.573	1:20.037	66	36.489	1:19.573

Weather / Track : Cloudy / Dry

Rockingham ISS

Circuit Length = 1.9400 miles

Start: 11:44 Flag 12:01 End: 12:04

Radical Challenge

RACE 1 - LAP CHART

LAP 6 @ 11:52:15.061			LAP 7 @ 11:53:34.646			LAP 8 @ 11:54:55.227			LAP 9 @ 11:56:14.357			LAP 10 @ 11:57:44.199		
NO	BEHIND	LAP TIME	NO	BEHIND	LAP TIME	NO	BEHIND	LAP TIME	NO	BEHIND	LAP TIME	NO	BEHIND	LAP TIME
2		1:19.591	2		1:19.585	22		1:20.020	22		1:19.130	22		1:29.842
22	0.592	1:19.141	22	0.561	1:19.554	2	0.484	1:21.065	2	1.654	1:20.300	2	1.184	1:29.372
1	1.855	1:19.665	1	2.173	1:19.903	61	4.405	1:20.354	61	5.501	1:20.226	61	1.750	1:26.091
21	2.495	1:19.800	21	2.596	1:19.686	16	5.351	1:20.264	16	6.018	1:19.797	16	2.614	1:26.438
61	4.346	1:20.081	61	4.632	1:19.871	8	12.743	1:20.971	8	14.510	1:20.897	8	5.925	1:21.257
16	5.244	1:19.904	16	5.668	1:20.009	4	13.209	1:20.987	15	16.569	1:21.992	15	8.631	1:21.904
8	10.909	1:20.929	8	12.353	1:21.029	15	13.707	1:20.295	4	16.854	1:22.775	4	10.080	1:23.068
4	11.512	1:20.956	4	12.803	1:20.876	10	17.278	1:21.754	10	19.374	1:21.226	10	10.998	1:21.466
15	13.428	1:20.659	15	13.993	1:20.150	86	18.139	1:21.736	86	19.921	1:20.912	86	11.391	1:21.312
10	14.759	1:21.554	10	16.105	1:20.931	64	18.553	1:22.704	64	20.507	1:21.084	64	12.232	1:21.567
64	15.376	1:21.651	64	16.430	1:20.639	20	19.673	1:21.374	20	21.314	1:20.771	20	13.771	1:22.299
86	16.204	1:21.045	86	16.984	1:20.365	28	20.075	1:21.347	28	21.989	1:21.044	28	14.719	1:22.572
20	17.865	1:21.239	20	18.880	1:20.600	52	21.119	1:21.149	52	22.910	1:20.921	52	15.049	1:21.981
28	18.100	1:20.903	28	19.309	1:20.794	9	23.826	1:22.556	88	25.927	1:20.818	88	16.576	1:20.491
52	19.239	1:21.215	52	20.551	1:20.897	88	24.239	1:23.601	9	26.572	1:21.876	9	18.589	1:21.859
57	19.636	1:21.187	57	20.961	1:20.910	1	26.318	1:44.726	1	27.687	1:20.499	1	25.244	1:27.399
88	20.014	1:21.096	88	21.219	1:20.790	80	28.726	1:21.868	80	31.410	1:21.814	80	26.707	1:25.139
9	20.481	1:21.189	9	21.851	1:20.955	6	30.286	1:22.378	14	34.057	1:22.160	14	26.886	1:22.671
80	24.943	1:21.881	80	27.439	1:22.081	31	30.620	1:21.959	18	35.609	1:22.132	18	30.636	1:24.869
6	26.285	1:22.043	6	28.489	1:21.789	14	31.027	1:21.136	55	35.844	1:21.767	55	31.529	1:25.527
31	27.013	1:21.906	31	29.242	1:21.814	18	32.607	1:22.031	66	38.107	1:20.461	66	31.956	1:23.691
18	27.810	1:21.740	14	30.472	1:21.754	55	33.207	1:22.373	91	41.913	1:24.403	91	36.536	1:24.465
14	28.303	1:22.825	18	31.157	1:22.932	91	36.640	1:23.272						
55	28.926	1:22.258	55	31.415	1:22.074	66	36.776	1:19.962						
91	30.928	1:22.866	91	33.949	1:22.606									
66	37.027	1:20.129	66	37.395	1:19.953									

Weather / Track : Cloudy / Dry

Results can be found at www.tsl-timing.com

Page 2 of 3

Rockingham ISS

Circuit Length = 1.9400 miles

Start: 11:44 Flag 12:01 End: 12:04

Printed - 12:04 Saturday, 24 June 2017

Radical Challenge

RACE 1 - LAP CHART

LAP 11 @ 11:59:57.950			LAP 12 @ 12:01:19.280		
NO	BEHIND	LAP TIME	NO	BEHIND	LAP TIME
22		2:13.751	2		1:20.515
2	0.815	2:13.382	61	1.030	1:20.810
61	1.550	2:13.551	16	1.867	1:20.581
16	2.616	2:13.753	15	3.367	1:20.845
8	3.647	2:11.473	8	4.404	1:22.087
15	3.852	2:08.972	10	4.625	1:21.108
4	4.232	2:07.903	64	5.403	1:20.937
10	4.847	2:07.600	86	6.076	1:21.832
86	5.574	2:07.934	4	7.393	1:24.491
64	5.796	2:07.315	20	7.939	1:21.522
20	7.747	2:07.727	28	8.429	1:21.822
28	7.937	2:06.969	52	8.805	1:21.382
52	8.753	2:07.455	88	9.332	1:20.836
88	9.826	2:07.001	1	10.918	1:21.086
9	10.887	2:06.049	14	12.472	1:21.660
1	11.162	1:59.669	80	14.500	1:23.928
80	11.902	1:58.946	66	14.693	1:21.595
14	12.142	1:59.007	18	15.278	1:24.093
18	12.515	1:55.630	55	15.708	1:23.794
55	13.244	1:55.466	91	17.703	1:23.550
66	14.428	1:56.223	9	20.656	1:31.099
91	15.483	1:52.698			
57	3 Laps	6:55.742			

Weather / Track : Cloudy / Dry

Results can be found at www.tsl-timing.com

Page 3 of 3

Rockingham ISS
Circuit Length = 1.9400 miles
Start: 11:44 Flag 12:01 End: 12:04

Printed - 12:04 Saturday, 24 June 2017

Radical Challenge

RACE 1 - LAP ANALYSIS

DIFF = Difference To Personal Best Lap

P1 2 Jack LANG				
LAP	LAP TIME	DIFF	MPH	TIME OF DAY
1 -	1:25.766	6.203	81.43	11:45:35.953
2 -	1:20.133	0.570	87.15	11:46:56.086
3 -	1:20.164	0.601	87.12	11:48:16.250
4 -	1:19.563 (1)		87.77	11:49:35.813
5 -	1:19.657	0.094	87.67	11:50:55.470
6 -	1:19.591 (3)	0.028	87.74	11:52:15.061
7 -	1:19.585 (2)	0.022	87.75	11:53:34.646
8 -	1:21.065	1.502	86.15	11:54:55.711
9 -	1:20.300	0.737	86.97	11:56:16.011
10 -	1:29.372	9.809	78.14	11:57:45.383
11 -	2:13.382	53.819	52.36	11:59:58.765
12 -	1:20.515	0.952	86.74	12:01:19.280

P2 61 Kristian JEFFREY				
LAP	LAP TIME	DIFF	MPH	TIME OF DAY
1 -	1:28.756	8.885	78.68	11:45:38.943
2 -	1:20.396	0.525	86.86	11:46:59.339
3 -	1:20.090	0.219	87.20	11:48:19.429
4 -	1:19.943 (2)	0.072	87.36	11:49:39.372
5 -	1:19.954 (3)	0.083	87.35	11:50:59.326
6 -	1:20.081	0.210	87.21	11:52:19.407
7 -	1:19.871 (1)		87.44	11:53:39.278
8 -	1:20.354	0.483	86.91	11:54:59.632
9 -	1:20.226	0.355	87.05	11:56:19.858
10 -	1:26.091	6.220	81.12	11:57:45.949
11 -	2:13.551	53.680	52.29	11:59:59.500
12 -	1:20.810	0.939	86.42	12:01:20.310

P3 16 Stuart MALONEY				
LAP	LAP TIME	DIFF	MPH	TIME OF DAY
1 -	1:29.461	9.664	78.06	11:45:39.648
2 -	1:20.771	0.974	86.46	11:47:00.419
3 -	1:20.221	0.424	87.05	11:48:20.640
4 -	1:19.922	0.125	87.38	11:49:40.562
5 -	1:19.839 (2)	0.042	87.47	11:51:00.401
6 -	1:19.904 (3)	0.107	87.40	11:52:20.305
7 -	1:20.009	0.212	87.29	11:53:40.314
8 -	1:20.264	0.467	87.01	11:55:00.578
9 -	1:19.797 (1)		87.52	11:56:20.375
10 -	1:26.438	6.641	80.79	11:57:46.813
11 -	2:13.753	53.956	52.21	12:00:00.566
12 -	1:20.581	0.784	86.67	12:01:21.147

P4 15 Jack MANCHESTER				
LAP	LAP TIME	DIFF	MPH	TIME OF DAY
1 -	1:32.791	12.641	75.26	11:45:42.978
2 -	1:22.590	2.440	84.56	11:47:05.568
3 -	1:20.717	0.567	86.52	11:48:26.285
4 -	1:20.442 (3)	0.292	86.82	11:49:46.727
5 -	1:21.103	0.953	86.11	11:51:07.830
6 -	1:20.659	0.509	86.58	11:52:28.489
7 -	1:20.150 (1)		87.13	11:53:48.639
8 -	1:20.295 (2)	0.145	86.97	11:55:08.934
9 -	1:21.992	1.842	85.17	11:56:30.926
10 -	1:21.904	1.754	85.27	11:57:52.830
11 -	2:08.972	48.822	54.15	12:00:01.802
12 -	1:20.845	0.695	86.38	12:01:22.647

DIFF = Difference To Personal Best Lap

P5 8 Spencer BOURNE				
LAP	LAP TIME	DIFF	MPH	TIME OF DAY
1 -	1:30.476	9.922	77.19	11:45:40.663
2 -	1:21.802	1.248	85.37	11:47:02.465
3 -	1:21.185	0.631	86.02	11:48:23.650
4 -	1:20.554 (1)		86.69	11:49:44.204
5 -	1:20.837 (2)	0.283	86.39	11:51:05.041
6 -	1:20.929	0.375	86.29	11:52:25.970
7 -	1:21.029	0.475	86.19	11:53:46.999
8 -	1:20.971	0.417	86.25	11:55:07.970
9 -	1:20.897 (3)	0.343	86.33	11:56:28.867
10 -	1:21.257	0.703	85.94	11:57:50.124
11 -	2:11.473	50.919	53.12	12:00:01.597
12 -	1:22.087	1.533	85.08	12:01:23.684

P6 10 John CAUDWELL				
LAP	LAP TIME	DIFF	MPH	TIME OF DAY
1 -	1:31.032	10.355	76.72	11:45:41.219
2 -	1:23.194	2.517	83.94	11:47:04.413
3 -	1:21.172	0.495	86.03	11:48:25.585
4 -	1:20.677 (1)		86.56	11:49:46.262
5 -	1:22.004	1.327	85.16	11:51:08.266
6 -	1:21.554	0.877	85.63	11:52:29.820
7 -	1:20.931 (2)	0.254	86.29	11:53:50.751
8 -	1:21.754	1.077	85.42	11:55:12.505
9 -	1:21.226	0.549	85.98	11:56:33.731
10 -	1:21.466	0.789	85.72	11:57:55.197
11 -	2:07.600	46.923	54.73	12:00:02.797
12 -	1:21.108 (3)	0.431	86.10	12:01:23.905

P7 64 Tom HARVEY				
LAP	LAP TIME	DIFF	MPH	TIME OF DAY
1 -	1:32.648	12.393	75.38	11:45:42.835
2 -	1:23.131	2.876	84.01	11:47:05.966
3 -	1:21.636	1.381	85.55	11:48:27.602
4 -	1:20.929 (3)	0.674	86.29	11:49:48.531
5 -	1:20.255 (1)		87.02	11:51:08.786
6 -	1:21.651	1.396	85.53	11:52:30.437
7 -	1:20.639 (2)	0.384	86.60	11:53:51.076
8 -	1:22.704	2.449	84.44	11:55:13.780
9 -	1:21.084	0.829	86.13	11:56:34.864
10 -	1:21.567	1.312	85.62	11:57:56.431
11 -	2:07.315	47.060	54.85	12:00:03.746
12 -	1:20.937	0.682	86.28	12:01:24.683

P8 86 Mark MALONEY				
LAP	LAP TIME	DIFF	MPH	TIME OF DAY
1 -	1:33.645	13.303	74.57	11:45:43.832
2 -	1:23.829	3.487	83.31	11:47:07.661
3 -	1:21.307	0.965	85.89	11:48:28.968
4 -	1:20.342 (1)		86.92	11:49:49.310
5 -	1:20.910 (3)	0.568	86.31	11:51:10.220
6 -	1:21.045	0.703	86.17	11:52:31.265
7 -	1:20.365 (2)	0.023	86.90	11:53:51.630
8 -	1:21.736	1.394	85.44	11:55:13.366
9 -	1:20.912	0.570	86.31	11:56:34.278
10 -	1:21.312	0.970	85.89	11:57:55.590
11 -	2:07.934	47.592	54.59	12:00:03.524
12 -	1:21.832	1.490	85.34	12:01:25.356

Weather / Track : Cloudy / Dry

Rockingham ISS

Circuit Length = 1.9400 miles

Start: 11:44 Flag 12:01 End: 12:04

Radical Challenge

RACE 1 - LAP ANALYSIS

DIFF = Difference To Personal Best Lap

P9 4 Dominik JACKSON				
LAP	LAP TIME	DIFF	MPH	TIME OF DAY
1 -	1:32.054	11.425	75.86	11:45:42.241
2 -	1:20.889	0.260	86.34	11:47:03.130
3 -	1:21.152	0.523	86.06	11:48:24.282
4 -	1:20.706 (2)	0.077	86.53	11:49:44.988
5 -	1:20.629 (1)		86.61	11:51:05.617
6 -	1:20.956	0.327	86.26	11:52:26.573
7 -	1:20.876 (3)	0.247	86.35	11:53:47.449
8 -	1:20.987	0.358	86.23	11:55:08.436
9 -	1:22.775	2.146	84.37	11:56:31.211
10 -	1:23.068	2.439	84.07	11:57:54.279
11 -	2:07.903	47.274	54.60	12:00:02.182
12 -	1:24.491	3.862	82.65	12:01:26.673

P10 20 Mark CRADER				
LAP	LAP TIME	DIFF	MPH	TIME OF DAY
1 -	1:34.541	13.941	73.87	11:45:44.728
2 -	1:23.755	3.155	83.38	11:47:08.483
3 -	1:21.016	0.416	86.20	11:48:29.499
4 -	1:20.800 (3)	0.200	86.43	11:49:50.299
5 -	1:21.388	0.788	85.81	11:51:11.687
6 -	1:21.239	0.639	85.96	11:52:32.926
7 -	1:20.600 (1)		86.65	11:53:53.526
8 -	1:21.374	0.774	85.82	11:55:14.900
9 -	1:20.771 (2)	0.171	86.46	11:56:35.671
10 -	1:22.299	1.699	84.86	11:57:57.970
11 -	2:07.727	47.127	54.67	12:00:05.697
12 -	1:21.522	0.922	85.67	12:01:27.219

P11 28 Elliot GOODMAN				
LAP	LAP TIME	DIFF	MPH	TIME OF DAY
1 -	1:33.401	12.607	74.77	11:45:43.588
2 -	1:24.653	3.859	82.50	11:47:08.241
3 -	1:22.067	1.273	85.10	11:48:30.308
4 -	1:20.949 (3)	0.155	86.27	11:49:51.257
5 -	1:21.001	0.207	86.22	11:51:12.258
6 -	1:20.903 (2)	0.109	86.32	11:52:33.161
7 -	1:20.794 (1)		86.44	11:53:53.955
8 -	1:21.347	0.553	85.85	11:55:15.302
9 -	1:21.044	0.250	86.17	11:56:36.346
10 -	1:22.572	1.778	84.58	11:57:58.918
11 -	2:06.969	46.175	55.00	12:00:05.887
12 -	1:21.822	1.028	85.35	12:01:27.709

P12 52 Mark RICHARDS				
LAP	LAP TIME	DIFF	MPH	TIME OF DAY
1 -	1:35.038	14.141	73.48	11:45:45.225
2 -	1:23.801	2.904	83.34	11:47:09.026
3 -	1:21.822	0.925	85.35	11:48:30.848
4 -	1:21.216	0.319	85.99	11:49:52.064
5 -	1:21.021 (3)	0.124	86.19	11:51:13.085
6 -	1:21.215	0.318	85.99	11:52:34.300
7 -	1:20.897 (1)		86.33	11:53:55.197
8 -	1:21.149	0.252	86.06	11:55:16.346
9 -	1:20.921 (2)	0.024	86.30	11:56:37.267
10 -	1:21.981	1.084	85.19	11:57:59.248
11 -	2:07.455	46.558	54.79	12:00:06.703
12 -	1:21.382	0.485	85.81	12:01:28.085

DIFF = Difference To Personal Best Lap

P13 88 Richard BAXTER				
LAP	LAP TIME	DIFF	MPH	TIME OF DAY
1 -	1:35.495	15.004	73.13	11:45:45.682
2 -	1:24.135	3.644	83.00	11:47:09.817
3 -	1:21.892	1.401	85.28	11:48:31.709
4 -	1:21.380	0.889	85.81	11:49:53.089
5 -	1:20.890	0.399	86.33	11:51:13.979
6 -	1:21.096	0.605	86.12	11:52:35.075
7 -	1:20.790 (2)	0.299	86.44	11:53:55.865
8 -	1:23.601	3.110	83.53	11:55:19.466
9 -	1:20.818 (3)	0.327	86.41	11:56:40.284
10 -	1:20.491 (1)		86.76	11:58:00.775
11 -	2:07.001	46.510	54.99	12:00:07.776
12 -	1:20.836	0.345	86.39	12:01:28.612

P14 1 Steve BURGESS				
LAP	LAP TIME	DIFF	MPH	TIME OF DAY
1 -	1:26.883	7.230	80.38	11:45:37.070
2 -	1:20.426	0.773	86.83	11:46:57.496
3 -	1:19.882 (3)	0.229	87.42	11:48:17.378
4 -	1:19.653 (1)		87.68	11:49:37.031
5 -	1:20.220	0.567	87.06	11:50:57.251
6 -	1:19.665 (2)	0.012	87.66	11:52:16.916
7 -	1:19.903	0.250	87.40	11:53:36.819
8 -	1:44.726	25.073	66.68	11:55:21.545
9 -	1:20.499	0.846	86.75	11:56:42.044
10 -	1:27.399	7.746	79.90	11:58:09.443
11 -	1:59.669	40.016	58.36	12:00:09.112
12 -	1:21.086	1.433	86.13	12:01:30.198

P15 14 John MACLEOD				
LAP	LAP TIME	DIFF	MPH	TIME OF DAY
1 -	1:41.011	19.875	69.14	11:45:51.198
2 -	1:23.145	2.009	83.99	11:47:14.343
3 -	1:22.150	1.014	85.01	11:48:36.493
4 -	1:21.918	0.782	85.25	11:49:58.411
5 -	1:22.128	0.992	85.03	11:51:20.539
6 -	1:22.825	1.689	84.32	11:52:43.364
7 -	1:21.754 (3)	0.618	85.42	11:54:05.118
8 -	1:21.136 (1)		86.07	11:55:26.254
9 -	1:22.160	1.024	85.00	11:56:48.414
10 -	1:22.671	1.535	84.47	11:58:11.085
11 -	1:59.007	37.871	58.68	12:00:10.092
12 -	1:21.660 (2)	0.524	85.52	12:01:31.752

P16 80 Peter TYLER				
LAP	LAP TIME	DIFF	MPH	TIME OF DAY
1 -	1:36.176	14.362	72.61	11:45:46.363
2 -	1:24.484	2.670	82.66	11:47:10.847
3 -	1:23.274	1.460	83.86	11:48:34.121
4 -	1:21.944	0.130	85.22	11:49:56.065
5 -	1:22.058	0.244	85.11	11:51:18.123
6 -	1:21.881 (3)	0.067	85.29	11:52:40.004
7 -	1:22.081	0.267	85.08	11:54:02.085
8 -	1:21.868 (2)	0.054	85.30	11:55:23.953
9 -	1:21.814 (1)		85.36	11:56:45.767
10 -	1:25.139	3.325	82.03	11:58:10.906
11 -	1:58.946	37.132	58.71	12:00:09.852
12 -	1:23.928	2.114	83.21	12:01:33.780

Weather / Track : Cloudy / Dry

Rockingham ISS

Circuit Length = 1.9400 miles

Start: 11:44 Flag 12:01 End: 12:04

Radical Challenge

RACE 1 - LAP ANALYSIS

DIFF = Difference To Personal Best Lap

P17 66 Brian CAUDWELL				
LAP	LAP TIME	DIFF	MPH	TIME OF DAY
1 -	2:01.210	41.637	57.61	11:46:11.397
2 -	1:20.900	1.327	86.32	11:47:32.297
3 -	1:20.052	0.479	87.24	11:48:52.349
4 -	1:20.037	0.464	87.25	11:50:12.386
5 -	1:19.573 (1)		87.76	11:51:31.959
6 -	1:20.129	0.556	87.15	11:52:52.088
7 -	1:19.953 (2)	0.380	87.35	11:54:12.041
8 -	1:19.962 (3)	0.389	87.34	11:55:32.003
9 -	1:20.461	0.888	86.79	11:56:52.464
10 -	1:23.691	4.118	83.44	11:58:16.155
11 -	1:56.223	36.650	60.09	12:00:12.378
12 -	1:21.595	2.022	85.59	12:01:33.973

P18 18 Sean BYRNE				
LAP	LAP TIME	DIFF	MPH	TIME OF DAY
1 -	1:42.797	21.307	67.93	11:45:52.984
2 -	1:21.805 (3)	0.315	85.37	11:47:14.789
3 -	1:22.971	1.481	84.17	11:48:37.760
4 -	1:21.881	0.391	85.29	11:49:59.641
5 -	1:21.490 (1)		85.70	11:51:21.131
6 -	1:21.740 (2)	0.250	85.44	11:52:42.871
7 -	1:22.932	1.442	84.21	11:54:05.803
8 -	1:22.031	0.541	85.13	11:55:27.834
9 -	1:22.132	0.642	85.03	11:56:49.966
10 -	1:24.869	3.379	82.29	11:58:14.835
11 -	1:55.630	34.140	60.39	12:00:10.465
12 -	1:24.093	2.603	83.05	12:01:34.558

P19 55 Joe WATT				
LAP	LAP TIME	DIFF	MPH	TIME OF DAY
1 -	1:38.513	17.037	70.89	11:45:48.700
2 -	1:23.813	2.337	83.32	11:47:12.513
3 -	1:23.123	1.647	84.02	11:48:35.636
4 -	1:24.617	3.141	82.53	11:50:00.253
5 -	1:21.476 (1)		85.71	11:51:21.729
6 -	1:22.258	0.782	84.90	11:52:43.987
7 -	1:22.074 (3)	0.598	85.09	11:54:06.061
8 -	1:22.373	0.897	84.78	11:55:28.434
9 -	1:21.767 (2)	0.291	85.41	11:56:50.201
10 -	1:25.527	4.051	81.65	11:58:15.728
11 -	1:55.466	33.990	60.48	12:00:11.194
12 -	1:23.794	2.318	83.34	12:01:34.988

P20 91 David FRANKLAND				
LAP	LAP TIME	DIFF	MPH	TIME OF DAY
1 -	1:38.977	16.699	70.56	11:45:49.164
2 -	1:24.231	1.953	82.91	11:47:13.395
3 -	1:24.674	2.396	82.48	11:48:38.069
4 -	1:22.776 (3)	0.498	84.37	11:50:00.845
5 -	1:22.278 (1)		84.88	11:51:23.123
6 -	1:22.866	0.588	84.28	11:52:45.989
7 -	1:22.606 (2)	0.328	84.54	11:54:08.595
8 -	1:23.272	0.994	83.86	11:55:31.867
9 -	1:24.403	2.125	82.74	11:56:56.270
10 -	1:24.465	2.187	82.68	11:58:20.735
11 -	1:52.698	30.420	61.97	12:00:13.433
12 -	1:23.550	1.272	83.59	12:01:36.983

DIFF = Difference To Personal Best Lap

P21 9 Konstantin GUGKAEV				
LAP	LAP TIME	DIFF	MPH	TIME OF DAY
1 -	1:36.155	15.200	72.63	11:45:46.342
2 -	1:23.837	2.882	83.30	11:47:10.179
3 -	1:21.967	1.012	85.20	11:48:32.146
4 -	1:21.172 (3)	0.217	86.03	11:49:53.318
5 -	1:21.035 (2)	0.080	86.18	11:51:14.353
6 -	1:21.189	0.234	86.02	11:52:35.542
7 -	1:20.955 (1)		86.27	11:53:56.497
8 -	1:22.556	1.601	84.59	11:55:19.053
9 -	1:21.876	0.921	85.29	11:56:40.929
10 -	1:21.859	0.904	85.31	11:58:02.788
11 -	2:06.049	45.094	55.40	12:00:08.837
12 -	1:31.099	10.144	76.66	12:01:39.936

P22 22 Oliver BARKER				
LAP	LAP TIME	DIFF	MPH	TIME OF DAY
1 -	1:27.505	8.375	79.81	11:45:37.692
2 -	1:20.462	1.332	86.79	11:46:58.154
3 -	1:19.742	0.612	87.58	11:48:17.896
4 -	1:19.477	0.347	87.87	11:49:37.373
5 -	1:19.139 (2)	0.009	88.24	11:50:56.512
6 -	1:19.141 (3)	0.011	88.24	11:52:15.653
7 -	1:19.554	0.424	87.78	11:53:35.207
8 -	1:20.020	0.890	87.27	11:54:55.227
9 -	1:19.130 (1)		88.25	11:56:14.357
10 -	1:29.842	10.712	77.73	11:57:44.199
11 -	2:13.751	54.621	52.21	11:59:57.950

P23 6 Barry LIVERSIDGE				
LAP	LAP TIME	DIFF	MPH	TIME OF DAY
1 -	1:37.078	15.289	71.94	11:45:47.265
2 -	1:24.184	2.395	82.96	11:47:11.449
3 -	1:23.518	1.729	83.62	11:48:34.967
4 -	1:22.168 (3)	0.379	84.99	11:49:57.135
5 -	1:22.168 (3)	0.379	84.99	11:51:19.303
6 -	1:22.043 (2)	0.254	85.12	11:52:41.346
7 -	1:21.789 (1)		85.39	11:54:03.135
8 -	1:22.378	0.589	84.77	11:55:25.513

P24 31 Rod GOODMAN				
LAP	LAP TIME	DIFF	MPH	TIME OF DAY
1 -	1:37.693	15.879	71.48	11:45:47.880
2 -	1:24.139	2.325	83.00	11:47:12.019
3 -	1:23.473	1.659	83.66	11:48:35.492
4 -	1:22.511	0.697	84.64	11:49:58.003
5 -	1:22.165	0.351	84.99	11:51:20.168
6 -	1:21.906 (2)	0.092	85.26	11:52:42.074
7 -	1:21.814 (1)		85.36	11:54:03.888
8 -	1:21.959 (3)	0.145	85.21	11:55:25.847

P25 57 Brian MURPHY				
LAP	LAP TIME	DIFF	MPH	TIME OF DAY
1 -	1:34.077	13.167	74.23	11:45:44.264
2 -	1:25.290	4.380	81.88	11:47:09.554
3 -	1:21.622	0.712	85.56	11:48:31.176
4 -	1:21.353	0.443	85.84	11:49:52.529
5 -	1:20.981 (2)	0.071	86.24	11:51:13.510
6 -	1:21.187 (3)	0.277	86.02	11:52:34.697
7 -	1:20.910 (1)		86.31	11:53:55.607

Rockingham ISS

Circuit Length = 1.9400 miles

Start: 11:44 Flag 12:01 End: 12:04

Weather / Track : Cloudy / Dry

Radical Challenge

RACE 1 - LAP ANALYSIS

DIFF = Difference To Personal Best Lap

8 - 6:55.742 5:34.832 16.79 12:00:51.349

P26 21 Bradley SMITH				
LAP	LAP TIME	DIFF	MPH	TIME OF DAY
1 -	1:28.036	8.441	79.33	11:45:38.223
2 -	1:20.364	0.769	86.90	11:46:58.587
3 -	1:19.949	0.354	87.35	11:48:18.536
4 -	1:19.595 (1)		87.74	11:49:38.131
5 -	1:19.625 (2)	0.030	87.71	11:50:57.756
6 -	1:19.800	0.205	87.51	11:52:17.556
7 -	1:19.686 (3)	0.091	87.64	11:53:37.242

Radical Challenge

RACE 4 - CLASSIFICATION

POS	NO	CL	PIC NAME	ENTRY	LAPS	TIME	GAP	DIFF	MPH	BEST	ON
1	2	S	1 Jack LANG		15	20:08.392			86.69	1:19.577	7
2	21	S	2 Bradley SMITH		15	20:08.635	0.243	0.243	86.67	1:19.442	7
3	16	S	3 Stuart MALONEY		15	20:20.306	11.914	11.671	85.84	1:20.239	15
4	22	S	4 Oliver BARKER		15	20:21.879	13.487	1.573	85.73	1:20.209	8
5	66*	S	5 Brian CAUDWELL		15	20:23.696	15.304	1.817	85.60	1:19.962	15
6	4	S	6 Dominik JACKSON		15	20:24.653	16.261	0.957	85.54	1:20.418	7
7	15	S	7 Jack MANCHESTER		15	20:26.524	18.132	1.871	85.41	1:20.230	9
8	86	S	8 Mark MALONEY		15	20:32.012	23.620	5.488	85.03	1:20.857	3
9	20	S	9 Mark CRADER		15	20:32.415	24.023	0.403	85.00	1:20.274	9
10	14	S	10 John MACLEOD		15	20:42.267	33.875	9.852	84.32	1:21.302	8
11	88	S	11 Richard BAXTER		15	20:45.774	37.382	3.507	84.09	1:20.842	9
12	52	S	12 Mark RICHARDS		15	20:47.601	39.209	1.827	83.96	1:20.918	8
13	10	S	13 John CAUDWELL		15	20:53.690	45.298	6.089	83.56	1:21.354	9
14	64	T	1 Brian HARVEY		15	20:54.469	46.077	0.779	83.50	1:21.695	5
15	9	S	14 Konstantin GUGKAEV		15	20:58.678	50.286	4.209	83.23	1:21.868	4
16	80	T	2 Peter TYLER		15	21:03.113	54.721	4.435	82.93	1:22.445	7
17	55	T	3 Adrian WATT		15	21:03.241	54.849	0.128	82.92	1:22.624	11
18	31	S	15 Rod GOODMAN		15	21:16.553	1:08.161	13.312	82.06	1:22.766	7
19	6	S	16 Barry LIVERSIDGE		15	21:21.666	1:13.274	5.113	81.73	1:22.165	8
20	91	S	17 David FRANKLAND		15	21:24.728	1:16.336	3.062	81.54	1:23.395	10

NOT CLASSIFIED

DNF	61	S	Kristian JEFFREY		12	17:26.438	3 Laps	3 Laps	80.08	1:22.584	8
DNF	1	S	Steve BURGESS		11	14:52.308	4 Laps	1 Lap	86.09	1:19.978	5
DNF	57	S	Brian MURPHY		3	4:37.620	12 Laps	8 Laps	75.46	1:23.559	2
DNF	28	S	Elliot GOODMAN		1	2:18.935	14 Laps	2 Laps	50.26		
DNF	8	S	Spencer BOURNE		1	2:20.170	14 Laps	1.235	49.82		
DNF	18	S	Sean BYRNE		0						

FASTEST LAP

21	S	Bradley SMITH	7	1:19.442	87.91 mph	141.48 kph
64	T	Brian HARVEY	5	1:21.695	85.48 mph	137.58 kph

*Car 66 - 10 second time penalty, false start.

Weather / Track : Cloudy / Dry

These results are provisional until the conclusion of any judicial and technical matters.

Rockingham ISS

Circuit Length = 1.9400 miles

Start: 14:10 Flag 14:30 End: 14:31

Clerk Of Course :	Timekeeper :
-------------------	--------------

Radical Challenge

RACE 4 - LAP CHART

LAP 1 @ 14:11:54.082			LAP 2 @ 14:13:14.465			LAP 3 @ 14:14:34.262			LAP 4 @ 14:15:53.914			LAP 5 @ 14:17:13.656		
NO	BEHIND	LAP TIME	NO	BEHIND	LAP TIME	NO	BEHIND	LAP TIME	NO	BEHIND	LAP TIME	NO	BEHIND	LAP TIME
2		1:26.457	2		1:20.383	2		1:19.797	2		1:19.652	2		1:19.742
21	0.699	1:27.156	21	0.718	1:20.402	21	0.408	1:19.487	21	0.523	1:19.767	21	0.385	1:19.604
1	1.775	1:28.232	1	2.368	1:20.976	1	3.136	1:20.565	1	3.809	1:20.325	1	4.045	1:19.978
66	2.429	1:28.886	66	3.129	1:21.083	66	3.681	1:20.349	66	4.250	1:20.221	66	4.819	1:20.311
16	3.674	1:30.131	16	4.418	1:21.127	16	5.132	1:20.511	16	5.967	1:20.487	16	6.911	1:20.686
4	5.600	1:32.057	4	6.617	1:21.400	4	7.566	1:20.746	22	9.814	1:21.489	22	10.602	1:20.530
22	6.266	1:32.723	22	7.121	1:21.238	22	7.977	1:20.653	4	10.417	1:22.503	4	11.224	1:20.549
86	7.132	1:33.589	86	8.101	1:21.352	86	9.161	1:20.857	86	11.240	1:21.731	86	12.812	1:21.314
14	8.069	1:34.526	15	9.354	1:21.447	15	9.908	1:20.351	15	11.547	1:21.291	15	13.130	1:21.325
15	8.290	1:34.747	14	11.020	1:23.334	14	13.088	1:21.865	14	15.076	1:21.640	20	16.730	1:21.206
52	8.936	1:35.393	52	11.961	1:23.408	20	13.660	1:21.352	20	15.266	1:21.258	14	17.785	1:22.451
64	9.483	1:35.940	20	12.105	1:22.578	52	14.581	1:22.417	52	16.723	1:21.794	52	18.760	1:21.779
20	9.910	1:36.367	64	13.347	1:24.247	64	15.690	1:22.140	64	18.144	1:22.106	64	20.097	1:21.695
80	10.681	1:37.138	80	13.830	1:23.532	10	16.508	1:22.210	10	18.526	1:21.670	10	20.604	1:21.820
55	10.794	1:37.251	10	14.095	1:23.519	80	17.889	1:23.856	80	21.102	1:22.865	80	24.837	1:23.477
10	10.959	1:37.416	55	14.989	1:24.578	55	18.248	1:23.056	55	21.584	1:22.988	88	25.059	1:22.918
6	11.533	1:37.990	6	15.755	1:24.605	88	18.838	1:22.679	88	21.883	1:22.697	55	25.722	1:23.880
91	11.907	1:38.364	88	15.956	1:24.128	61	19.287	1:22.707	61	22.280	1:22.645	61	26.061	1:23.523
88	12.211	1:38.668	61	16.377	1:22.870	6	20.159	1:24.201	6	23.500	1:22.993	6	26.611	1:22.853
61	13.890	1:40.347	91	17.925	1:26.401	9	21.918	1:23.409	9	24.134	1:21.868	9	26.804	1:22.412
9	14.505	1:40.962	9	18.306	1:24.184	91	21.937	1:23.809	91	27.366	1:25.081	91	31.534	1:23.910
31	15.923	1:42.380	57	21.631	1:23.559	31	26.953	1:24.233	31	30.764	1:23.463	31	34.733	1:23.711
57	18.455	1:44.912	31	22.517	1:26.977	57	30.983	1:29.149 P						
28	52.478	2:18.935 P												
8	53.713	2:20.170 P												

Weather / Track : Cloudy / Dry

Radical Challenge

RACE 4 - LAP CHART

LAP 6 @ 14:18:33.554			LAP 7 @ 14:19:53.131			LAP 8 @ 14:21:13.642			LAP 9 @ 14:22:33.602			LAP 10 @ 14:23:53.583		
NO	BEHIND	LAP TIME	NO	BEHIND	LAP TIME	NO	BEHIND	LAP TIME	NO	BEHIND	LAP TIME	NO	BEHIND	LAP TIME
2		1:19.898	2		1:19.577	2		1:20.511	2		1:19.960	2		1:19.981
21	0.748	1:20.261	21	0.613	1:19.442	21	0.324	1:20.222	21	0.605	1:20.241	21	0.391	1:19.767
1	4.598	1:20.451	1	5.418	1:20.397	1	5.157	1:20.250	1	5.362	1:20.165	1	5.841	1:20.460
66	5.340	1:20.419	66	6.051	1:20.288	66	5.629	1:20.089	66	5.946	1:20.277	66	6.334	1:20.369
16	7.907	1:20.894	16	8.799	1:20.469	16	8.937	1:20.649	16	9.937	1:20.960	16	10.883	1:20.927
22	11.026	1:20.322	22	11.937	1:20.488	22	11.635	1:20.209	22	12.004	1:20.329	22	12.460	1:20.437
4	12.060	1:20.734	4	12.901	1:20.418	4	13.040	1:20.650	4	13.879	1:20.799	4	14.699	1:20.801
86	13.902	1:20.988	86	15.384	1:21.059	15	15.741	1:20.565	15	16.011	1:20.230	15	16.574	1:20.544
15	14.251	1:21.019	15	15.687	1:21.013	86	16.738	1:21.865	86	17.677	1:20.899	86	18.915	1:21.219
20	17.427	1:20.595	20	18.631	1:20.781	20	18.591	1:20.471	20	18.905	1:20.274	20	19.499	1:20.575
14	19.775	1:21.888	14	21.523	1:21.325	14	22.314	1:21.302	14	24.543	1:22.189	52	26.120	1:21.277
52	20.743	1:21.881	52	22.391	1:21.225	52	22.798	1:20.918	52	24.824	1:21.986	14	26.847	1:22.285
64	22.038	1:21.839	10	24.548	1:21.738	10	25.456	1:21.419	10	26.850	1:21.354	10	28.758	1:21.889
10	22.387	1:21.681	64	25.783	1:23.322	64	27.111	1:21.839	64	28.989	1:21.838	64	31.142	1:22.134
88	26.609	1:21.448	88	28.312	1:21.280	88	28.764	1:20.963	88	29.646	1:20.842	88	31.795	1:22.130
80	28.003	1:23.064	80	30.871	1:22.445	80	33.281	1:22.921	80	36.049	1:22.728	80	39.238	1:23.170
55	28.623	1:22.799	6	32.260	1:22.520	6	33.914	1:22.165	6	36.544	1:22.590	6	39.721	1:23.158
6	29.317	1:22.604	55	32.668	1:23.622	55	34.797	1:22.640	55	37.604	1:22.767	9	39.900	1:22.067
61	29.462	1:23.299	61	33.030	1:23.145	61	35.103	1:22.584	9	37.814	1:22.347	55	41.136	1:23.513
9	29.850	1:22.944	9	33.342	1:23.069	9	35.427	1:22.596	61	38.251	1:23.108	61	41.604	1:23.334
91	35.577	1:23.941	91	40.077	1:24.077	91	43.354	1:23.788	91	47.039	1:23.645	91	50.453	1:23.395
31	37.798	1:22.963	31	40.987	1:22.766	31	43.733	1:23.257	31	47.286	1:23.513	31	50.990	1:23.685

Weather / Track : Cloudy / Dry

Results can be found at www.tsl-timing.com

Page 2 of 3

Rockingham ISS

Circuit Length = 1.9400 miles

Start: 14:10 Flag 14:30 End: 14:31

Printed - 14:33 Saturday, 24 June 2017

Radical Challenge

RACE 4 - LAP CHART

LAP 11 @ 14:25:13.671			LAP 12 @ 14:26:33.680			LAP 13 @ 14:27:54.231			LAP 14 @ 14:29:14.687			LAP 15 @ 14:30:36.017		
NO	BEHIND	LAP TIME	NO	BEHIND	LAP TIME	NO	BEHIND	LAP TIME	NO	BEHIND	LAP TIME	NO	BEHIND	LAP TIME
2		1:20.088	2		1:20.009	2		1:20.551	2		1:20.456	2		1:21.330
21	0.332	1:20.029	21	0.531	1:20.208	21	0.286	1:20.306	21	0.732	1:20.902	21	0.243	1:20.841
1	6.262	1:20.509	66	6.993	1:20.268	66	6.785	1:20.343	66	6.672	1:20.343	66	5.304	1:19.962
66	6.734	1:20.488	16	12.270	1:20.725	16	12.374	1:20.655	16	13.005	1:21.087	16	11.914	1:20.239
16	11.554	1:20.759	22	13.444	1:20.407	22	13.368	1:20.475	22	13.740	1:20.828	22	13.487	1:21.077
22	13.046	1:20.674	4	15.853	1:20.790	4	16.089	1:20.787	4	16.823	1:21.190	4	16.261	1:20.768
4	15.072	1:20.461	15	17.507	1:20.485	15	17.549	1:20.593	15	18.557	1:21.464	15	18.132	1:20.905
15	17.031	1:20.545	86	21.840	1:21.510	86	22.171	1:20.882	86	23.211	1:21.496	86	23.620	1:21.739
86	20.339	1:21.512	20	22.239	1:21.172	20	23.121	1:21.433	20	23.810	1:21.145	20	24.023	1:21.543
20	21.076	1:21.665	14	30.571	1:21.755	14	31.807	1:21.787	14	33.099	1:21.748	14	33.875	1:22.106
14	28.825	1:22.066	10	31.541	1:21.467	88	36.237	1:21.629	88	37.370	1:21.589	88	37.382	1:21.342
10	30.083	1:21.413	88	35.159	1:21.093	52	37.089	1:21.683	52	38.561	1:21.928	52	39.209	1:21.978
88	34.075	1:22.368	52	35.957	1:21.416	64	39.506	1:22.872	64	42.440	1:23.390	10	45.298	1:23.781
52	34.550	1:28.518	64	37.185	1:22.590	10	40.602	1:29.612	10	42.847	1:22.701	64	46.077	1:24.967
64	34.604	1:23.550	80	45.232	1:22.959	9	47.043	1:22.107	9	49.634	1:23.047	9	50.286	1:21.982
80	42.282	1:23.132	9	45.487	1:22.131	80	48.666	1:23.985	80	52.104	1:23.894	80	54.721	1:23.947
9	43.365	1:23.553	55	46.379	1:22.716	55	48.805	1:22.977	55	52.340	1:23.991	55	54.849	1:23.839
55	43.672	1:22.624	91	58.140	1:24.206	91	1:02.246	1:24.657	31	1:06.113	1:23.960	31	1:08.161	1:23.378
6	43.817	1:24.184	31	58.683	1:24.418	31	1:02.609	1:24.477	6	1:11.848	1:23.350	6	1:13.274	1:22.756
61	44.133	1:22.617	6	1:04.952	1:41.144	6	1:08.954	1:24.553	91	1:12.621	1:30.831	91	1:16.336	1:25.045
91	53.943	1:23.578	61	1:20.383	1:56.259 P									
31	54.274	1:23.372												

Weather / Track : Cloudy / Dry

Rockingham ISS

Circuit Length = 1.9400 miles

Start: 14:10 Flag 14:30 End: 14:31

Radical Challenge

RACE 4 - LAP ANALYSIS

DIFF = Difference To Personal Best Lap

P1 2 Jack LANG				
LAP	LAP TIME	DIFF	MPH	TIME OF DAY
1 -	1:26.457	6.880	80.77	14:11:54.082
2 -	1:20.383	0.806	86.88	14:13:14.465
3 -	1:19.797	0.220	87.52	14:14:34.262
4 -	1:19.652 (2)	0.075	87.68	14:15:53.914
5 -	1:19.742 (3)	0.165	87.58	14:17:13.656
6 -	1:19.898	0.321	87.41	14:18:33.554
7 -	1:19.577 (1)		87.76	14:19:53.131
8 -	1:20.511	0.934	86.74	14:21:13.642
9 -	1:19.960	0.383	87.34	14:22:33.602
10 -	1:19.981	0.404	87.32	14:23:53.583
11 -	1:20.088	0.511	87.20	14:25:13.671
12 -	1:20.009	0.432	87.29	14:26:33.680
13 -	1:20.551	0.974	86.70	14:27:54.231
14 -	1:20.456	0.879	86.80	14:29:14.687
15 -	1:21.330	1.753	85.87	14:30:36.017

P2 21 Bradley SMITH				
LAP	LAP TIME	DIFF	MPH	TIME OF DAY
1 -	1:27.156	7.714	80.13	14:11:54.781
2 -	1:20.402	0.960	86.86	14:13:15.183
3 -	1:19.487 (2)	0.045	87.86	14:14:34.670
4 -	1:19.767	0.325	87.55	14:15:54.437
5 -	1:19.604 (3)	0.162	87.73	14:17:14.041
6 -	1:20.261	0.819	87.01	14:18:34.302
7 -	1:19.442 (1)		87.91	14:19:53.744
8 -	1:20.222	0.780	87.05	14:21:13.966
9 -	1:20.241	0.799	87.03	14:22:34.207
10 -	1:19.767	0.325	87.55	14:23:53.974
11 -	1:20.029	0.587	87.26	14:25:14.003
12 -	1:20.208	0.766	87.07	14:26:34.211
13 -	1:20.306	0.864	86.96	14:27:54.517
14 -	1:20.902	1.460	86.32	14:29:15.419
15 -	1:20.841	1.399	86.39	14:30:36.260

P3 16 Stuart MALONEY				
LAP	LAP TIME	DIFF	MPH	TIME OF DAY
1 -	1:30.131	9.892	77.48	14:11:57.756
2 -	1:21.127	0.888	86.08	14:13:18.883
3 -	1:20.511	0.272	86.74	14:14:39.394
4 -	1:20.487 (3)	0.248	86.77	14:15:59.881
5 -	1:20.686	0.447	86.55	14:17:20.567
6 -	1:20.894	0.655	86.33	14:18:41.461
7 -	1:20.469 (2)	0.230	86.79	14:20:01.930
8 -	1:20.649	0.410	86.59	14:21:22.579
9 -	1:20.960	0.721	86.26	14:22:43.539
10 -	1:20.927	0.688	86.29	14:24:04.466
11 -	1:20.759	0.520	86.47	14:25:25.225
12 -	1:20.725	0.486	86.51	14:26:45.950
13 -	1:20.655	0.416	86.59	14:28:06.605
14 -	1:21.087	0.848	86.12	14:29:27.692
15 -	1:20.239 (1)		87.03	14:30:47.931

P4 22 Oliver BARKER				
LAP	LAP TIME	DIFF	MPH	TIME OF DAY
1 -	1:32.723	12.514	75.32	14:12:00.348
2 -	1:21.238	1.029	85.96	14:13:21.586
3 -	1:20.653	0.444	86.59	14:14:42.239
4 -	1:21.489	1.280	85.70	14:16:03.728
5 -	1:20.530	0.321	86.72	14:17:24.258

DIFF = Difference To Personal Best Lap

6 -	1:20.322 (2)	0.113	86.95	14:18:44.580
7 -	1:20.488	0.279	86.77	14:20:05.068
8 -	1:20.209 (1)		87.07	14:21:25.277
9 -	1:20.329 (3)	0.120	86.94	14:22:45.606
10 -	1:20.437	0.228	86.82	14:24:06.043
11 -	1:20.674	0.465	86.57	14:25:26.717
12 -	1:20.407	0.198	86.85	14:26:47.124
13 -	1:20.475	0.266	86.78	14:28:07.599
14 -	1:20.828	0.619	86.40	14:29:28.427
15 -	1:21.077	0.868	86.14	14:30:49.504

P5 66 Brian CAUDWELL				
LAP	LAP TIME	DIFF	MPH	TIME OF DAY
1 -	1:28.886	8.924	78.57	14:11:56.511
2 -	1:21.083	1.121	86.13	14:13:17.594
3 -	1:20.349	0.387	86.92	14:14:37.943
4 -	1:20.221 (3)	0.259	87.05	14:15:58.164
5 -	1:20.311	0.349	86.96	14:17:18.475
6 -	1:20.419	0.457	86.84	14:18:38.894
7 -	1:20.288	0.326	86.98	14:19:59.182
8 -	1:20.089 (2)	0.127	87.20	14:21:19.271
9 -	1:20.277	0.315	86.99	14:22:39.548
10 -	1:20.369	0.407	86.89	14:23:59.917
11 -	1:20.488	0.526	86.77	14:25:20.405
12 -	1:20.268	0.306	87.00	14:26:40.673
13 -	1:20.343	0.381	86.92	14:28:01.016
14 -	1:20.343	0.381	86.92	14:29:21.359
15 -	1:19.962 (1)		87.34	14:30:41.321

P6 4 Dominik JACKSON				
LAP	LAP TIME	DIFF	MPH	TIME OF DAY
1 -	1:32.057	11.639	75.86	14:11:59.682
2 -	1:21.400	0.982	85.79	14:13:21.082
3 -	1:20.746	0.328	86.49	14:14:41.828
4 -	1:22.503	2.085	84.65	14:16:04.331
5 -	1:20.549 (3)	0.131	86.70	14:17:24.880
6 -	1:20.734	0.316	86.50	14:18:45.614
7 -	1:20.418 (1)		86.84	14:20:06.032
8 -	1:20.650	0.232	86.59	14:21:26.682
9 -	1:20.799	0.381	86.43	14:22:47.481
10 -	1:20.801	0.383	86.43	14:24:08.282
11 -	1:20.461 (2)	0.043	86.79	14:25:28.743
12 -	1:20.790	0.372	86.44	14:26:49.533
13 -	1:20.787	0.369	86.44	14:28:10.320
14 -	1:21.190	0.772	86.02	14:29:31.510
15 -	1:20.768	0.350	86.46	14:30:52.278

P7 15 Jack MANCHESTER				
LAP	LAP TIME	DIFF	MPH	TIME OF DAY
1 -	1:34.747	14.517	73.71	14:12:02.372
2 -	1:21.447	1.217	85.74	14:13:23.819
3 -	1:20.351 (2)	0.121	86.91	14:14:44.170
4 -	1:21.291	1.061	85.91	14:16:05.461
5 -	1:21.325	1.095	85.87	14:17:26.786
6 -	1:21.019	0.789	86.20	14:18:47.805
7 -	1:21.013	0.783	86.20	14:20:08.818
8 -	1:20.565	0.335	86.68	14:21:29.383
9 -	1:20.230 (1)		87.04	14:22:49.613
10 -	1:20.544	0.314	86.71	14:24:10.157
11 -	1:20.545	0.315	86.70	14:25:30.702
12 -	1:20.485 (3)	0.255	86.77	14:26:51.187
13 -	1:20.593	0.363	86.65	14:28:11.780

Weather / Track : Cloudy / Dry

Rockingham ISS

Circuit Length = 1.9400 miles

Start: 14:10 Flag 14:30 End: 14:31

Radical Challenge

RACE 4 - LAP ANALYSIS

DIFF = Difference To Personal Best Lap

14 -	1:21.464	1.234	85.73	14:29:33.244
15 -	1:20.905	0.675	86.32	14:30:54.149

P8 86 Mark MALONEY				
LAP	LAP TIME	DIFF	MPH	TIME OF DAY
1 -	1:33.589	12.732	74.62	14:12:01.214
2 -	1:21.352	0.495	85.84	14:13:22.566
3 -	1:20.857 (1)		86.37	14:14:43.423
4 -	1:21.731	0.874	85.45	14:16:05.154
5 -	1:21.314	0.457	85.88	14:17:26.468
6 -	1:20.988	0.131	86.23	14:18:47.456
7 -	1:21.059	0.202	86.15	14:20:08.515
8 -	1:21.865	1.008	85.31	14:21:30.380
9 -	1:20.899 (3)	0.042	86.32	14:22:51.279
10 -	1:21.219	0.362	85.98	14:24:12.498
11 -	1:21.512	0.655	85.68	14:25:34.010
12 -	1:21.510	0.653	85.68	14:26:55.520
13 -	1:20.882 (2)	0.025	86.34	14:28:16.402
14 -	1:21.496	0.639	85.69	14:29:37.898
15 -	1:21.739	0.882	85.44	14:30:59.637

P9 20 Mark CRADER				
LAP	LAP TIME	DIFF	MPH	TIME OF DAY
1 -	1:36.367	16.093	72.47	14:12:03.992
2 -	1:22.578	2.304	84.57	14:13:26.570
3 -	1:21.352	1.078	85.84	14:14:47.922
4 -	1:21.258	0.984	85.94	14:16:09.180
5 -	1:21.206	0.932	86.00	14:17:30.386
6 -	1:20.595	0.321	86.65	14:18:50.981
7 -	1:20.781	0.507	86.45	14:20:11.762
8 -	1:20.471 (2)	0.197	86.78	14:21:32.233
9 -	1:20.274 (1)		87.00	14:22:52.507
10 -	1:20.575 (3)	0.301	86.67	14:24:13.082
11 -	1:21.665	1.391	85.52	14:25:34.747
12 -	1:21.172	0.898	86.03	14:26:55.919
13 -	1:21.433	1.159	85.76	14:28:17.352
14 -	1:21.145	0.871	86.06	14:29:38.497
15 -	1:21.543	1.269	85.64	14:31:00.040

P10 14 John MACLEOD				
LAP	LAP TIME	DIFF	MPH	TIME OF DAY
1 -	1:34.526	13.224	73.88	14:12:02.151
2 -	1:23.334	2.032	83.80	14:13:25.485
3 -	1:21.865	0.563	85.31	14:14:47.350
4 -	1:21.640 (3)	0.338	85.54	14:16:08.990
5 -	1:22.451	1.149	84.70	14:17:31.441
6 -	1:21.888	0.586	85.28	14:18:53.329
7 -	1:21.325 (2)	0.023	85.87	14:20:14.654
8 -	1:21.302 (1)		85.90	14:21:35.956
9 -	1:22.189	0.887	84.97	14:22:58.145
10 -	1:22.285	0.983	84.87	14:24:20.430
11 -	1:22.066	0.764	85.10	14:25:42.496
12 -	1:21.755	0.453	85.42	14:27:04.251
13 -	1:21.787	0.485	85.39	14:28:26.038
14 -	1:21.748	0.446	85.43	14:29:47.786
15 -	1:22.106	0.804	85.06	14:31:09.892

P11 88 Richard BAXTER				
LAP	LAP TIME	DIFF	MPH	TIME OF DAY
1 -	1:38.668	17.826	70.78	14:12:06.293
2 -	1:24.128	3.286	83.01	14:13:30.421

DIFF = Difference To Personal Best Lap

3 -	1:22.679	1.837	84.47	14:14:53.100
4 -	1:22.697	1.855	84.45	14:16:15.797
5 -	1:22.918	2.076	84.22	14:17:38.715
6 -	1:21.448	0.606	85.74	14:19:00.163
7 -	1:21.280	0.438	85.92	14:20:21.443
8 -	1:20.963 (2)	0.121	86.26	14:21:42.406
9 -	1:20.842 (1)		86.39	14:23:03.248
10 -	1:22.130	1.288	85.03	14:24:25.378
11 -	1:22.368	1.526	84.79	14:25:47.746
12 -	1:21.093 (3)	0.251	86.12	14:27:08.839
13 -	1:21.629	0.787	85.55	14:28:30.468
14 -	1:21.589	0.747	85.59	14:29:52.057
15 -	1:21.342	0.500	85.85	14:31:13.399

P12 52 Mark RICHARDS				
LAP	LAP TIME	DIFF	MPH	TIME OF DAY
1 -	1:35.393	14.475	73.21	14:12:03.018
2 -	1:23.408	2.490	83.73	14:13:26.426
3 -	1:22.417	1.499	84.73	14:14:48.843
4 -	1:21.794	0.876	85.38	14:16:10.637
5 -	1:21.779	0.861	85.40	14:17:32.416
6 -	1:21.881	0.963	85.29	14:18:54.297
7 -	1:21.225 (2)	0.307	85.98	14:20:15.522
8 -	1:20.918 (1)		86.30	14:21:36.440
9 -	1:21.986	1.068	85.18	14:22:58.426
10 -	1:21.277 (3)	0.359	85.92	14:24:19.703
11 -	1:28.518	7.600	78.89	14:25:48.221
12 -	1:21.416	0.498	85.78	14:27:09.637
13 -	1:21.683	0.765	85.50	14:28:31.320
14 -	1:21.928	1.010	85.24	14:29:53.248
15 -	1:21.978	1.060	85.19	14:31:15.226

P13 10 John CAUDWELL				
LAP	LAP TIME	DIFF	MPH	TIME OF DAY
1 -	1:37.416	16.062	71.69	14:12:05.041
2 -	1:23.519	2.165	83.62	14:13:28.560
3 -	1:22.210	0.856	84.95	14:14:50.770
4 -	1:21.670	0.316	85.51	14:16:12.440
5 -	1:21.820	0.466	85.35	14:17:34.260
6 -	1:21.681	0.327	85.50	14:18:55.941
7 -	1:21.738	0.384	85.44	14:20:17.679
8 -	1:21.419 (3)	0.065	85.77	14:21:39.098
9 -	1:21.354 (1)		85.84	14:23:00.452
10 -	1:21.889	0.535	85.28	14:24:22.341
11 -	1:21.413 (2)	0.059	85.78	14:25:43.754
12 -	1:21.467	0.113	85.72	14:27:05.221
13 -	1:29.612	8.258	77.93	14:28:34.833
14 -	1:22.701	1.347	84.44	14:29:57.534
15 -	1:23.781	2.427	83.36	14:31:21.315

P14 64 Brian HARVEY				
LAP	LAP TIME	DIFF	MPH	TIME OF DAY
1 -	1:35.940	14.245	72.79	14:12:03.565
2 -	1:24.247	2.552	82.89	14:13:27.812
3 -	1:22.140	0.445	85.02	14:14:49.952
4 -	1:22.106	0.411	85.06	14:16:12.058
5 -	1:21.695 (1)		85.48	14:17:33.753
6 -	1:21.839 (3)	0.144	85.33	14:18:55.592
7 -	1:23.322	1.627	83.81	14:20:18.914
8 -	1:21.839 (3)	0.144	85.33	14:21:40.753
9 -	1:21.838 (2)	0.143	85.33	14:23:02.591
10 -	1:22.134	0.439	85.03	14:24:24.725

Rockingham ISS

Circuit Length = 1.9400 miles

Start: 14:10 Flag 14:30 End: 14:31

Weather / Track : Cloudy / Dry

Radical Challenge

RACE 4 - LAP ANALYSIS

DIFF = Difference To Personal Best Lap

11 -	1:23.550	1.855	83.59	14:25:48.275
12 -	1:22.590	0.895	84.56	14:27:10.865
13 -	1:22.872	1.177	84.27	14:28:33.737
14 -	1:23.390	1.695	83.75	14:29:57.127
15 -	1:24.967	3.272	82.19	14:31:22.094

P15 9 Konstantin GUGKAEV

LAP	LAP TIME	DIFF	MPH	TIME OF DAY
1 -	1:40.962	19.094	69.17	14:12:08.587
2 -	1:24.184	2.316	82.96	14:13:32.771
3 -	1:23.409	1.541	83.73	14:14:56.180
4 -	1:21.868 (1)		85.30	14:16:18.048
5 -	1:22.412	0.544	84.74	14:17:40.460
6 -	1:22.944	1.076	84.20	14:19:03.404
7 -	1:23.069	1.201	84.07	14:20:26.473
8 -	1:22.596	0.728	84.55	14:21:49.069
9 -	1:22.347	0.479	84.81	14:23:11.416
10 -	1:22.067 (3)	0.199	85.10	14:24:33.483
11 -	1:23.553	1.685	83.58	14:25:57.036
12 -	1:22.131	0.263	85.03	14:27:19.167
13 -	1:22.107	0.239	85.05	14:28:41.274
14 -	1:23.047	1.179	84.09	14:30:04.321
15 -	1:21.982 (2)	0.114	85.18	14:31:26.303

P16 80 Peter TYLER

LAP	LAP TIME	DIFF	MPH	TIME OF DAY
1 -	1:37.138	14.693	71.89	14:12:04.763
2 -	1:23.532	1.087	83.60	14:13:28.295
3 -	1:23.856	1.411	83.28	14:14:52.151
4 -	1:22.865 (3)	0.420	84.28	14:16:15.016
5 -	1:23.477	1.032	83.66	14:17:38.493
6 -	1:23.064	0.619	84.07	14:19:01.557
7 -	1:22.445 (1)		84.71	14:20:24.002
8 -	1:22.921	0.476	84.22	14:21:46.923
9 -	1:22.728 (2)	0.283	84.42	14:23:09.651
10 -	1:23.170	0.725	83.97	14:24:32.821
11 -	1:23.132	0.687	84.01	14:25:55.953
12 -	1:22.959	0.514	84.18	14:27:18.912
13 -	1:23.985	1.540	83.15	14:28:42.897
14 -	1:23.894	1.449	83.24	14:30:06.791
15 -	1:23.947	1.502	83.19	14:31:30.738

P17 55 Adrian WATT

LAP	LAP TIME	DIFF	MPH	TIME OF DAY
1 -	1:37.251	14.627	71.81	14:12:04.876
2 -	1:24.578	1.954	82.57	14:13:29.454
3 -	1:23.056	0.432	84.08	14:14:52.510
4 -	1:22.988	0.364	84.15	14:16:15.498
5 -	1:23.880	1.256	83.26	14:17:39.378
6 -	1:22.799	0.175	84.34	14:19:02.177
7 -	1:23.622	0.998	83.51	14:20:25.799
8 -	1:22.640 (2)	0.016	84.51	14:21:48.439
9 -	1:22.767	0.143	84.38	14:23:11.206
10 -	1:23.513	0.889	83.62	14:24:34.719
11 -	1:22.624 (1)		84.52	14:25:57.343
12 -	1:22.716 (3)	0.092	84.43	14:27:20.059
13 -	1:22.977	0.353	84.16	14:28:43.036
14 -	1:23.991	1.367	83.15	14:30:07.027
15 -	1:23.839	1.215	83.30	14:31:30.866

DIFF = Difference To Personal Best Lap

P18 31 Rod GOODMAN				
LAP	LAP TIME	DIFF	MPH	TIME OF DAY
1 -	1:42.380	19.614	68.21	14:12:10.005
2 -	1:26.977	4.211	80.29	14:13:36.982
3 -	1:24.233	1.467	82.91	14:15:01.215
4 -	1:23.463	0.697	83.67	14:16:24.678
5 -	1:23.711	0.945	83.42	14:17:48.389
6 -	1:22.963 (2)	0.197	84.18	14:19:11.352
7 -	1:22.766 (1)		84.38	14:20:34.118
8 -	1:23.257 (3)	0.491	83.88	14:21:57.375
9 -	1:23.513	0.747	83.62	14:23:20.888
10 -	1:23.685	0.919	83.45	14:24:44.573
11 -	1:23.372	0.606	83.76	14:26:07.945
12 -	1:24.418	1.652	82.73	14:27:32.363
13 -	1:24.477	1.711	82.67	14:28:56.840
14 -	1:23.960	1.194	83.18	14:30:20.800
15 -	1:23.378	0.612	83.76	14:31:44.178

P19 6 Barry LIVERSIDGE

LAP	LAP TIME	DIFF	MPH	TIME OF DAY
1 -	1:37.990	15.825	71.27	14:12:05.615
2 -	1:24.605	2.440	82.54	14:13:30.220
3 -	1:24.201	2.036	82.94	14:14:54.421
4 -	1:22.993	0.828	84.15	14:16:17.414
5 -	1:22.853	0.688	84.29	14:17:40.267
6 -	1:22.604	0.439	84.54	14:19:02.871
7 -	1:22.520 (2)	0.355	84.63	14:20:25.391
8 -	1:22.165 (1)		84.99	14:21:47.556
9 -	1:22.590 (3)	0.425	84.56	14:23:10.146
10 -	1:23.158	0.993	83.98	14:24:33.304
11 -	1:24.184	2.019	82.96	14:25:57.488
12 -	1:41.144	18.979	69.05	14:27:38.632
13 -	1:24.553	2.388	82.59	14:29:03.185
14 -	1:23.350	1.185	83.79	14:30:26.535
15 -	1:22.756	0.591	84.39	14:31:49.291

P20 91 David FRANKLAND

LAP	LAP TIME	DIFF	MPH	TIME OF DAY
1 -	1:38.364	14.969	71.00	14:12:05.989
2 -	1:26.401	3.006	80.83	14:13:32.390
3 -	1:23.809	0.414	83.33	14:14:56.199
4 -	1:25.081	1.686	82.08	14:16:21.280
5 -	1:23.910	0.515	83.23	14:17:45.190
6 -	1:23.941	0.546	83.20	14:19:09.131
7 -	1:24.077	0.682	83.06	14:20:33.208
8 -	1:23.788	0.393	83.35	14:21:56.996
9 -	1:23.645 (3)	0.250	83.49	14:23:20.641
10 -	1:23.395 (1)		83.74	14:24:44.036
11 -	1:23.578 (2)	0.183	83.56	14:26:07.614
12 -	1:24.206	0.811	82.93	14:27:31.820
13 -	1:24.657	1.262	82.49	14:28:56.477
14 -	1:30.831	7.436	76.89	14:30:27.308
15 -	1:25.045	1.650	82.12	14:31:52.353

P21 61 Kristian JEFFREY

LAP	LAP TIME	DIFF	MPH	TIME OF DAY
1 -	1:40.347	17.763	69.59	14:12:07.972
2 -	1:22.870	0.286	84.27	14:13:30.842
3 -	1:22.707	0.123	84.44	14:14:53.549
4 -	1:22.645 (3)	0.061	84.50	14:16:16.194
5 -	1:23.523	0.939	83.61	14:17:39.717

Rockingham ISS

Circuit Length = 1.9400 miles

Start: 14:10 Flag 14:30 End: 14:31

Weather / Track : Cloudy / Dry

Radical Challenge

RACE 4 - LAP ANALYSIS

DIFF = Difference To Personal Best Lap

6 -	1:23.299	0.715	83.84	14:19:03.016
7 -	1:23.145	0.561	83.99	14:20:26.161
8 -	1:22.584 (1)		84.56	14:21:48.745
9 -	1:23.108	0.524	84.03	14:23:11.853
10 -	1:23.334	0.750	83.80	14:24:35.187
11 -	1:22.617 (2)	0.033	84.53	14:25:57.804
12 -	1:56.259 P	33.675	60.07	14:27:54.063

P22 1 Steve BURGESS

LAP	LAP TIME	DIFF	MPH	TIME OF DAY
1 -	1:28.232	8.254	79.15	14:11:55.857
2 -	1:20.976	0.998	86.24	14:13:16.833
3 -	1:20.565	0.587	86.68	14:14:37.398
4 -	1:20.325	0.347	86.94	14:15:57.723
5 -	1:19.978 (1)		87.32	14:17:17.701
6 -	1:20.451	0.473	86.81	14:18:38.152
7 -	1:20.397	0.419	86.86	14:19:58.549
8 -	1:20.250 (3)	0.272	87.02	14:21:18.799
9 -	1:20.165 (2)	0.187	87.12	14:22:38.964
10 -	1:20.460	0.482	86.80	14:23:59.424
11 -	1:20.509	0.531	86.74	14:25:19.933

P23 57 Brian MURPHY

LAP	LAP TIME	DIFF	MPH	TIME OF DAY
1 -	1:44.912 (2)	21.353	66.56	14:12:12.537
2 -	1:23.559 (1)		83.58	14:13:36.096
3 -	1:29.149 P	5.590	78.34	14:15:05.245

P24 28 Elliot GOODMAN


LAP	LAP TIME	DIFF	MPH	TIME OF DAY
1 -	2:18.935 P		50.26	14:12:46.560

P25 8 Spencer BOURNE

LAP	LAP TIME	DIFF	MPH	TIME OF DAY
1 -	2:20.170 P		49.82	14:12:47.795

Radical Challenge

RACE 8 - GRID (40 minutes)

ROW 13	26	1:22.278 91 David FRANKLAND	25	1:21.814 80 TYLER/GLADDIS
ROW 12	24	1:21.814 31 Rod GOODMAN	23	1:21.789 6 Barry LIVERSIDGE
ROW 11	22	1:21.490 18 Sean BYRNE	21	1:21.476 55 WATT/WATT
ROW 10	20	1:21.136 14 John MACLEOD	19	1:20.955 9 Konstantin GUGKAEV
ROW 9	18	1:20.910 57 Brian MURPHY	17	1:20.897 52 Mark RICHARDS
ROW 8	16	1:20.794 28 Elliot GOODMAN	15	1:20.677 10 John CAUDWELL
ROW 7	14	1:20.554 8 Spencer BOURNE	13	1:20.491 88 Richard BAXTER
ROW 6	12	1:20.418 4 Dominik JACKSON	11	1:20.342 86 Mark MALONEY
ROW 5	10	1:20.274 20 Mark CRADER	9	1:20.255 64 HARVEY/HARVEY
ROW 4	8	1:20.150 15 Jack MANCHESTER	7	1:19.871 61 Kristian JEFFREY
ROW 3	6	1:19.797 16 Stuart MALONEY	5	1:19.653 1 Steve BURGESS
ROW 2	4	1:19.573 66 Brian CAUDWELL	3	1:19.563 2 Jack LANG
ROW 1	2	1:19.442 21 Bradley SMITH	1	1:19.130 22 Oliver BARKER
Pole				
				

Rockingham ISS
Circuit Length = 1.9400 miles

These results are provisional until the conclusion of any judicial and technical matters.

Clerk Of Course :		Timekeeper :	
-------------------	--	--------------	--

Radical Challenge

RACE 8 - CLASSIFICATION

POS	NO	CL	PIC NAME	ENTRY	LAPS	TIME	GAP	DIFF	MPH	BEST	ON
1	1	S	1 Steve BURGESS		27	40:25.595			77.74	1:19.978	21
2	22	S	2 Oliver BARKER		27	40:28.464	2.869	2.869	77.64	1:19.025	22
3	66	S	3 Brian CAUDWELL		27	40:33.298	7.703	4.834	77.49	1:19.614	11
4	2	S	4 Jack LANG		27	40:40.980	15.385	7.682	77.25	1:20.074	9
5	88	S	5 Richard BAXTER		27	40:49.269	23.674	8.289	76.98	1:20.349	20
6	64	T	1 HARVEY/HARVEY		27	41:10.698	45.103	21.429	76.32	1:20.344	13
7	8	S	6 Spencer BOURNE		27	41:11.581	45.986	0.883	76.29	1:21.363	23
8	10	S	7 John CAUDWELL		27	41:12.137	46.542	0.556	76.27	1:20.763	24
9	16	S	8 Stuart MALONEY		27	41:12.917	47.322	0.780	76.25	1:21.001	15
10	80	T	2 TYLER/GLADDIS		27	41:13.080	47.485	0.163	76.24	1:19.269	18
11	61*	S	9 Kristian JEFFREY		27	41:16.802	51.207	3.722	76.13	1:20.301	14
12	4	S	10 Dominik JACKSON		27	41:29.546	1:03.951	12.744	75.74	1:21.922	8
13	9*	S	11 Konstantin GUGKAEV		27	41:33.766	1:08.171	4.220	75.61	1:21.036	17
14	18*	S	12 Sean BYRNE		27	41:37.979	1:12.384	4.213	75.48	1:21.626	16
15	55	T	3 WATT/WATT		27	41:46.957	1:21.362	8.978	75.21	1:22.124	18
16	6*	S	13 Barry LIVERSIDGE		27	42:00.737	1:35.142	13.780	74.80	1:22.346	24
17	91	S	14 David FRANKLAND		26	40:50.890	1 Lap	1 Lap	74.08	1:23.455	19
18	31*	S	15 Rod GOODMAN		26	41:24.812	1 Lap	33.922	73.07	1:22.295	25
19	52	S	16 Mark RICHARDS		26	41:41.598	1 Lap	16.786	72.58	1:21.376	23

NOT CLASSIFIED

DNF	57	S	Brian MURPHY		22	35:54.210	5 Laps	4 Laps	71.32	1:21.271	13
DNF	21	S	Bradley SMITH		21	32:56.088	6 Laps	1 Lap	74.21	1:20.113	9
DNF	14	S	John MACLEOD		12	19:40.173	15 Laps	9 Laps	71.01	1:22.451	11
DNF	86	S	Mark MALONEY		7	12:55.429	20 Laps	5 Laps	63.04	1:23.726	5
DNF	15	S	Jack MANCHESTER		3	5:52.572	24 Laps	4 Laps	59.42	1:27.625	1
DNF	28	S	Elliot GOODMAN		1	2:10.234	26 Laps	2 Laps	53.62		
DNF	20	S	Mark CRADER		0						

FASTEST LAP

22	S	Oliver BARKER	22	1:19.025	88.37 mph	142.22 kph
80	T	TYLER/GLADDIS	18	1:19.269	88.10 mph	141.79 kph

*Car 18 - 5 second time penalty, exceeding track limits.

*Cars 6, 9, 31 & 61 - 30 second time penalty, speeding in the pit lane.

Rockingham ISS

Circuit Length = 1.9400 miles

Start: 16:35 Flag 17:16 End: 17:17

Weather / Track : Cloudy / Dry

These results are provisional until the conclusion of any judicial and technical matters.

Clerk Of Course :		Timekeeper :	
-------------------	--	--------------	--

Radical Challenge

RACE 8 - LAP CHART

LAP 1 @ 16:37:06.805			LAP 2 @ 16:39:19.460			LAP 3 @ 16:41:32.103			LAP 4 @ 16:42:52.378			LAP 5 @ 16:44:54.687		
NO	BEHIND	LAP TIME	NO	BEHIND	LAP TIME	NO	BEHIND	LAP TIME	NO	BEHIND	LAP TIME	NO	BEHIND	LAP TIME
22		1:24.599	22		2:12.655	22		2:12.643	22		1:20.275	22		2:02.309
2	0.572	1:25.171	2	0.787	2:12.870	2	0.838	2:12.694	2	2.422	1:21.859	2	1.243	2:01.130
21	1.299	1:25.898	21	1.713	2:13.069	21	1.182	2:12.112	1	3.737	1:22.264	1	1.714	2:00.286
1	1.636	1:26.235	1	2.306	2:13.325	1	1.748	2:12.085	21	3.873	1:22.966	21	2.543	2:00.979
66	2.126	1:26.725	66	3.294	2:13.823	66	2.273	2:11.622	66	4.084	1:22.086	66	3.277	2:01.502
15	3.026	1:27.625	15	3.859	2:13.488	15	2.675	2:11.459	64	4.513	1:20.905	64	4.078	2:01.874
4	4.190	1:28.789	4	4.585	2:13.050	4	3.505	2:11.563	4	5.426	1:22.196	4	5.045	2:01.928
64	4.521	1:29.120	64	5.135	2:13.269	64	3.883	2:11.391	61	6.442	1:21.826	61	6.085	2:01.952
8	4.593	1:29.192	8	5.732	2:13.794	8	4.700	2:11.611	8	7.479	1:23.054	8	6.488	2:01.318
61	4.836	1:29.435	61	6.722	2:14.541	61	4.891	2:10.812	57	8.161	1:22.566	57	7.162	2:01.310
57	8.136	1:32.735	57	7.951	2:12.470	57	5.870	2:10.562	88	8.696	1:22.226	88	7.742	2:01.355
16	8.280	1:32.879	16	8.758	2:13.133	16	6.097	2:09.982	16	8.990	1:23.168	16	8.232	2:01.551
88	8.645	1:33.244	88	9.423	2:13.433	88	6.745	2:09.965	14	11.153	1:24.119	14	8.701	1:59.857
14	10.112	1:34.711	14	10.198	2:12.741	14	7.309	2:09.754	80	12.095	1:23.965	80	9.619	1:59.833
80	10.675	1:35.274	80	11.068	2:13.048	80	8.405	2:09.980	18	12.644	1:23.784	18	10.714	2:00.379
6	11.287	1:35.886	6	11.463	2:12.831	6	8.840	2:10.020	6	13.355	1:24.790	6	11.267	2:00.221
18	12.951	1:37.550	18	12.598	2:12.302	18	9.135	2:09.180	55	13.670	1:24.207	55	12.065	2:00.704
55	13.853	1:38.452	55	13.326	2:12.128	55	9.738	2:09.055	9	13.729	1:23.071	9	12.531	2:01.111
91	14.121	1:38.720	91	14.217	2:12.751	86	9.909	2:06.613 P	91	16.601	1:25.804	91	13.485	1:59.193
31	14.216	1:38.815	9	14.647	2:12.949	9	10.933	2:08.929	10	16.927	1:24.429	10	14.311	1:59.693
9	14.353	1:38.952	31	15.480	2:13.919	91	11.072	2:09.498	52	17.142	1:24.279	52	14.999	2:00.166
86	15.692	1:40.291	86	15.939	2:12.902	31	12.172	2:09.335	31	18.765	1:26.868	31	15.776	1:59.320
10	19.644	1:44.243	10	16.657	2:09.668	10	12.773	2:08.759	86	1:04.003	2:14.369	86	25.420	1:23.726
52	20.406	1:45.005	52	17.338	2:09.587	52	13.138	2:08.443						
28	45.635	2:10.234 P												

Weather / Track : Cloudy / Dry

Results can be found at www.tsl-timing.com

Page 1 of 6

Rockingham ISS

Circuit Length = 1.9400 miles

Start: 16:35 Flag 17:16 End: 17:17

Printed - 17:18 Saturday, 24 June 2017

Radical Challenge

RACE 8 - LAP CHART

LAP 6 @ 16:46:57.602			LAP 7 @ 16:48:17.578			LAP 8 @ 16:49:37.356			LAP 9 @ 16:50:56.791			LAP 10 @ 16:52:16.220		
NO	BEHIND	LAP TIME	NO	BEHIND	LAP TIME	NO	BEHIND	LAP TIME	NO	BEHIND	LAP TIME	NO	BEHIND	LAP TIME
22		2:02.915	22		1:19.976	22		1:19.778	22		1:19.435	22		1:19.429
2	0.717	2:02.389	2	1.781	1:21.040	2	2.214	1:20.211	2	2.853	1:20.074	2	3.697	1:20.273
1	1.063	2:02.264	1	2.197	1:21.110	1	2.695	1:20.276	1	3.370	1:20.110	1	3.970	1:20.029
21	1.647	2:02.019	21	2.643	1:20.972	21	3.300	1:20.435	21	3.978	1:20.113	66	5.340	1:20.387
66	2.237	2:01.875	66	3.146	1:20.885	66	3.819	1:20.451	66	4.382	1:19.998	21	5.859	1:21.310
64	2.737	2:01.574	64	3.949	1:21.188	64	4.626	1:20.455	64	5.620	1:20.429	64	7.739	1:21.548
4	3.423	2:01.293	4	5.776	1:22.329	4	7.920	1:21.922	61	10.275	1:21.470	61	11.291	1:20.445
61	3.730	2:00.560	61	6.352	1:22.598	61	8.240	1:21.666	4	11.035	1:22.550	4	14.029	1:22.423
8	4.784	2:01.211	8	7.164	1:22.356	8	9.221	1:21.835	8	11.676	1:21.890	8	14.670	1:22.423
57	5.288	2:01.041	57	7.618	1:22.306	57	9.763	1:21.923	88	11.935	1:21.478	88	14.892	1:22.386
88	5.752	2:00.925	88	8.765	1:22.989	88	9.892	1:20.905	57	12.947	1:22.619	16	15.299	1:21.482
16	6.028	2:00.711	16	9.227	1:23.175	16	10.652	1:21.203	16	13.246	1:22.029	57	16.003	1:22.485
14	6.612	2:00.826	14	9.842	1:23.206	18	12.410	1:22.042	18	15.376	1:22.401	18	18.017	1:22.070
80	7.371	2:00.667	18	10.146	1:22.556	14	13.098	1:23.034	14	16.304	1:22.641	9	19.798	1:22.290
18	7.566	1:59.767	80	11.435	1:24.040	80	14.434	1:22.777	9	16.937	1:21.778	14	20.880	1:24.005
6	8.026	1:59.674	55	12.724	1:23.992	9	14.594	1:21.499	80	17.950	1:22.951	80	20.989	1:22.468
55	8.708	1:59.558	9	12.873	1:23.979	55	16.425	1:23.479	55	19.468	1:22.478	10	21.941	1:21.568
9	8.870	1:59.254	6	14.086	1:26.036	10	17.594	1:23.256	10	19.802	1:21.643	55	23.091	1:23.052
91	11.100	2:00.530	10	14.116	1:22.956	52	18.025	1:23.552	52	20.345	1:21.755	6	25.505	1:22.895
10	11.136	1:59.740	52	14.251	1:22.954	6	18.959	1:24.651	6	22.039	1:22.515	52	26.879	1:25.963
52	11.273	1:59.189	91	17.691	1:26.567	91	22.179	1:24.266	91	26.418	1:23.674	31	30.058	1:22.000 P
31	11.932	1:59.071	31	18.262	1:26.306	31	23.156	1:24.672	31	27.487	1:23.766	91	30.635	1:23.646
86	12.852	1:50.347	86	20.057	1:27.181 P									

Weather / Track : Cloudy / Dry

Rockingham ISS

Circuit Length = 1.9400 miles

Start: 16:35 Flag 17:16 End: 17:17

Radical Challenge

RACE 8 - LAP CHART

LAP 11 @ 16:53:35.709			LAP 12 @ 16:54:55.251			LAP 13 @ 16:56:14.939			LAP 14 @ 16:57:34.808			LAP 15 @ 16:58:54.725		
NO	BEHIND	LAP TIME	NO	BEHIND	LAP TIME	NO	BEHIND	LAP TIME	NO	BEHIND	LAP TIME	NO	BEHIND	LAP TIME
22		1:19.489	22		1:19.542	22		1:19.688	22		1:19.869	22		1:19.917
2	4.505	1:20.297	21	4.133	1:16.673 P	1	2.324	1:16.286 P	2	5.221	1:19.353 P	66	3.951	1:16.664 P
1	4.901	1:20.420	2	5.125	1:20.162	2	5.737	1:20.300	66	7.204	1:20.352	64	10.087	1:18.471 P
66	5.465	1:19.614	1	5.726	1:20.367	66	6.721	1:20.134	64	11.533	1:20.777	18	1 Lap	2:31.199
21	7.002	1:20.632	66	6.275	1:20.352	64	10.625	1:20.344	16	1 Lap	2:35.967	8	1 Lap	2:33.445
64	8.719	1:20.469	52	1 Lap	2:18.599 P	88	19.188	1:20.496	21	1 Lap	2:49.539	21	1 Lap	1:21.071
61	12.653	1:20.851	64	9.969	1:20.792	8	20.777	1:19.711 P	4	1 Lap	2:40.065	16	1 Lap	1:22.374
4	17.168	1:22.628	61	11.441	1:18.330 P	18	22.194	1:18.659 P	6	1 Lap	2:30.247	4	1 Lap	1:22.422
88	17.264	1:21.861	4	16.436	1:18.810 P	57	23.448	1:21.271	88	19.786	1:20.467	10	1 Lap	2:30.688
8	17.688	1:22.507	16	17.334	1:18.911 P	9	26.368	1:22.215	57	24.964	1:21.385	88	21.600	1:21.731
16	17.965	1:22.155	88	18.380	1:20.658	10	28.924	1:19.898 P	9	26.438	1:19.939 P	6	1 Lap	1:22.762
57	18.635	1:22.121	8	20.754	1:22.608	55	31.288	1:21.574 P	80	1 Lap	2:49.524	55	1 Lap	2:33.135
18	20.630	1:22.102	57	21.865	1:22.772	91	43.856	1:22.504 P	52	2 Laps	3:14.202	57	26.403	1:21.356
9	21.976	1:21.667	18	23.223	1:22.135	31	59.645	1:21.071 P	1	1:08.601	2:26.146	80	1 Lap	1:21.210
14	23.842	1:22.451	9	23.841	1:21.407	61	1:17.872	2:26.119	61	1:18.304	1:20.301	91	1 Lap	2:34.551
80	24.568	1:23.068	80	25.913	1:20.887 P							52	2 Laps	1:22.682
10	24.938	1:22.486	14	27.128	1:22.828							31	1 Lap	2:44.067
55	26.038	1:22.436	6	28.088	1:19.039 P							1	1:08.669	1:19.985
6	28.591	1:22.575	10	28.714	1:23.318									
91	35.878	1:24.732	55	29.402	1:22.906									
31	54.574	1:44.005	91	41.040	1:24.704									
			31	58.262	1:23.230									

Weather / Track : Cloudy / Dry

Rockingham ISS

Circuit Length = 1.9400 miles

Start: 16:35 Flag 17:16 End: 17:17

Radical Challenge

RACE 8 - LAP CHART

LAP 16 @ 17:00:10.897			LAP 17 @ 17:01:54.830			LAP 18 @ 17:04:04.243			LAP 19 @ 17:05:24.289			LAP 20 @ 17:06:44.389		
NO	BEHIND	LAP TIME	NO	BEHIND	LAP TIME	NO	BEHIND	LAP TIME	NO	BEHIND	LAP TIME	NO	BEHIND	LAP TIME
22		1:16.172 P	88		1:17.635 P	1		1:20.155	1		1:20.046	1		1:20.100
2	1 Lap	2:31.388	10	1 Lap	1:21.232	66	3.696	1:20.232	66	3.632	1:19.982	66	3.648	1:20.116
61	1 Lap	1:20.318	4	1 Lap	1:22.625	31	1 Lap	1:23.608	31	1 Lap	1:23.351	22	7.872	1:19.242
9	1 Lap	2:26.827	6	1 Lap	1:22.529	22	9.367	1:20.903	22	8.730	1:19.409	2	11.611	1:20.796
18	1 Lap	1:22.010	55	1 Lap	1:22.231	2	10.454	1:22.290	2	10.915	1:20.507	31	1 Lap	1:25.192
8	1 Lap	1:21.937	80	1 Lap	1:19.603	61	11.056	1:20.703	61	12.040	1:21.030	61	13.458	1:21.518
21	1 Lap	1:21.425	91	1 Lap	1:25.089	88	19.668	2:29.081	88	20.585	1:20.963	88	20.834	1:20.349
16	1 Lap	1:21.001	52	2 Laps	1:24.151	9	28.412	1:21.824	9	29.823	1:21.457	9	30.872	1:21.149
10	1 Lap	1:21.064	1	49.258	1:20.537	64	30.453	1:21.850	64	31.790	1:21.383	21	33.504	1:20.738
4	1 Lap	1:22.675	31	1 Lap	1:23.901	21	32.129	1:21.916	21	32.866	1:20.783	64	33.546	1:21.856
88	26.298	1:20.870	66	52.877	1:20.226	18	32.691	1:22.914	8	36.039	1:22.782	8	37.474	1:21.535
6	1 Lap	1:22.730	2	57.577	1:20.410	8	33.303	1:21.883	16	36.746	1:23.015	16	38.223	1:21.577
55	1 Lap	1:22.132	22	57.877	2:41.810	16	33.777	1:22.055	10	38.715	1:23.659	10	39.829	1:21.214
57	32.225	1:21.994	61	59.766	1:20.467	10	35.102	1:21.128	4	42.455	1:22.362	4	44.856	1:22.501
80	1 Lap	1:19.872	9	1:16.001	1:21.036	4	40.139	1:22.309	57	1 Lap	2:29.649	57	1 Lap	1:22.027
91	1 Lap	1:25.975	64	1:18.016	1:23.193	6	43.175	1:22.680	18	45.753	1:33.108	18	47.616	1:21.963
52	2 Laps	1:21.853	18	1:19.190	1:22.052	55	43.793	1:22.124	6	46.210	1:23.081	80	47.787	1:21.323
31	1 Lap	1:22.759	21	1:19.626	1:21.526	80	45.914	1:19.269	80	46.564	1:20.696	6	49.475	1:23.365
1	1:12.654	1:20.157	8	1:20.833	1:22.858	52	1 Lap	1:22.722	55	47.284	1:23.537	55	49.805	1:22.621
66	1:16.584	2:28.805	16	1:21.135	1:22.464	91	1:09.616	1:24.721	52	1 Lap	1:21.536	52	1 Lap	1:21.386
2	1:21.100	1:20.580	10	1:23.387	1:21.370				91	1:13.025	1:23.455	91	1:16.805	1:23.880
61	1:23.232	1:20.699	4	1:27.243	1:22.599									
64	1:38.756	2:44.841	6	1:29.908	1:23.131									
9	1:38.898	1:21.722	55	1:31.082	1:22.187									
18	1:41.071	1:21.626	80	1:36.058	1:19.515									
8	1:41.908	1:21.707	57	1:45.056	2:56.764 P									
21	1:42.033	1:21.511	52	1 Lap	1:21.625									
16	1:42.604	1:21.574	91	1:54.308	1:24.728									

Weather / Track : Cloudy / Dry

Rockingham ISS

Circuit Length = 1.9400 miles

Start: 16:35 Flag 17:16 End: 17:17

Radical Challenge

RACE 8 - LAP CHART

LAP 21 @ 17:08:04.367			LAP 22 @ 17:09:24.632			LAP 23 @ 17:10:44.808			LAP 24 @ 17:12:05.410			LAP 25 @ 17:13:26.063		
NO	BEHIND	LAP TIME	NO	BEHIND	LAP TIME	NO	BEHIND	LAP TIME	NO	BEHIND	LAP TIME	NO	BEHIND	LAP TIME
1		1:19.978	1		1:20.265	1		1:20.176	1		1:20.602	1		1:20.653
66	4.378	1:20.708	91	1 Lap	1:25.253	66	6.483	1:21.702	66	7.228	1:21.347	22	5.880	1:19.173
22	7.060	1:19.166	66	4.957	1:20.844	22	6.795	1:21.151	22	7.360	1:21.167	66	7.518	1:20.943
2	12.329	1:20.696	22	5.820	1:19.025	91	1 Lap	1:26.637	91	1 Lap	1:24.946	2	14.809	1:21.605
61	14.655	1:21.175	2	12.962	1:20.898	2	13.605	1:20.819	2	13.857	1:20.854	91	1 Lap	1:25.265
31	1 Lap	1:23.645	61	15.571	1:21.181	61	16.841	1:21.446	61	17.528	1:21.289	61	18.116	1:21.241
88	21.518	1:20.662	31	1 Lap	1:23.042	31	1 Lap	1:22.324	88	23.524	1:21.316	88	23.876	1:21.005
9	31.953	1:21.059	88	22.375	1:21.122	88	22.810	1:20.611	31	1 Lap	1:23.322	31	1 Lap	1:22.550
21	33.927	1:20.401 P	9	33.059	1:21.371	9	35.475	1:22.592	9	36.318	1:21.445	9	36.911	1:21.246
64	36.096	1:22.528	64	38.244	1:22.413	64	40.389	1:22.321	64	41.610	1:21.823	64	42.757	1:21.800
8	39.148	1:21.652	8	40.990	1:22.107	8	42.177	1:21.363	8	42.998	1:21.423	8	43.956	1:21.611
16	39.541	1:21.296	16	41.269	1:21.993	16	42.572	1:21.479	16	43.389	1:21.419	16	44.193	1:21.457
10	41.476	1:21.625	10	43.020	1:21.809	10	43.935	1:21.091	10	44.096	1:20.763	10	44.767	1:21.324
4	47.054	1:22.176	80	49.080	1:21.081	80	48.532	1:19.628	80	47.439	1:19.509	80	46.234	1:19.448
80	48.264	1:20.455	57	1 Lap	1:21.321	57	1 Lap	1:21.367	4	57.929	1:22.132	4	1:00.706	1:23.430
57	1 Lap	1:22.166	4	53.928	1:27.139	4	56.399	1:22.647	6	58.819	1:22.346	6	1:01.211	1:23.045
6	51.923	1:22.426	6	54.270	1:22.612	6	57.075	1:22.981	55	59.196	1:22.324	55	1:01.601	1:23.058
55	52.591	1:22.764	55	54.989	1:22.663	55	57.474	1:22.661	18	1:02.891	1:22.298	18	1:04.459	1:22.221
18	57.369	1:29.731	18	59.482	1:22.378	18	1:01.195	1:21.889	52	1 Lap	1:21.376	52	1 Lap	1:21.620
52	1 Lap	1:21.921	52	1 Lap	1:21.824	52	1 Lap	1:22.047						

Weather / Track : Cloudy / Dry

Rockingham ISS

Circuit Length = 1.9400 miles

Start: 16:35 Flag 17:16 End: 17:17

Radical Challenge

RACE 8 - LAP CHART

LAP 26 @ 17:14:46.917			LAP 27 @ 17:16:07.801		
NO	BEHIND	LAP TIME	NO	BEHIND	LAP TIME
1		1:20.854	1		1:20.884
22	4.355	1:19.329	22	2.869	1:19.398
66	7.503	1:20.839	66	7.703	1:21.084
2	15.048	1:21.093	2	15.385	1:21.221
61	20.459	1:23.197	61	21.207	1:21.632
91	1 Lap	1:24.103	88	23.674	1:20.943
88	23.615	1:20.593	91	1 Lap	1:25.698
31	1 Lap	1:22.295	31	1 Lap	1:22.378
9	37.573	1:21.516	9	38.171	1:21.482
64	44.048	1:22.145	64	45.103	1:21.939
8	45.507	1:22.405	8	45.986	1:21.363
16	46.042	1:22.703	10	46.542	1:21.113
10	46.313	1:22.400	16	47.322	1:22.164
80	46.554	1:21.174	80	47.485	1:21.815
4	1:02.709	1:22.857	4	1:03.951	1:22.126
6	1:03.668	1:23.311	6	1:05.142	1:22.358
55	1:03.824	1:23.077	18	1:07.384	1:22.415
18	1:05.853	1:22.248	52	1 Lap	1:21.413
52	1 Lap	1:21.748	55	1:21.362	1:38.422

Weather / Track : Cloudy / Dry

Results can be found at www.tsl-timing.com

Page 6 of 6

Rockingham ISS

Circuit Length = 1.9400 miles

Start: 16:35 Flag 17:16 End: 17:17

Printed - 17:18 Saturday, 24 June 2017

Radical Challenge

RACE 8 - LAP ANALYSIS

DIFF = Difference To Personal Best Lap

P1 1 Steve BURGESS				
LAP	LAP TIME	DIFF	MPH	TIME OF DAY
1 -	1:26.235	6.257	80.98	16:37:08.441
2 -	2:13.325	53.347	52.38	16:39:21.766
3 -	2:12.085	52.107	52.87	16:41:33.851
4 -	1:22.264	2.286	84.89	16:42:56.115
5 -	2:00.286	40.308	58.06	16:44:56.401
6 -	2:02.264	42.286	57.12	16:46:58.665
7 -	1:21.110	1.132	86.10	16:48:19.775
8 -	1:20.276	0.298	86.99	16:49:40.051
9 -	1:20.110	0.132	87.18	16:51:00.161
10 -	1:20.029 (3)	0.051	87.26	16:52:20.190
11 -	1:20.420	0.442	86.84	16:53:40.610
12 -	1:20.367	0.389	86.90	16:55:00.977
13 -	1:16.286 P		91.55	16:56:17.263
14 -	2:26.146	1:06.168	47.78	16:58:43.409
15 -	1:19.985 (2)	0.007	87.31	17:00:03.394
16 -	1:20.157	0.179	87.12	17:01:23.551
17 -	1:20.537	0.559	86.71	17:02:44.088
18 -	1:20.155	0.177	87.13	17:04:04.243
19 -	1:20.046	0.068	87.24	17:05:24.289
20 -	1:20.100	0.122	87.19	17:06:44.389
21 -	1:19.978 (1)		87.32	17:08:04.367
22 -	1:20.265	0.287	87.01	17:09:24.632
23 -	1:20.176	0.198	87.10	17:10:44.808
24 -	1:20.602	0.624	86.64	17:12:05.410
25 -	1:20.653	0.675	86.59	17:13:26.063
26 -	1:20.854	0.876	86.37	17:14:46.917
27 -	1:20.884	0.906	86.34	17:16:07.801

P2 22 Oliver BARKER				
LAP	LAP TIME	DIFF	MPH	TIME OF DAY
1 -	1:24.599	5.574	82.55	16:37:06.805
2 -	2:12.655	53.630	52.64	16:39:19.460
3 -	2:12.643	53.618	52.65	16:41:32.103
4 -	1:20.275	1.250	87.00	16:42:52.378
5 -	2:02.309	43.284	57.10	16:44:54.687
6 -	2:02.915	43.890	56.81	16:46:57.602
7 -	1:19.976	0.951	87.32	16:48:17.578
8 -	1:19.778	0.753	87.54	16:49:37.356
9 -	1:19.435	0.410	87.92	16:50:56.791
10 -	1:19.429	0.404	87.92	16:52:16.220
11 -	1:19.489	0.464	87.86	16:53:35.709
12 -	1:19.542	0.517	87.80	16:54:55.251
13 -	1:19.688	0.663	87.64	16:56:14.939
14 -	1:19.869	0.844	87.44	16:57:34.808
15 -	1:19.917	0.892	87.39	16:58:54.725
16 -	1:16.172 P		91.68	17:00:10.897
17 -	2:41.810	1:22.785	43.16	17:02:52.707
18 -	1:20.903	1.878	86.32	17:04:13.610
19 -	1:19.409	0.384	87.94	17:05:33.019
20 -	1:19.242	0.217	88.13	17:06:52.261
21 -	1:19.166 (2)	0.141	88.21	17:08:11.427
22 -	1:19.025 (1)		88.37	17:09:30.452
23 -	1:21.151	2.126	86.06	17:10:51.603
24 -	1:21.167	2.142	86.04	17:12:12.770
25 -	1:19.173 (3)	0.148	88.21	17:13:31.943
26 -	1:19.329	0.304	88.03	17:14:51.272
27 -	1:19.398	0.373	87.96	17:16:10.670

P3 66 Brian CAUDWELL				
LAP	LAP TIME	DIFF	MPH	TIME OF DAY
1 -	1:29.435	9.134	78.09	16:37:11.641
2 -	2:14.541	54.240	51.90	16:39:26.182
3 -	2:10.812	50.511	53.38	16:41:36.994

DIFF = Difference To Personal Best Lap

1 -	1:26.725	7.111	80.53	16:37:08.931
2 -	2:13.823	54.209	52.18	16:39:22.754
3 -	2:11.622	52.008	53.06	16:41:34.376
4 -	1:22.086	2.472	85.08	16:42:56.462
5 -	2:01.502	41.888	57.48	16:44:57.964
6 -	2:01.875	42.261	57.30	16:46:59.839
7 -	1:20.885	1.271	86.34	16:48:20.724
8 -	1:20.451	0.837	86.81	16:49:41.175
9 -	1:19.998 (3)	0.384	87.30	16:51:01.173
10 -	1:20.387	0.773	86.87	16:52:21.560
11 -	1:19.614 (1)		87.72	16:53:41.174
12 -	1:20.352	0.738	86.91	16:55:01.526
13 -	1:20.134	0.520	87.15	16:56:21.660
14 -	1:20.352	0.738	86.91	16:57:42.012
15 -	1:16.664 P		91.09	16:58:58.676
16 -	2:28.805	1:09.191	46.93	17:01:27.481
17 -	1:20.226	0.612	87.05	17:02:47.707
18 -	1:20.232	0.618	87.04	17:04:07.939
19 -	1:19.982 (2)	0.368	87.31	17:05:27.921
20 -	1:20.116	0.502	87.17	17:06:48.037
21 -	1:20.708	1.094	86.53	17:08:08.745
22 -	1:20.844	1.230	86.38	17:09:29.589
23 -	1:21.702	2.088	85.48	17:10:51.291
24 -	1:21.347	1.733	85.85	17:12:12.638
25 -	1:20.943	1.329	86.28	17:13:33.581
26 -	1:20.839	1.225	86.39	17:14:54.420
27 -	1:21.084	1.470	86.13	17:16:15.504

P4 2 Jack LANG				
LAP	LAP TIME	DIFF	MPH	TIME OF DAY
1 -	1:25.171	5.097	81.99	16:37:07.377
2 -	2:12.870	52.796	52.56	16:39:20.247
3 -	2:12.694	52.620	52.63	16:41:32.941
4 -	1:21.859	1.785	85.31	16:42:54.800
5 -	2:01.130	41.056	57.65	16:44:55.930
6 -	2:02.389	42.315	57.06	16:46:58.319
7 -	1:21.040	0.966	86.17	16:48:19.359
8 -	1:20.211 (3)	0.137	87.07	16:49:39.570
9 -	1:20.074 (1)		87.21	16:50:59.644
10 -	1:20.273	0.199	87.00	16:52:19.917
11 -	1:20.297	0.223	86.97	16:53:40.214
12 -	1:20.162 (2)	0.088	87.12	16:55:00.376
13 -	1:20.300	0.226	86.97	16:56:20.676
14 -	1:19.353 P		88.01	16:57:40.029
15 -	2:31.388	1:11.314	46.13	17:00:11.417
16 -	1:20.580	0.506	86.67	17:01:31.997
17 -	1:20.410	0.336	86.85	17:02:52.407
18 -	1:22.290	2.216	84.87	17:04:14.697
19 -	1:20.507	0.433	86.75	17:05:35.204
20 -	1:20.796	0.722	86.43	17:06:56.000
21 -	1:20.696	0.622	86.54	17:08:16.696
22 -	1:20.898	0.824	86.33	17:09:37.594
23 -	1:20.819	0.745	86.41	17:10:58.413
24 -	1:20.854	0.780	86.37	17:12:19.267
25 -	1:21.605	1.531	85.58	17:13:40.872
26 -	1:21.093	1.019	86.12	17:15:01.965
27 -	1:21.221	1.147	85.98	17:16:23.186

P5 61 Kristian JEFFREY				
LAP	LAP TIME	DIFF	MPH	TIME OF DAY
1 -	1:29.435	9.134	78.09	16:37:11.641
2 -	2:14.541	54.240	51.90	16:39:26.182
3 -	2:10.812	50.511	53.38	16:41:36.994

Rockingham ISS

Circuit Length = 1.9400 miles

Start: 16:35 Flag 17:16 End: 17:17

Weather / Track : Cloudy / Dry

Radical Challenge

RACE 8 - LAP ANALYSIS

DIFF = Difference To Personal Best Lap

4 -	1:21.826	1.525	85.35	16:42:58.820
5 -	2:01.952	41.651	57.26	16:45:00.772
6 -	2:00.560	40.259	57.92	16:47:01.332
7 -	1:22.598	2.297	84.55	16:48:23.930
8 -	1:21.666	1.365	85.51	16:49:45.596
9 -	1:21.470	1.169	85.72	16:51:07.066
10 -	1:20.445 (3)	0.144	86.81	16:52:27.511
11 -	1:20.851	0.550	86.38	16:53:48.362
12 -	1:18.330 P		89.16	16:55:06.692
13 -	2:26.119	1:05.818	47.79	16:57:32.811
14 -	1:20.301 (1)		86.97	16:58:53.112
15 -	1:20.318 (2)	0.017	86.95	17:00:13.430
16 -	1:20.699	0.398	86.54	17:01:34.129
17 -	1:20.467	0.166	86.79	17:02:54.596
18 -	1:20.703	0.402	86.53	17:04:15.299
19 -	1:21.030	0.729	86.19	17:05:36.329
20 -	1:21.518	1.217	85.67	17:06:57.847
21 -	1:21.175	0.874	86.03	17:08:19.022
22 -	1:21.181	0.880	86.02	17:09:40.203
23 -	1:21.446	1.145	85.75	17:11:01.649
24 -	1:21.289	0.988	85.91	17:12:22.938
25 -	1:21.241	0.940	85.96	17:13:44.179
26 -	1:23.197	2.896	83.94	17:15:07.376
27 -	1:21.632	1.331	85.55	17:16:29.008

P6 88 Richard BAXTER

LAP	LAP TIME	DIFF	MPH	TIME OF DAY
1 -	1:33.244	12.895	74.90	16:37:15.450
2 -	2:13.433	53.084	52.34	16:39:28.883
3 -	2:09.965	49.616	53.73	16:41:38.848
4 -	1:22.226	1.877	84.93	16:43:01.074
5 -	2:01.355	41.006	57.55	16:45:02.429
6 -	2:00.925	40.576	57.75	16:47:03.354
7 -	1:22.989	2.640	84.15	16:48:26.343
8 -	1:20.905	0.556	86.32	16:49:47.248
9 -	1:21.478	1.129	85.71	16:51:08.726
10 -	1:22.386	2.037	84.77	16:52:31.112
11 -	1:21.861	1.512	85.31	16:53:52.973
12 -	1:20.658	0.309	86.58	16:55:13.631
13 -	1:20.496 (3)	0.147	86.76	16:56:34.127
14 -	1:20.467 (2)	0.118	86.79	16:57:54.594
15 -	1:21.731	1.382	85.45	16:59:16.325
16 -	1:20.870	0.521	86.36	17:00:37.195
17 -	1:17.635 P		89.95	17:01:54.830
18 -	2:29.081	1:08.732	46.84	17:04:23.911
19 -	1:20.963	0.614	86.26	17:05:44.874
20 -	1:20.349 (1)		86.92	17:07:05.223
21 -	1:20.662	0.313	86.58	17:08:25.885
22 -	1:21.122	0.773	86.09	17:09:47.007
23 -	1:20.611	0.262	86.63	17:11:07.618
24 -	1:21.316	0.967	85.88	17:12:28.934
25 -	1:21.005	0.656	86.21	17:13:49.939
26 -	1:20.593	0.244	86.65	17:15:10.532
27 -	1:20.943	0.594	86.28	17:16:31.475

P7 9 Konstantin GUGKAEV

LAP	LAP TIME	DIFF	MPH	TIME OF DAY
1 -	1:38.952	17.916	70.57	16:37:21.158
2 -	2:12.949	51.913	52.53	16:39:34.107
3 -	2:08.929	47.893	54.16	16:41:43.036
4 -	1:23.071	2.035	84.07	16:43:06.107
5 -	2:01.111	40.075	57.66	16:45:07.218
6 -	1:59.254	38.218	58.56	16:47:06.472

DIFF = Difference To Personal Best Lap

7 -	1:23.979	2.943	83.16	16:48:30.451
8 -	1:21.499	0.463	85.69	16:49:51.950
9 -	1:21.778	0.742	85.40	16:51:13.728
10 -	1:22.290	1.254	84.87	16:52:36.018
11 -	1:21.667	0.631	85.51	16:53:57.685
12 -	1:21.407	0.371	85.79	16:55:19.092
13 -	1:22.215	1.179	84.94	16:56:41.307
14 -	1:19.939 P		87.36	16:58:01.246
15 -	2:26.827	1:05.791	47.56	17:00:28.073
16 -	1:21.722	0.686	85.46	17:01:49.795
17 -	1:21.036 (1)		86.18	17:03:10.831
18 -	1:21.824	0.788	85.35	17:04:32.655
19 -	1:21.457	0.421	85.73	17:05:54.112
20 -	1:21.149 (3)	0.113	86.06	17:07:15.261
21 -	1:21.059 (2)	0.023	86.15	17:08:36.320
22 -	1:21.371	0.335	85.82	17:09:57.691
23 -	1:22.592	1.556	84.56	17:11:20.283
24 -	1:21.445	0.409	85.75	17:12:41.728
25 -	1:21.246	0.210	85.96	17:14:02.974
26 -	1:21.516	0.480	85.67	17:15:24.490
27 -	1:21.482	0.446	85.71	17:16:45.972

P8 64 HARVEY/HARVEY

LAP	LAP TIME	DIFF	MPH	TIME OF DAY
1 -	1:29.120	8.776	78.36	16:37:11.326
2 -	2:13.269	52.925	52.40	16:39:24.595
3 -	2:11.391	51.047	53.15	16:41:35.986
4 -	1:20.905	0.561	86.32	16:42:56.891
5 -	2:01.874	41.530	57.30	16:44:58.765
6 -	2:01.574	41.230	57.44	16:47:00.339
7 -	1:21.188	0.844	86.02	16:48:21.527
8 -	1:20.455 (3)	0.111	86.80	16:49:41.982
9 -	1:20.429 (2)	0.085	86.83	16:51:02.411
10 -	1:21.548	1.204	85.64	16:52:23.959
11 -	1:20.469	0.125	86.79	16:53:44.428
12 -	1:20.792	0.448	86.44	16:55:05.220
13 -	1:20.344 (1)		86.92	16:56:25.564
14 -	1:20.777	0.433	86.46	16:57:46.341
15 -	1:18.471 P		89.00	16:59:04.812
16 -	2:44.841	1:24.497	42.36	17:01:49.653
17 -	1:23.193	2.849	83.94	17:03:12.846
18 -	1:21.850	1.506	85.32	17:04:34.696
19 -	1:21.383	1.039	85.81	17:05:56.079
20 -	1:21.856	1.512	85.32	17:07:17.935
21 -	1:22.528	2.184	84.62	17:08:40.463
22 -	1:22.413	2.069	84.74	17:10:02.876
23 -	1:22.321	1.977	84.83	17:11:25.197
24 -	1:21.823	1.479	85.35	17:12:47.020
25 -	1:21.800	1.456	85.37	17:14:08.820
26 -	1:22.145	1.801	85.02	17:15:30.965
27 -	1:21.939	1.595	85.23	17:16:52.904

P9 8 Spencer BOURNE

LAP	LAP TIME	DIFF	MPH	TIME OF DAY
1 -	1:29.192	7.829	78.30	16:37:11.398
2 -	2:13.794	52.431	52.19	16:39:25.192
3 -	2:11.611	50.248	53.06	16:41:36.803
4 -	1:23.054	1.691	84.08	16:42:59.857
5 -	2:01.318	39.955	57.56	16:45:01.175
6 -	2:01.211	39.848	57.61	16:47:02.386
7 -	1:22.356	0.993	84.80	16:48:24.742
8 -	1:21.835	0.472	85.34	16:49:46.577
9 -	1:21.890	0.527	85.28	16:51:08.467

Rockingham ISS

Circuit Length = 1.9400 miles

Start: 16:35 Flag 17:16 End: 17:17

Weather / Track : Cloudy / Dry

Radical Challenge

RACE 8 - LAP ANALYSIS

DIFF = Difference To Personal Best Lap

10 -	1:22.423	1.060	84.73	16:52:30.890
11 -	1:22.507	1.144	84.64	16:53:53.397
12 -	1:22.608	1.245	84.54	16:55:16.005
13 -	1:19.711	P	87.61	16:56:35.716
14 -	2:33.445	1:12.082	45.51	16:59:09.161
15 -	1:21.937	0.574	85.23	17:00:31.098
16 -	1:21.707	0.344	85.47	17:01:52.805
17 -	1:22.858	1.495	84.28	17:03:15.663
18 -	1:21.883	0.520	85.29	17:04:37.546
19 -	1:22.782	1.419	84.36	17:06:00.328
20 -	1:21.535	0.172	85.65	17:07:21.863
21 -	1:21.652	0.289	85.53	17:08:43.515
22 -	1:22.107	0.744	85.05	17:10:05.622
23 -	1:21.363 (1)		85.83	17:11:26.985
24 -	1:21.423	(3) 0.060	85.77	17:12:48.408
25 -	1:21.611	0.248	85.57	17:14:10.019
26 -	1:22.405	1.042	84.75	17:15:32.424
27 -	1:21.363 (1)		85.83	17:16:53.787

P10 10 John CAUDWELL

LAP	LAP TIME	DIFF	MPH	TIME OF DAY
1 -	1:44.243	23.480	66.99	16:37:26.449
2 -	2:09.668	48.905	53.86	16:39:36.117
3 -	2:08.759	47.996	54.24	16:41:44.876
4 -	1:24.429	3.666	82.72	16:43:09.305
5 -	1:59.693	38.930	58.34	16:45:08.998
6 -	1:59.740	38.977	58.32	16:47:08.738
7 -	1:22.956	2.193	84.18	16:48:31.694
8 -	1:23.256	2.493	83.88	16:49:54.950
9 -	1:21.643	0.880	85.54	16:51:16.593
10 -	1:21.568	0.805	85.62	16:52:38.161
11 -	1:22.486	1.723	84.66	16:54:00.647
12 -	1:23.318	2.555	83.82	16:55:23.965
13 -	1:19.898	P	87.41	16:56:43.863
14 -	2:30.688	1:09.925	46.34	16:59:14.551
15 -	1:21.064	(2) 0.301	86.15	17:00:35.615
16 -	1:21.232	0.469	85.97	17:01:56.847
17 -	1:21.370	0.607	85.83	17:03:18.217
18 -	1:21.128	0.365	86.08	17:04:39.345
19 -	1:23.659	2.896	83.48	17:06:03.004
20 -	1:21.214	0.451	85.99	17:07:24.218
21 -	1:21.625	0.862	85.56	17:08:45.843
22 -	1:21.809	1.046	85.36	17:10:07.652
23 -	1:21.091	(3) 0.328	86.12	17:11:28.743
24 -	1:20.763 (1)		86.47	17:12:49.506
25 -	1:21.324	0.561	85.87	17:14:10.830
26 -	1:22.400	1.637	84.75	17:15:33.230
27 -	1:21.113	0.350	86.10	17:16:54.343

P11 16 Stuart MALONEY

LAP	LAP TIME	DIFF	MPH	TIME OF DAY
1 -	1:32.879	11.878	75.19	16:37:15.085
2 -	2:13.133	52.132	52.45	16:39:28.218
3 -	2:09.982	48.981	53.73	16:41:38.200
4 -	1:23.168	2.167	83.97	16:43:01.368
5 -	2:01.551	40.550	57.45	16:45:02.919
6 -	2:00.711	39.710	57.85	16:47:03.630
7 -	1:23.175	2.174	83.96	16:48:26.805
8 -	1:21.203	(2) 0.202	86.00	16:49:48.008
9 -	1:22.029	1.028	85.14	16:51:10.037
10 -	1:21.482	0.481	85.71	16:52:31.519
11 -	1:22.155	1.154	85.01	16:53:53.674
12 -	1:18.911	P	88.50	16:55:12.585

DIFF = Difference To Personal Best Lap

13 -	2:35.967	1:14.966	44.77	16:57:48.552
14 -	1:22.374	1.373	84.78	16:59:10.926
15 -	1:21.001 (1)		86.22	17:00:31.927
16 -	1:21.574	0.573	85.61	17:01:53.501
17 -	1:22.464	1.463	84.69	17:03:15.965
18 -	1:22.055	1.054	85.11	17:04:38.020
19 -	1:23.015	2.014	84.12	17:06:01.035
20 -	1:21.577	0.576	85.61	17:07:22.612
21 -	1:21.296	(3) 0.295	85.90	17:08:43.908
22 -	1:21.993	0.992	85.17	17:10:05.901
23 -	1:21.479	0.478	85.71	17:11:27.380
24 -	1:21.419	0.418	85.77	17:12:48.799
25 -	1:21.457	0.456	85.73	17:14:10.256
26 -	1:22.703	1.702	84.44	17:15:32.959
27 -	1:22.164	1.163	85.00	17:16:55.123

P12 80 TYLER/GLADDIS

LAP	LAP TIME	DIFF	MPH	TIME OF DAY
1 -	1:35.274	16.005	73.30	16:37:17.480
2 -	2:13.048	53.779	52.49	16:39:30.528
3 -	2:09.980	50.711	53.73	16:41:40.508
4 -	1:23.965	4.696	83.17	16:43:04.473
5 -	1:59.833	40.564	58.28	16:45:04.306
6 -	2:00.667	41.398	57.87	16:47:04.973
7 -	1:24.040	4.771	83.10	16:48:29.013
8 -	1:22.777	3.508	84.37	16:49:51.790
9 -	1:22.951	3.682	84.19	16:51:14.741
10 -	1:22.468	3.199	84.68	16:52:37.209
11 -	1:23.068	3.799	84.07	16:54:00.277
12 -	1:20.887	P 1.618	86.34	16:55:21.164
13 -	2:49.524	1:30.255	41.19	16:58:10.688
14 -	1:21.210	1.941	85.99	16:59:31.898
15 -	1:19.872	0.603	87.43	17:00:51.770
16 -	1:19.603	0.334	87.73	17:02:11.373
17 -	1:19.515	0.246	87.83	17:03:30.888
18 -	1:19.269 (1)		88.10	17:04:50.157
19 -	1:20.696	1.427	86.54	17:06:10.853
20 -	1:21.323	2.054	85.87	17:07:32.176
21 -	1:20.455	1.186	86.80	17:08:52.631
22 -	1:21.081	1.812	86.13	17:10:13.712
23 -	1:19.628	0.359	87.70	17:11:33.340
24 -	1:19.509	(3) 0.240	87.83	17:12:52.849
25 -	1:19.448	(2) 0.179	87.90	17:14:12.297
26 -	1:21.174	1.905	86.03	17:15:33.471
27 -	1:21.815	2.546	85.36	17:16:55.286

P13 4 Dominik JACKSON

LAP	LAP TIME	DIFF	MPH	TIME OF DAY
1 -	1:28.789	6.867	78.65	16:37:10.995
2 -	2:13.050	51.128	52.49	16:39:24.045
3 -	2:11.563	49.641	53.08	16:41:35.608
4 -	1:22.196	0.274	84.96	16:42:57.804
5 -	2:01.928	40.006	57.27	16:44:59.732
6 -	2:01.293	39.371	57.57	16:47:01.025
7 -	1:22.329	0.407	84.83	16:48:23.354
8 -	1:21.922 (1)		85.25	16:49:45.276
9 -	1:22.550	0.628	84.60	16:51:07.826
10 -	1:22.423	0.501	84.73	16:52:30.249
11 -	1:22.628	0.706	84.52	16:53:52.877
12 -	1:18.810	P	88.61	16:55:11.687
13 -	2:40.065	1:18.143	43.63	16:57:51.752
14 -	1:22.422	0.500	84.73	16:59:14.174
15 -	1:22.675	0.753	84.47	17:00:36.849

Weather / Track : Cloudy / Dry

Rockingham ISS

Circuit Length = 1.9400 miles

Start: 16:35 Flag 17:16 End: 17:17

Radical Challenge

RACE 8 - LAP ANALYSIS

DIFF = Difference To Personal Best Lap

16 -	1:22.625	0.703	84.52	17:01:59.474
17 -	1:22.599	0.677	84.55	17:03:22.073
18 -	1:22.309	0.387	84.85	17:04:44.382
19 -	1:22.362	0.440	84.79	17:06:06.744
20 -	1:22.501	0.579	84.65	17:07:29.245
21 -	1:22.176	0.254	84.98	17:08:51.421
22 -	1:27.139	5.217	80.14	17:10:18.560
23 -	1:22.647	0.725	84.50	17:11:41.207
24 -	1:22.132 (3)	0.210	85.03	17:13:03.339
25 -	1:23.430	1.508	83.71	17:14:26.769
26 -	1:22.857	0.935	84.28	17:15:49.626
27 -	1:22.126 (2)	0.204	85.04	17:17:11.752

P14 6 Barry LIVERSIDGE

LAP	LAP TIME	DIFF	MPH	TIME OF DAY
1 -	1:35.886	13.540	72.83	16:37:18.092
2 -	2:12.831	50.485	52.57	16:39:30.923
3 -	2:10.020	47.674	53.71	16:41:40.943
4 -	1:24.790	2.444	82.36	16:43:05.733
5 -	2:00.221	37.875	58.09	16:45:05.954
6 -	1:59.674	37.328	58.35	16:47:05.628
7 -	1:26.036	3.690	81.17	16:48:31.664
8 -	1:24.651	2.305	82.50	16:49:56.315
9 -	1:22.515	0.169	84.63	16:51:18.830
10 -	1:22.895	0.549	84.25	16:52:41.725
11 -	1:22.575	0.229	84.57	16:54:04.300
12 -	1:19.039 P		88.36	16:55:23.339
13 -	2:30.247	1:07.901	46.48	16:57:53.586
14 -	1:22.762	0.416	84.38	16:59:16.348
15 -	1:22.730	0.384	84.41	17:00:39.078
16 -	1:22.529	0.183	84.62	17:02:01.607
17 -	1:23.131	0.785	84.01	17:03:24.738
18 -	1:22.680	0.334	84.47	17:04:47.418
19 -	1:23.081	0.735	84.06	17:06:10.499
20 -	1:23.365	1.019	83.77	17:07:33.864
21 -	1:22.426 (3)	0.080	84.73	17:08:56.290
22 -	1:22.612	0.266	84.53	17:10:18.902
23 -	1:22.981	0.635	84.16	17:11:41.883
24 -	1:22.346 (1)		84.81	17:13:04.229
25 -	1:23.045	0.699	84.09	17:14:27.274
26 -	1:23.311	0.965	83.83	17:15:50.585
27 -	1:22.358 (2)	0.012	84.80	17:17:12.943

P15 18 Sean BYRNE

LAP	LAP TIME	DIFF	MPH	TIME OF DAY
1 -	1:37.550	15.924	71.59	16:37:19.756
2 -	2:12.302	50.676	52.78	16:39:32.058
3 -	2:09.180	47.554	54.06	16:41:41.238
4 -	1:23.784	2.158	83.35	16:43:05.022
5 -	2:00.379	38.753	58.01	16:45:05.401
6 -	1:59.767	38.141	58.31	16:47:05.168
7 -	1:22.556	0.930	84.59	16:48:27.724
8 -	1:22.042	0.416	85.12	16:49:49.766
9 -	1:22.401	0.775	84.75	16:51:12.167
10 -	1:22.070	0.444	85.09	16:52:34.237
11 -	1:22.102	0.476	85.06	16:53:56.339
12 -	1:22.135	0.509	85.03	16:55:18.474
13 -	1:18.659 P		88.78	16:56:37.133
14 -	2:31.199	1:09.573	46.19	16:59:08.332
15 -	1:22.010	0.384	85.16	17:00:30.342
16 -	1:21.626 (1)		85.56	17:01:51.968
17 -	1:22.052	0.426	85.11	17:03:14.020
18 -	1:22.914	1.288	84.23	17:04:36.934

DIFF = Difference To Personal Best Lap

19 -	1:33.108	11.482	75.00	17:06:10.042
20 -	1:21.963 (3)	0.337	85.20	17:07:32.005
21 -	1:29.731	8.105	77.83	17:09:01.736
22 -	1:22.378	0.752	84.77	17:10:24.114
23 -	1:21.889 (2)	0.263	85.28	17:11:46.003
24 -	1:22.298	0.672	84.86	17:13:08.301
25 -	1:22.221	0.595	84.94	17:14:30.522
26 -	1:22.248	0.622	84.91	17:15:52.770
27 -	1:22.415	0.789	84.74	17:17:15.185

P16 55 WATT/WATT

LAP	LAP TIME	DIFF	MPH	TIME OF DAY
1 -	1:38.452	16.328	70.93	16:37:20.658
2 -	2:12.128	50.004	52.85	16:39:32.786
3 -	2:09.055	46.931	54.11	16:41:41.841
4 -	1:24.207	2.083	82.93	16:43:06.048
5 -	2:00.704	38.580	57.86	16:45:06.752
6 -	1:59.558	37.434	58.41	16:47:06.310
7 -	1:23.992	1.868	83.15	16:48:30.302
8 -	1:23.479	1.355	83.66	16:49:53.781
9 -	1:22.478	0.354	84.67	16:51:16.259
10 -	1:23.052	0.928	84.09	16:52:39.311
11 -	1:22.436	0.312	84.72	16:54:01.747
12 -	1:22.906	0.782	84.23	16:55:24.653
13 -	1:21.574 P		85.61	16:56:46.227
14 -	2:33.135	1:11.011	45.60	16:59:19.362
15 -	1:22.132 (2)	0.008	85.03	17:00:41.494
16 -	1:22.231	0.107	84.93	17:02:03.725
17 -	1:22.187 (3)	0.063	84.97	17:03:25.912
18 -	1:22.124 (1)		85.04	17:04:48.036
19 -	1:23.537	1.413	83.60	17:06:11.573
20 -	1:22.621	0.497	84.53	17:07:34.194
21 -	1:22.764	0.640	84.38	17:08:56.958
22 -	1:22.663	0.539	84.48	17:10:19.621
23 -	1:22.661	0.537	84.48	17:11:42.282
24 -	1:22.324	0.200	84.83	17:13:04.606
25 -	1:23.058	0.934	84.08	17:14:27.664
26 -	1:23.077	0.953	84.06	17:15:50.741
27 -	1:38.422	16.298	70.95	17:17:29.163

P17 91 David FRANKLAND

LAP	LAP TIME	DIFF	MPH	TIME OF DAY
1 -	1:38.720	15.265	70.74	16:37:20.926
2 -	2:12.751	49.296	52.60	16:39:33.677
3 -	2:09.498	46.043	53.93	16:41:43.175
4 -	1:25.804	2.349	81.39	16:43:08.979
5 -	1:59.193	35.738	58.59	16:45:08.172
6 -	2:00.530	37.075	57.94	16:47:08.702
7 -	1:26.567	3.112	80.67	16:48:35.269
8 -	1:24.266	0.811	82.88	16:49:59.535
9 -	1:23.674 (3)	0.219	83.46	16:51:23.209
10 -	1:23.646 (2)	0.191	83.49	16:52:46.855
11 -	1:24.732	1.277	82.42	16:54:11.587
12 -	1:24.704	1.249	82.45	16:55:36.291
13 -	1:22.504 P		84.65	16:56:58.795
14 -	2:34.551	1:11.096	45.18	16:59:33.346
15 -	1:25.975	2.520	81.23	17:00:59.321
16 -	1:25.089	1.634	82.07	17:02:24.410
17 -	1:24.728	1.273	82.42	17:03:49.138
18 -	1:24.721	1.266	82.43	17:05:13.859
19 -	1:23.455 (1)		83.68	17:06:37.314
20 -	1:23.880	0.425	83.26	17:08:01.194
21 -	1:25.253	1.798	81.92	17:09:26.447

Weather / Track : Cloudy / Dry

Rockingham ISS

Circuit Length = 1.9400 miles

Start: 16:35 Flag 17:16 End: 17:17

Radical Challenge

RACE 8 - LAP ANALYSIS

DIFF = Difference To Personal Best Lap

22 -	1:26.637	3.182	80.61	17:10:53.084
23 -	1:24.946	1.491	82.21	17:12:18.030
24 -	1:25.265	1.810	81.90	17:13:43.295
25 -	1:24.103	0.648	83.04	17:15:07.398
26 -	1:25.698	2.243	81.49	17:16:33.096

P18 31 Rod GOODMAN

LAP	LAP TIME	DIFF	MPH	TIME OF DAY
1 -	1:38.815	16.520	70.67	16:37:21.021
2 -	2:13.919	51.624	52.15	16:39:34.940
3 -	2:09.335	47.040	53.99	16:41:44.275
4 -	1:26.868	4.573	80.39	16:43:11.143
5 -	1:59.320	37.025	58.53	16:45:10.463
6 -	1:59.071	36.776	58.65	16:47:09.534
7 -	1:26.306	4.011	80.92	16:48:35.840
8 -	1:24.672	2.377	82.48	16:50:00.512
9 -	1:23.766	1.471	83.37	16:51:24.278
10 -	1:22.000 P		85.17	16:52:46.278
11 -	1:44.005	21.710	67.15	16:54:30.283
12 -	1:23.230	0.935	83.91	16:55:53.513
13 -	1:21.071 P		86.14	16:57:14.584
14 -	2:44.067	1:21.772	42.56	16:59:58.651
15 -	1:22.759	0.464	84.38	17:01:21.410
16 -	1:23.901	1.606	83.24	17:02:45.311
17 -	1:23.608	1.313	83.53	17:04:08.919
18 -	1:23.351	1.056	83.79	17:05:32.270
19 -	1:25.192	2.897	81.97	17:06:57.462
20 -	1:23.645	1.350	83.49	17:08:21.107
21 -	1:23.042	0.747	84.10	17:09:44.149
22 -	1:22.324 (2)	0.029	84.83	17:11:06.473
23 -	1:23.322	1.027	83.81	17:12:29.795
24 -	1:22.550	0.255	84.60	17:13:52.345
25 -	1:22.295 (1)		84.86	17:15:14.640
26 -	1:22.378 (3)	0.083	84.77	17:16:37.018

P19 52 Mark RICHARDS

LAP	LAP TIME	DIFF	MPH	TIME OF DAY
1 -	1:45.005	23.629	66.51	16:37:27.211
2 -	2:09.587	48.211	53.89	16:39:36.798
3 -	2:08.443	47.067	54.37	16:41:45.241
4 -	1:24.279	2.903	82.86	16:43:09.520
5 -	2:00.166	38.790	58.11	16:45:09.686
6 -	1:59.189	37.813	58.59	16:47:08.875
7 -	1:22.954	1.578	84.19	16:48:31.829
8 -	1:23.552	2.176	83.58	16:49:55.381
9 -	1:21.755	0.379	85.42	16:51:17.136
10 -	1:25.963	4.587	81.24	16:52:43.099
11 -	2:18.599 P	57.223	50.38	16:55:01.698
12 -	3:14.202	1:52.826	35.96	16:58:15.900
13 -	1:22.682	1.306	84.46	16:59:38.582
14 -	1:21.853	0.477	85.32	17:01:00.435
15 -	1:24.151	2.775	82.99	17:02:24.586
16 -	1:21.625	0.249	85.56	17:03:46.211
17 -	1:22.722	1.346	84.42	17:05:08.933
18 -	1:21.536	0.160	85.65	17:06:30.469
19 -	1:21.386 (2)	0.010	85.81	17:07:51.855
20 -	1:21.921	0.545	85.25	17:09:13.776
21 -	1:21.824	0.448	85.35	17:10:35.600
22 -	1:22.047	0.671	85.12	17:11:57.647
23 -	1:21.376 (1)		85.82	17:13:19.023
24 -	1:21.620	0.244	85.56	17:14:40.643
25 -	1:21.748	0.372	85.43	17:16:02.391
26 -	1:21.413 (3)	0.037	85.78	17:17:23.804

DIFF = Difference To Personal Best Lap

P20 57 Brian MURPHY				
LAP	LAP TIME	DIFF	MPH	TIME OF DAY
1 -	1:32.735	11.464	75.31	16:37:14.941
2 -	2:12.470	51.199	52.72	16:39:27.411
3 -	2:10.562	49.291	53.49	16:41:37.973
4 -	1:22.566	1.295	84.58	16:43:00.539
5 -	2:01.310	40.039	57.57	16:45:01.849
6 -	2:01.041	39.770	57.69	16:47:02.890
7 -	1:22.306	1.035	84.85	16:48:25.196
8 -	1:21.923	0.652	85.25	16:49:47.119
9 -	1:22.619	1.348	84.53	16:51:09.738
10 -	1:22.485	1.214	84.66	16:52:32.223
11 -	1:22.121	0.850	85.04	16:53:54.344
12 -	1:22.772	1.501	84.37	16:55:17.116
13 -	1:21.271 (1)		85.93	16:56:38.387
14 -	1:21.385	0.114	85.81	16:57:59.772
15 -	1:21.356 (3)	0.085	85.84	16:59:21.128
16 -	1:21.994	0.723	85.17	17:00:43.122
17 -	2:56.764 P	1:35.493	39.51	17:03:39.886
18 -	2:29.649	1:08.378	46.66	17:06:09.535
19 -	1:22.027	0.756	85.14	17:07:31.562
20 -	1:22.166	0.895	84.99	17:08:53.728
21 -	1:21.321 (2)	0.050	85.88	17:10:15.049
22 -	1:21.367	0.096	85.83	17:11:36.416

P21 21 Bradley SMITH

LAP	LAP TIME	DIFF	MPH	TIME OF DAY
1 -	1:25.898	5.785	81.30	16:37:08.104
2 -	2:13.069	52.956	52.48	16:39:21.173
3 -	2:12.112	51.999	52.86	16:41:33.285
4 -	1:22.966	2.853	84.17	16:42:56.251
5 -	2:00.979	40.866	57.72	16:44:57.230
6 -	2:02.019	41.906	57.23	16:46:59.249
7 -	1:20.972	0.859	86.25	16:48:20.221
8 -	1:20.435 (2)	0.322	86.82	16:49:40.656
9 -	1:20.113 (1)		87.17	16:51:00.769
10 -	1:21.310	1.197	85.89	16:52:22.079
11 -	1:20.632 (3)	0.519	86.61	16:53:42.711
12 -	1:16.673 P		91.08	16:54:59.384
13 -	2:49.539	1:29.426	41.19	16:57:48.923
14 -	1:21.071	0.958	86.14	16:59:09.994
15 -	1:21.425	1.312	85.77	17:00:31.419
16 -	1:21.511	1.398	85.68	17:01:52.930
17 -	1:21.526	1.413	85.66	17:03:14.456
18 -	1:21.916	1.803	85.25	17:04:36.372
19 -	1:20.783	0.670	86.45	17:05:57.155
20 -	1:20.738	0.625	86.50	17:07:17.893
21 -	1:20.401 P	0.288	86.86	17:08:38.294

P22 14 John MACLEOD

LAP	LAP TIME	DIFF	MPH	TIME OF DAY
1 -	1:34.711	12.260	73.74	16:37:16.917
2 -	2:12.741	50.290	52.61	16:39:29.658
3 -	2:09.754	47.303	53.82	16:41:39.412
4 -	1:24.119	1.668	83.02	16:43:03.531
5 -	1:59.857	37.406	58.26	16:45:03.388
6 -	2:00.826	38.375	57.80	16:47:04.214
7 -	1:23.206	0.755	83.93	16:48:27.420
8 -	1:23.034	0.583	84.11	16:49:50.454
9 -	1:22.641 (2)	0.190	84.51	16:51:13.095
10 -	1:24.005	1.554	83.13	16:52:37.100

Rockingham ISS

Circuit Length = 1.9400 miles

Start: 16:35 Flag 17:16 End: 17:17

Weather / Track : Cloudy / Dry

Radical Challenge

RACE 8 - LAP ANALYSIS

DIFF = Difference To Personal Best Lap

11 - 1:22.451 (1) **84.70** 16:53:59.551
12 - 1:22.828 (3) 0.377 84.31 16:55:22.379

P23 86 Mark MALONEY				
LAP	LAP TIME	DIFF	MPH	TIME OF DAY
1 -	1:40.291 (2)	16.565	69.63	16:37:22.497
2 -	2:12.902	49.176	52.54	16:39:35.399
3 -	2:06.613 P	42.887	55.16	16:41:42.012
4 -	2:14.369	50.643	51.97	16:43:56.381
5 -	1:23.726 (1)		83.41	16:45:20.107
6 -	1:50.347 (3)	26.621	63.29	16:47:10.454
7 -	1:27.181 P	3.455	80.10	16:48:37.635

P24 15 Jack MANCHESTER				
LAP	LAP TIME	DIFF	MPH	TIME OF DAY
1 -	1:27.625 (1)		79.70	16:37:09.831
2 -	2:13.488 (3)	45.863	52.31	16:39:23.319
3 -	2:11.459 (2)	43.834	53.12	16:41:34.778

P25 28 Elliot GOODMAN				
LAP	LAP TIME	DIFF	MPH	TIME OF DAY
1 -	2:10.234 P		53.62	16:37:52.440