



Radical SR1 Cup

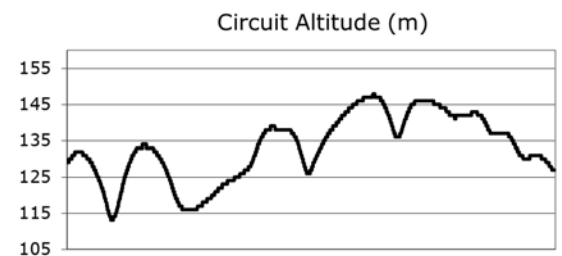
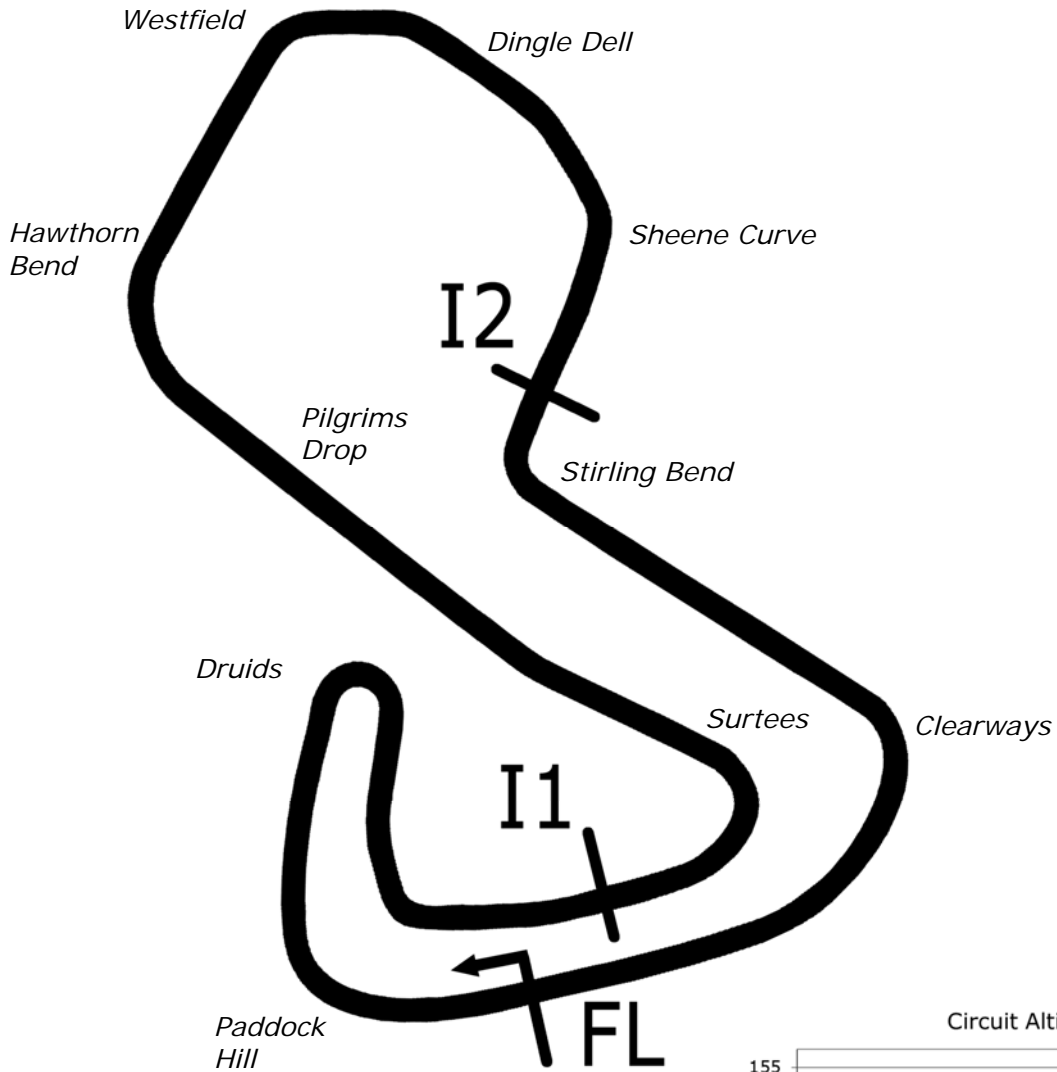
Brands Hatch GP Circuit

20th / 21st May 2017



Results Provided by Timing Solutions Ltd
www.tsl-timing.com

Brands Hatch GP



Length	2.4332 miles	3916.0 m	
FL		51.36032 N	0.26032 E
I1	1116m	51.35934 N	0.25955 E
I2	2928m	51.35532 N	0.26250 E
Pit Entry	3646m	51.35911 N	0.25743 E
Pit Exit	26m after FL	51.36027 N	0.26078 E
Pit Entry-Pit Exit 277m, 16.6s @60kph, 12.4s @80kph			

All results available at www.tsl-timing.com

Radical SR1 Cup

QUALIFYING - RACE 9 - CLASSIFICATION

POS	NO	NAME	ENTRY	TIME	ON	LAPS	GAP	DIFF	MPH
1	3	Jerome DE SADELEER	Radical SR1	1:36.329	10	12			90.93
2	12	Rob ELLICE	Radical SR1	1:37.414	9	12	1.085	1.085	89.92
3	88	Richard BAXTER	Radical SR1	1:37.737	2	12	1.408	0.323	89.62
4	56	Rob COURTNEIDGE	Radical SR1	1:37.843	10	11	1.514	0.106	89.52
5	10	David THOMPSON	Radical SR1	1:38.260	11	12	1.931	0.417	89.14
6	51	Andrew RITCHIE	Radical SR1	1:38.467	5	10	2.138	0.207	88.96
7	48	Andy CHITTENDEN	Radical SR1	1:38.479	11	11	2.150	0.012	88.95
8	22	James PINKERTON	Radical SR1	1:39.182	10	11	2.853	0.703	88.32
9	95	David TAGG	Radical SR1	1:48.692	10	11	12.363	9.510	80.59
10	5	Peter DEVLIN	Radical SR1	1:48.812	11	11	12.483	0.120	80.50
11	71	Nigel PAINE	Radical SR1	1:49.995	8	10	13.666	1.183	79.63

Weather / Track : Bright / Dry

These results are provisional until the conclusion of any judicial and technical matters.

Brands Hatch GP

Circuit Length = 2.4332 miles

Start: 18:01 Flag 18:21 End: 18:23

Clerk Of Course :

Timekeeper :

Radical SR1 Cup

QUALIFYING - RACE 14 - 2ND FASTEST CLASSIFICATION

POS	NO	NAME	ENTRY	TIME	ON	LAPS	GAP	DIFF	MPH
1	3	Jerome DE SADELEER	Radical SR1	1:36.594	12	12			90.68
2	12	Rob ELLICE	Radical SR1	1:37.710	10	12	1.116	1.116	89.65
3	56	Rob COURTNEIDGE	Radical SR1	1:37.955	11	11	1.361	0.245	89.42
4	88	Richard BAXTER	Radical SR1	1:38.216	9	12	1.622	0.261	89.18
5	10	David THOMPSON	Radical SR1	1:38.462	12	12	1.868	0.246	88.96
6	51	Andrew RITCHIE	Radical SR1	1:38.959	9	10	2.365	0.497	88.51
7	48	Andy CHITTENDEN	Radical SR1	1:38.966	5	11	2.372	0.007	88.51
8	22	James PINKERTON	Radical SR1	1:39.269	11	11	2.675	0.303	88.24
9	5	Peter DEVLIN	Radical SR1	1:48.897	4	11	12.303	9.628	80.44
10	95	David TAGG	Radical SR1	1:49.148	11	11	12.554	0.251	80.25
11	71	Nigel PAINE	Radical SR1	1:50.724	9	10	14.130	1.576	79.11

Weather / Track : Bright / Dry

These results are provisional until the conclusion of any judicial and technical matters.

Brands Hatch GP

Circuit Length = 2.4332 miles

Start: 18:01 Flag 18:21 End: 18:23

Clerk Of Course :

Timekeeper :

Radical SR1 Cup

QUALIFYING - RACE 9 & 14 - BEST SECTORS

SECTOR 1			SECTOR 2			SECTOR 3			IDEAL / BEST COMPARISON						
POS	NO	NAME	TIME	NO	NAME	TIME	NO	NAME	TIME	POS	NO	NAME	IDEAL	BEST	DIFF
													PERFECT LAP	1:36.063	
1	88	BAXTER	30.220	3	DE SADELEER	43.049	3	DE SADELEER	22.794	1	3	DE SADELEER	1:36.329	1:36.329	0.000
2	56	COURTNEIDGE	30.449	12	ELLICE	43.409	12	ELLICE	23.191	2	12	ELLICE	1:37.081	1:37.414	0.333
3	12	ELLICE	30.481	48	CHITTENDEN	43.605	56	COURTNEIDGE	23.242	3	88	BAXTER	1:37.621	1:37.737	0.116
4	3	DE SADELEER	30.486	10	THOMPSON	43.919	88	BAXTER	23.379	4	56	COURTNEIDGE	1:37.711	1:37.843	0.132
5	22	PINKERTON	30.505	51	RITCHIE	43.987	10	THOMPSON	23.391	5	10	THOMPSON	1:37.989	1:38.260	0.271
6	10	THOMPSON	30.679	56	COURTNEIDGE	44.020	51	RITCHIE	23.392	6	51	RITCHIE	1:38.100	1:38.467	0.367
7	51	RITCHIE	30.721	88	BAXTER	44.022	22	PINKERTON	23.461	7	48	CHITTENDEN	1:38.362	1:38.479	0.117
8	48	CHITTENDEN	31.227	22	PINKERTON	44.549	48	CHITTENDEN	23.530	8	22	PINKERTON	1:38.515	1:39.182	0.667
9	5	DEVLIN	33.863	5	DEVLIN	48.512	95	TAGG	24.850	9	5	DEVLIN	1:47.715	1:48.812	1.097
10	95	TAGG	34.090	71	PAINE	49.058	5	DEVLIN	25.340	10	95	TAGG	1:48.270	1:48.692	0.422
11	71	PAINE	34.940	95	TAGG	49.330	71	PAINE	25.693	11	71	PAINE	1:49.691	1:49.995	0.304

Weather / Track : Bright / Dry

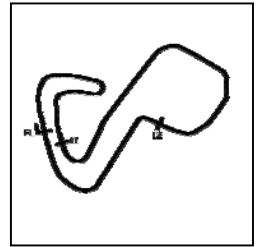
Results can be found at www.tsl-timing.com

Brands Hatch GP
 Circuit Length = 2.4332 miles
 Start: 18:01 Flag 18:21 End: 18:23

Printed - 18:29 Saturday, 20 May 2017

Radical SR1 Cup

QUALIFYING - RACE 9 & 14 - SECTOR ANALYSIS



SECTOR 1 = FL to I1, SECTOR 2 = I1 to I2, SECTOR 3 = I2 to FL, DIFF = Difference To Personal Best Lap, P = Crossed Finish Line in Pit Lane, D = Time Disallowed

P1 3		Jerome DE SADELEER		Radical SR1			
IDEAL LAP TIME : 1:36.329		BEST LAP TIME : 1:36.329		DIFFERENCE : 0.000			
LAP	SECTOR 1	SECTOR 2	SECTOR 3	LAP TIME	MPH	DIFF	TIME OF DAY
1 -	OUTLAP	45.857	23.309	1:47.305	81.63	10.976	18:03:30.616
2 -	31.248	43.809	23.001	1:38.058	89.33	1.729	18:05:08.674
3 -	30.974	43.542	22.799	1:37.315	90.01	0.986	18:06:45.989
4 -	30.842	43.378	22.934	1:37.154	90.16	0.825	18:08:23.143
5 -	30.625	43.746	23.342	1:37.713	89.64	1.384	18:10:00.856
6 -	30.715	43.706	27.453	1:41.874	85.98	5.545	18:11:42.730
7 -	37.643	1:05.792	34.470	2:17.905	63.52	41.576	18:14:00.635
8 -	32.404	43.860	22.894	1:39.158	88.34	2.829	18:15:39.793
9 -	30.520	43.462	22.809	1:36.791 (3)	90.50	0.462	18:17:16.584
10 -	30.486	43.049	22.794	1:36.329 (1)	90.93		18:18:52.913
11 -	30.635	43.416	23.132	1:37.183	90.13	0.854	18:20:30.096
12 -	30.575	43.071	22.948	1:36.594 (2)	90.68	0.265	18:22:06.690

P2 12		Rob ELLICE		Radical SR1			
IDEAL LAP TIME : 1:37.081		BEST LAP TIME : 1:37.414		DIFFERENCE : 0.333			
LAP	SECTOR 1	SECTOR 2	SECTOR 3	LAP TIME	MPH	DIFF	TIME OF DAY
1 -	OUTLAP	48.526	24.884	1:52.650	77.76	15.236	18:03:44.569
2 -	32.401	46.048	23.907	1:42.356	85.58	4.942	18:05:26.925
3 -	31.144	44.565	23.324	1:39.033	88.45	1.619	18:07:05.958
4 -	30.636	44.636	23.409	1:38.681	88.76	1.267	18:08:44.639
5 -	30.918	44.040	23.569	1:38.527	88.90	1.113	18:10:23.166
6 -	32.309	54.638	31.192	1:58.139	74.14	20.725	18:12:21.305
7 -	39.209	56.101	27.546	2:02.856	71.30	25.442	18:14:24.161
8 -	31.573	45.596	25.364	1:42.533	85.43	5.119	18:16:06.694
9 -	30.814	43.409	23.191	1:37.414 (1)	89.92		18:17:44.108
10 -	30.481	43.850	23.379	1:37.710 (2)	89.65	0.296	18:19:21.818
11 -	30.839	43.908	23.482	1:38.229	89.17	0.815	18:21:00.047
12 -	30.902	43.632	23.233	1:37.767 (3)	89.59	0.353	18:22:37.814

P3 88		Richard BAXTER		Radical SR1			
IDEAL LAP TIME : 1:37.621		BEST LAP TIME : 1:37.737		DIFFERENCE : 0.116			
LAP	SECTOR 1	SECTOR 2	SECTOR 3	LAP TIME	MPH	DIFF	TIME OF DAY
1 -	OUTLAP	46.046	24.238	1:47.887	81.19	10.150	18:03:32.741
2 -	30.228	44.022	23.487	1:37.737 (1)	89.62		18:05:10.478
3 -	30.600	44.451	23.529	1:38.580	88.86	0.843	18:06:49.058
4 -	30.220	44.682	23.592	1:38.494 (3)	88.93	0.757	18:08:27.552
5 -	30.411	45.011	23.642	1:39.064	88.42	1.327	18:10:06.616
6 -	30.676	45.850	26.351	1:42.877	85.14	5.140	18:11:49.493
7 -	34.521	1:03.220	33.595	2:11.336	66.69	33.599	18:14:00.829
8 -	32.900	44.504	23.590	1:40.994	86.73	3.257	18:15:41.823
9 -	30.535	44.145	23.536	1:38.216 (2)	89.18	0.479	18:17:20.039
10 -	30.648	45.345	23.379	1:39.372	88.15	1.635	18:18:59.411
11 -	30.878	44.935	25.324	1:41.137	86.61	3.400	18:20:40.548
12 -	34.762	44.291	23.401	1:42.454	85.50	4.717	18:22:23.002

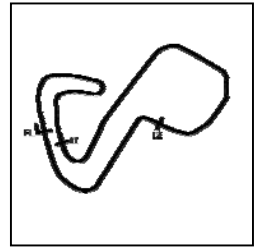
P4 56		Rob COURTNEIDGE		Radical SR1			
IDEAL LAP TIME : 1:37.711		BEST LAP TIME : 1:37.843		DIFFERENCE : 0.132			
LAP	SECTOR 1	SECTOR 2	SECTOR 3	LAP TIME	MPH	DIFF	TIME OF DAY
1 -	OUTLAP	51.240	25.113	1:56.583	75.13	18.740	18:03:50.640
2 -	33.354	46.894	24.281	1:44.529	83.80	6.686	18:05:35.169
3 -	32.520	46.206	23.839	1:42.565	85.40	4.722	18:07:17.734
4 -	31.563	46.134	23.685	1:41.382	86.40	3.539	18:08:59.116
5 -	31.241	44.792	23.592	1:39.625	87.92	1.782	18:10:38.741
6 -	33.144	49.999	IN PIT	3:43.583 P	39.17	2:05.740	18:14:22.324
7 -	OUTLAP	44.736	24.973	1:44.688	83.67	6.845	18:16:07.012
8 -	31.217	44.386	23.585	1:39.188	88.31	1.345	18:17:46.200
9 -	31.104	44.295	23.438	1:38.837 (3)	88.62	0.994	18:19:25.037

Weather / Track : Bright / Dry

Brands Hatch GP
Circuit Length = 2.4332 miles
Start: 18:01 Flag 18:21 End: 18:23

Radical SR1 Cup

QUALIFYING - RACE 9 & 14 - SECTOR ANALYSIS



SECTOR 1 = FL to I1, SECTOR 2 = I1 to I2, SECTOR 3 = I2 to FL, DIFF = Difference To Personal Best Lap, P = Crossed Finish Line in Pit Lane, D = Time Disallowed

10 -	30.449	44.034	23.360	1:37.843 (1)	89.52		18:21:02.880
11 -	30.693	44.020	23.242	1:37.955 (2)	89.42	0.112	18:22:40.835

P5 10		David THOMPSON		Radical SR1			
IDEAL LAP TIME : 1:37.989		BEST LAP TIME : 1:38.260		DIFFERENCE : 0.271			
LAP	SECTOR 1	SECTOR 2	SECTOR 3	LAP TIME	MPH	DIFF	TIME OF DAY
1 -	OUTLAP	48.511	24.095	1:50.974	78.93	12.714	18:03:32.120
2 -	31.934	46.387	23.977	1:42.298	85.63	4.038	18:05:14.418
3 -	32.032	46.116	23.864	1:42.012	85.87	3.752	18:06:56.430
4 -	31.662	45.461	23.577	1:40.700	86.98	2.440	18:08:37.130
5 -	31.666	45.301	23.725	1:40.692	86.99	2.432	18:10:17.822
6 -	31.351	47.103	31.157	1:49.611	79.91	11.351	18:12:07.433
7 -	41.493	57.430	29.522	2:08.445	68.19	30.185	18:14:15.878
8 -	31.338	44.842	23.641	1:39.821	87.75	1.561	18:15:55.699
9 -	30.955	44.766	23.391	1:39.112 (3)	88.38	0.852	18:17:34.811
10 -	30.679	44.935	23.535	1:39.149	88.35	0.889	18:19:13.960
11 -	30.746	44.003	23.511	1:38.260 (1)	89.14		18:20:52.220
12 -	30.932	43.919	23.611	1:38.462 (2)	88.96	0.202	18:22:30.682

P6 51		Andrew RITCHIE		Radical SR1			
IDEAL LAP TIME : 1:38.100		BEST LAP TIME : 1:38.467		DIFFERENCE : 0.367			
LAP	SECTOR 1	SECTOR 2	SECTOR 3	LAP TIME	MPH	DIFF	TIME OF DAY
1 -	OUTLAP	48.160	24.845	1:51.722	78.40	13.255	18:03:41.260
2 -	31.903	45.140	23.854	1:40.897	86.81	2.430	18:05:22.157
3 -	31.213	44.814	23.947	1:39.974	87.62	1.507	18:07:02.131
4 -	31.183	44.952	23.742	1:39.877 (3)	87.70	1.410	18:08:42.008
5 -	30.721	43.987	23.759	1:38.467 (1)	88.96		18:10:20.475
6 -	3:21.304	51.005	IN PIT	5:11.863 P	28.08	3:33.396	18:15:32.338
7 -	OUTLAP	46.788	23.694	1:46.140	82.53	7.673	18:17:18.478
8 -	31.711	45.236	23.436	1:40.383	87.26	1.916	18:18:58.861
9 -	31.098	44.469	23.392	1:38.959 (2)	88.51	0.492	18:20:37.820
10 -	31.607	45.329	23.566	1:40.502	87.16	2.035	18:22:18.322

P7 48		Andy CHITTENDEN		Radical SR1			
IDEAL LAP TIME : 1:38.362		BEST LAP TIME : 1:38.479		DIFFERENCE : 0.117			
LAP	SECTOR 1	SECTOR 2	SECTOR 3	LAP TIME	MPH	DIFF	TIME OF DAY
1 -	OUTLAP	48.846	24.777	1:53.052	77.48	14.573	18:03:39.017
2 -	32.184	44.937	24.210	1:41.331	86.44	2.852	18:05:20.348
3 -	32.039	44.976	23.962	1:40.977	86.75	2.498	18:07:01.325
4 -	31.448	44.244	23.703	1:39.395	88.13	0.916	18:08:40.720
5 -	31.227	44.209	23.530	1:38.966 (2)	88.51	0.487	18:10:19.686
6 -	31.273	46.326	IN PIT	2:54.543 P	50.18	1:16.064	18:13:14.229
7 -	OUTLAP	47.023	24.833	1:50.802	79.05	12.323	18:15:05.031
8 -	32.077	45.166	23.963	1:41.206	86.55	2.727	18:16:46.237
9 -	31.474	44.296	23.702	1:39.472	88.06	0.993	18:18:25.709
10 -	31.301	44.241	23.631	1:39.173 (3)	88.32	0.694	18:20:04.882
11 -	31.276	43.605	23.598	1:38.479 (1)	88.95		18:21:43.361

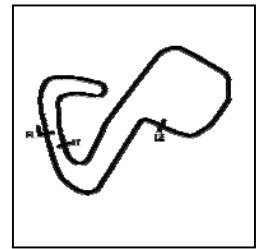
P8 22		James PINKERTON		Radical SR1			
IDEAL LAP TIME : 1:38.515		BEST LAP TIME : 1:39.182		DIFFERENCE : 0.667			
LAP	SECTOR 1	SECTOR 2	SECTOR 3	LAP TIME	MPH	DIFF	TIME OF DAY
1 -	OUTLAP	50.737	25.257	1:56.400	75.25	17.218	18:03:49.691
2 -	32.147	47.807	24.362	1:44.316	83.97	5.134	18:05:34.007
3 -	32.940	47.730	23.841	1:44.511	83.81	5.329	18:07:18.518
4 -	31.230	46.383	23.590	1:41.203	86.55	2.021	18:08:59.721
5 -	31.198	45.197	23.461	1:39.856	87.72	0.674	18:10:39.577
6 -	33.736	49.369	IN PIT	3:44.207 P	39.07	2:05.025	18:14:23.784
7 -	OUTLAP	45.342	24.344	1:44.549	83.78	5.367	18:16:08.333
8 -	31.474	44.549	23.592	1:39.615 (3)	87.93	0.433	18:17:47.948
9 -	30.512	46.386	23.728	1:40.626	87.05	1.444	18:19:28.574

Weather / Track : Bright / Dry

Brands Hatch GP
Circuit Length = 2.4332 miles
Start: 18:01 Flag 18:21 End: 18:23

Radical SR1 Cup

QUALIFYING - RACE 9 & 14 - SECTOR ANALYSIS



SECTOR 1 = FL to I1, SECTOR 2 = I1 to I2, SECTOR 3 = I2 to FL, DIFF = Difference To Personal Best Lap, P = Crossed Finish Line in Pit Lane, D = Time Disallowed

10 - 30.505 44.970 23.707 1:39.182 (1) 88.32 18:21:07.756
 11 - 30.752 44.676 23.841 1:39.269 (2) 88.24 0.087 18:22:47.025

P9 95		David TAGG		Radical SR1			
IDEAL LAP TIME : 1:48.270		BEST LAP TIME : 1:48.692		DIFFERENCE : 0.422			
LAP	SECTOR 1	SECTOR 2	SECTOR 3	LAP TIME	MPH	DIFF	TIME OF DAY
1 -	OUTLAP	1:00.337	30.700	2:14.426	65.16	25.734	18:04:18.703
2 -	35.655	54.968	26.064	1:56.687	75.07	7.995	18:06:15.390
3 -	35.445	52.073	25.948	1:53.466	77.20	4.774	18:08:08.856
4 -	35.088	51.195	25.589	1:51.872	78.30	3.180	18:10:00.728
5 -	35.551	52.487	32.177	2:00.215	72.86	11.523	18:12:00.943
6 -	44.243	1:00.201	30.271	2:14.715	65.02	26.023	18:14:15.658
7 -	35.301	50.088	25.557	1:50.946	78.95	2.254	18:16:06.604
8 -	35.838	50.616	25.476	1:51.930	78.26	3.238	18:17:58.534
9 -	34.358	50.148	25.350	1:49.856 (3)	79.73	1.164	18:19:48.390
10 -	34.512	49.330	24.850	1:48.692 (1)	80.59		18:21:37.082
11 -	34.090	49.810	25.248	1:49.148 (2)	80.25	0.456	18:23:26.230

P10 5		Peter DEVLIN		Radical SR1			
IDEAL LAP TIME : 1:47.715		BEST LAP TIME : 1:48.812		DIFFERENCE : 1.097			
LAP	SECTOR 1	SECTOR 2	SECTOR 3	LAP TIME	MPH	DIFF	TIME OF DAY
1 -	OUTLAP	49.835	25.340	1:54.027	76.82	5.215	18:03:41.432
2 -	35.292	50.765	25.538	1:51.595	78.49	2.783	18:05:33.027
3 -	36.270	49.166	25.405	1:50.841	79.03	2.029	18:07:23.868
4 -	33.863	49.033	26.001	1:48.897 (2)	80.44	0.085	18:09:12.765
5 -	34.584	49.469	25.385	1:49.438	80.04	0.626	18:11:02.203
6 -	40.319	1:42.725	34.338	2:57.382	49.38	1:08.570	18:13:59.585
7 -	36.791	49.673	25.613	1:52.077	78.15	3.265	18:15:51.662
8 -	34.402	49.809	26.031	1:50.242	79.46	1.430	18:17:41.904
9 -	35.724	49.560	25.595	1:50.879	79.00	2.067	18:19:32.783
10 -	34.498	49.013	25.689	1:49.200 (3)	80.21	0.388	18:21:21.983
11 -	34.258	48.512	26.042	1:48.812 (1)	80.50		18:23:10.795


P11 71		Nigel PAINE		Radical SR1			
IDEAL LAP TIME : 1:49.691		BEST LAP TIME : 1:49.995		DIFFERENCE : 0.304			
LAP	SECTOR 1	SECTOR 2	SECTOR 3	LAP TIME	MPH	DIFF	TIME OF DAY
1 -	OUTLAP	1:01.422	31.611	2:19.622	62.73	29.627	18:04:18.920
2 -	40.338	56.335	27.734	2:04.407	70.41	14.412	18:06:23.327
3 -	36.347	51.834	26.423	1:54.604	76.43	4.609	18:08:17.931
4 -	35.325	51.606	26.681	1:53.612	77.10	3.617	18:10:11.543
5 -	35.662	53.235	33.844	2:02.741	71.36	12.746	18:12:14.284
6 -	43.121	58.534	29.550	2:11.205	66.76	21.210	18:14:25.489
7 -	37.850	51.269	26.350	1:55.469	75.86	5.474	18:16:20.958
8 -	34.940	49.058	25.997	1:49.995 (1)	79.63		18:18:10.953
9 -	35.419	49.612	25.693	1:50.724 (2)	79.11	0.729	18:20:01.677
10 -	35.809	49.255	25.946	1:51.010 (3)	78.91	1.015	18:21:52.687

Weather / Track : Bright / Dry

Brands Hatch GP
 Circuit Length = 2.4332 miles
 Start: 18:01 Flag 18:21 End: 18:23

Radical SR1 Cup

RACE 9 - GRID (20 minutes)

ROW 6	11	71	Nigel PAINE	1:49.995							
ROW 5	9	95	David TAGG	1:48.692	10	5	Peter DEVLIN	1:48.812			
ROW 4		7	48	Andy CHITTENDEN	1:38.479	8	22	James PINKERTON	1:39.182		
ROW 3		5	10	David THOMPSON	1:38.260	6	51	Andrew RITCHIE	1:38.467		
ROW 2			3	88	Richard BAXTER	1:37.737	4	56	Rob COURTNEIDGE	1:37.843	
ROW 1			1	3	Jerome DE SADELEER	1:36.329		2	12	Rob ELLICE	1:37.414
Pole											
											


Brands Hatch GP
Circuit Length = 2.4332 miles

These results are provisional until the conclusion of any judicial and technical matters.

Clerk Of Course :		Timekeeper :	
-------------------	--	--------------	--

Radical SR1 Cup

RACE 14 - GRID (20 minutes)

ROW 6	11	71	Nigel PAINE	1:50.724					
ROW 5	9	5	Peter DEVLIN	1:48.897	10	95	David TAGG	1:49.148	
ROW 4		7	48	Andy CHITTENDEN	1:38.966	8	22	James PINKERTON	1:39.269
ROW 3	5	10	David THOMPSON	1:38.462	6	51	Andrew RITCHIE	1:38.959	
ROW 2		3	56	Rob COURTNEIDGE	1:37.955	4	88	Richard BAXTER	1:38.216
ROW 1	1	3	Jerome DE SADELEER	1:36.594	2	12	Rob ELLICE	1:37.710	
Pole									
									

Brands Hatch GP
Circuit Length = 2.4332 miles

These results are provisional until the conclusion of any judicial and technical matters.

Clerk Of Course :

Timekeeper :

Radical SR1 Cup

RACE 9 - CLASSIFICATION

POS	NO	NAME	ENTRY	LAPS	TIME	GAP	DIFF	MPH	BEST	ON
1	12	Rob ELLICE	Radical SR1	9	14:54.580			88.12	1:38.061	3
2	88	Richard BAXTER	Radical SR1	9	14:55.191	0.611	0.611	88.06	1:37.907	2
3	48	Andy CHITTENDEN	Radical SR1	9	14:56.535	1.955	1.344	87.93	1:37.853	2
4	56	Rob COURTNEIDGE	Radical SR1	9	14:56.870	2.290	0.335	87.90	1:37.167	7
5	22	James PINKERTON	Radical SR1	9	14:58.562	3.982	1.692	87.73	1:37.402	9
6	3	Jerome DE SADELEER	Radical SR1	9	14:59.203	4.623	0.641	87.67	1:35.867	9
7	51	Andrew RITCHIE	Radical SR1	9	15:13.402	18.822	14.199	86.31	1:38.456	8
8	10	David THOMPSON	Radical SR1	9	15:24.212	29.632	10.810	85.30	1:38.207	7
9	5	Peter DEVLIN	Radical SR1	9	16:30.047	1:35.467	1:05.835	79.63	1:46.523	8

NOT CLASSIFIED

NC	95	David TAGG	Radical SR1	7	13:38.278	2 Laps	2 Laps	74.93	1:46.927	7
DNF	71	Nigel PAINE	Radical SR1	3	5:57.956	6 Laps	4 Laps	73.41	1:51.047	3

FASTEST LAP

3	Jerome DE SADELEER	Radical SR1	9	1:35.867	91.37 mph	147.05 kph
---	--------------------	-------------	---	----------	-----------	------------

Car 95 - Not Classified as not running at time of the red flag

Weather / Track : Bright / Dry

These results are provisional until the conclusion of any judicial and technical matters.

Brands Hatch GP

Circuit Length = 2.4332 miles

Start: 11:30 Flag 11:45 End: 11:48

Clerk Of Course :

Timekeeper :

Radical SR1 Cup

RACE 9 - LAP CHART

LAP 1 @ 11:32:20.659			LAP 2 @ 11:33:58.868			LAP 3 @ 11:35:36.929			LAP 4 @ 11:37:15.876			LAP 5 @ 11:38:55.394		
NO	BEHIND	LAP TIME	NO	BEHIND	LAP TIME	NO	BEHIND	LAP TIME	NO	BEHIND	LAP TIME	NO	BEHIND	LAP TIME
12		1:43.219	12		1:38.209	12		1:38.061	12		1:38.947	12		1:39.518
88	1.060	1:44.279	88	0.758	1:37.907	88	0.632	1:37.935	88	0.406	1:38.721	88	1.157	1:40.269
48	1.786	1:45.005	48	1.430	1:37.853	48	1.662	1:38.293	48	1.176	1:38.461	48	2.119	1:40.461
10	2.753	1:45.972	10	3.462	1:38.918	56	8.681	1:42.182	56	7.180	1:37.446	56	5.700	1:38.038
56	4.586	1:47.805	56	4.560	1:38.183	22	9.210	1:40.319	22	8.659	1:38.396	22	7.960	1:38.819
51	5.953	1:49.172	22	6.952	1:38.834	51	11.780	1:41.268	51	11.872	1:39.039	51	12.960	1:40.606
22	6.327	1:49.546	51	8.573	1:40.829	10	14.639	1:49.238	10	15.635	1:39.943	3	14.117	1:37.730
5	12.349	1:55.568	3	20.021	1:38.011	3	18.870	1:36.910	3	15.905	1:35.982	10	16.510	1:40.393
95	12.551	1:55.770	95	23.365	1:49.023	5	36.672	1:49.622	5	47.234	1:49.509	5	57.006	1:49.290
3	20.219	2:03.438	5	25.111	1:50.971	71	58.467	1:51.047	95	1:33.131	1:52.441			
71	30.413	2:13.632	71	45.481	1:53.277	95	1:19.637	2:34.333						

Weather / Track : Bright / Dry

Radical SR1 Cup

RACE 9 - LAP CHART

LAP 6 @ 11:40:36.358			LAP 7 @ 11:42:15.249			LAP 8 @ 11:43:53.621			LAP 9 @ 11:45:32.020		
NO	BEHIND	LAP TIME	NO	BEHIND	LAP TIME	NO	BEHIND	LAP TIME	NO	BEHIND	LAP TIME
12		1:40.964	12		1:38.891	12		1:38.372	12		1:38.399
88	0.552	1:40.359	88	0.575	1:38.914	88	0.714	1:38.511	88	0.611	1:38.296
48	1.599	1:40.444	48	0.824	1:38.116	48	1.840	1:39.388	48	1.955	1:38.514
56	3.235	1:38.499	56	1.511	1:37.167	56	2.312	1:39.173	56	2.290	1:38.377
95	1 Lap	1:51.388	22	5.268	1:38.645	22	4.979	1:38.083	22	3.982	1:37.402
22	5.514	1:38.518	3	9.383	1:36.955	3	7.155	1:36.144	3	4.623	1:35.867
3	11.319	1:38.166	95	1 Lap	1:48.396	51	13.865	1:38.456	51	18.822	1:43.356
51	12.373	1:40.377	51	13.781	1:40.299	10	14.005	1:38.575	10	29.632	1:54.026
10	14.486	1:38.940	10	13.802	1:38.207	95	1 Lap	1:46.927	5	1:35.467	1:49.101
5	1:07.438	1:51.396	5	1:16.614	1:48.067	5	1:24.765	1:46.523			

Weather / Track : Bright / Dry

Results can be found at www.tsl-timing.com

Page 2 of 2

Brands Hatch GP
Circuit Length = 2.4332 miles
Start: 11:30 Flag 11:45 End: 11:48

Printed - 11:52 Sunday, 21 May 2017

Radical SR1 Cup

RACE 9 - BEST SECTORS

SECTOR 1			SECTOR 2			SECTOR 3			IDEAL / BEST COMPARISON						
POS	NO	NAME	TIME	NO	NAME	TIME	NO	NAME	TIME	POS	NO	NAME	IDEAL	BEST	DIFF
													PERFECT LAP	1:35.452	
1	22	PINKERTON	30.207	3	DE SADELEER	42.403	3	DE SADELEER	22.842	1	3	DE SADELEER	1:35.495	1:35.867	0.372
2	3	DE SADELEER	30.250	12	ELLICE	43.364	56	COURTNEIDGE	23.085	2	56	COURTNEIDGE	1:37.135	1:37.167	0.032
3	56	COURTNEIDGE	30.480	10	THOMPSON	43.497	22	PINKERTON	23.154	3	22	PINKERTON	1:37.330	1:37.402	0.072
4	48	CHITTENDEN	30.566	56	COURTNEIDGE	43.570	10	THOMPSON	23.257	4	12	ELLICE	1:37.398	1:38.061	0.663
5	88	BAXTER	30.615	88	BAXTER	43.679	12	ELLICE	23.265	5	10	THOMPSON	1:37.568	1:38.207	0.639
6	12	ELLICE	30.769	48	CHITTENDEN	43.704	48	CHITTENDEN	23.344	6	48	CHITTENDEN	1:37.614	1:37.853	0.239
7	10	THOMPSON	30.814	51	RITCHIE	43.764	88	BAXTER	23.433	7	88	BAXTER	1:37.727	1:37.907	0.180
8	51	RITCHIE	30.909	22	PINKERTON	43.969	51	RITCHIE	23.551	8	51	RITCHIE	1:38.224	1:38.456	0.232
9	5	DEVLIN	33.406	95	TAGG	47.396	95	TAGG	24.578	9	95	TAGG	1:46.127	1:46.927	0.800
10	95	TAGG	34.153	5	DEVLIN	47.938	5	DEVLIN	25.179	10	5	DEVLIN	1:46.523	1:46.523	0.000
11	71	PAINE	36.349	71	PAINE	48.972	71	PAINE	25.726	11	71	PAINE	1:51.047	1:51.047	0.000

Weather / Track : Bright / Dry

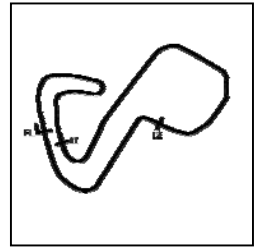
Results can be found at www.tsl-timing.com

Brands Hatch GP
 Circuit Length = 2.4332 miles
 Start: 11:30 Flag 11:45 End: 11:48

Printed - 11:52 Sunday, 21 May 2017

Radical SR1 Cup

RACE 9 - SECTOR ANALYSIS



SECTOR 1 = FL to I1, SECTOR 2 = I1 to I2, SECTOR 3 = I2 to FL, DIFF = Difference To Personal Best Lap, P = Crossed Finish Line in Pit Lane, D = Time Disallowed

P1 12		Rob ELLICE		Radical SR1			
IDEAL LAP TIME : 1:37.398		BEST LAP TIME : 1:38.061		DIFFERENCE : 0.663			
LAP	SECTOR 1	SECTOR 2	SECTOR 3	LAP TIME	MPH	DIFF	TIME OF DAY
1 -		43.815	23.265	1:43.219	84.86	5.158	11:32:20.659
2 -	31.006	43.364	23.839	1:38.209 (2)	89.19	0.148	11:33:58.868
3 -	30.769	43.939	23.353	1:38.061 (1)	89.33		11:35:36.929
4 -	31.281	43.892	23.774	1:38.947	88.53	0.886	11:37:15.876
5 -	30.978	44.902	23.638	1:39.518	88.02	1.457	11:38:55.394
6 -	31.867	45.486	23.611	1:40.964	86.76	2.903	11:40:36.358
7 -	30.814	44.405	23.672	1:38.891	88.58	0.830	11:42:15.249
8 -	31.036	43.752	23.584	1:38.372 (3)	89.04	0.311	11:43:53.621
9 -	30.901	43.928	23.570	1:38.399	89.02	0.338	11:45:32.020

P2 88		Richard BAXTER		Radical SR1			
IDEAL LAP TIME : 1:37.727		BEST LAP TIME : 1:37.907		DIFFERENCE : 0.180			
LAP	SECTOR 1	SECTOR 2	SECTOR 3	LAP TIME	MPH	DIFF	TIME OF DAY
1 -		44.336	23.453	1:44.279	84.00	6.372	11:32:21.719
2 -	30.773	43.679	23.455	1:37.907 (1)	89.47		11:33:59.626
3 -	30.615	43.887	23.433	1:37.935 (2)	89.44	0.028	11:35:37.561
4 -	30.934	44.350	23.437	1:38.721	88.73	0.814	11:37:16.282
5 -	31.322	45.406	23.541	1:40.269	87.36	2.362	11:38:56.551
6 -	31.122	45.721	23.516	1:40.359	87.28	2.452	11:40:36.910
7 -	30.878	44.408	23.628	1:38.914	88.56	1.007	11:42:15.824
8 -	30.879	44.098	23.534	1:38.511	88.92	0.604	11:43:54.335
9 -	30.721	44.118	23.457	1:38.296 (3)	89.11	0.389	11:45:32.631

P3 48		Andy CHITTENDEN		Radical SR1			
IDEAL LAP TIME : 1:37.614		BEST LAP TIME : 1:37.853		DIFFERENCE : 0.239			
LAP	SECTOR 1	SECTOR 2	SECTOR 3	LAP TIME	MPH	DIFF	TIME OF DAY
1 -		43.889	23.382	1:45.005	83.42	7.152	11:32:22.445
2 -	30.566	43.862	23.425	1:37.853 (1)	89.52		11:34:00.298
3 -	31.137	43.704	23.452	1:38.293 (3)	89.11	0.440	11:35:38.591
4 -	30.979	44.034	23.448	1:38.461	88.96	0.608	11:37:17.052
5 -	31.138	45.713	23.610	1:40.461	87.19	2.608	11:38:57.513
6 -	31.352	45.549	23.543	1:40.444	87.21	2.591	11:40:37.957
7 -	30.787	43.915	23.414	1:38.116 (2)	89.28	0.263	11:42:16.073
8 -	31.418	44.267	23.703	1:39.388	88.13	1.535	11:43:55.461
9 -	31.391	43.779	23.344	1:38.514	88.91	0.661	11:45:33.975

P4 56		Rob COURTNEIDGE		Radical SR1			
IDEAL LAP TIME : 1:37.135		BEST LAP TIME : 1:37.167		DIFFERENCE : 0.032			
LAP	SECTOR 1	SECTOR 2	SECTOR 3	LAP TIME	MPH	DIFF	TIME OF DAY
1 -		46.750	23.902	1:47.805	81.25	10.638	11:32:25.245
2 -	30.721	44.264	23.198	1:38.183	89.21	1.016	11:34:03.428
3 -	30.557	48.479	23.146	1:42.182	85.72	5.015	11:35:45.610
4 -	30.539	43.761	23.146	1:37.446 (2)	89.89	0.279	11:37:23.056
5 -	30.806	44.147	23.085	1:38.038 (3)	89.35	0.871	11:39:01.094
6 -	30.650	44.152	23.697	1:38.499	88.93	1.332	11:40:39.593
7 -	30.480	43.570	23.117	1:37.167 (1)	90.15		11:42:16.760
8 -	31.072	44.343	23.758	1:39.173	88.32	2.006	11:43:55.933
9 -	31.352	43.722	23.303	1:38.377	89.04	1.210	11:45:34.310

P5 22		James PINKERTON		Radical SR1			
IDEAL LAP TIME : 1:37.330		BEST LAP TIME : 1:37.402		DIFFERENCE : 0.072			
LAP	SECTOR 1	SECTOR 2	SECTOR 3	LAP TIME	MPH	DIFF	TIME OF DAY
1 -		47.092	23.405	1:49.546	79.96	12.144	11:32:26.986
2 -	30.939	44.461	23.434	1:38.834	88.63	1.432	11:34:05.820
3 -	30.580	46.585	23.154	1:40.319	87.31	2.917	11:35:46.139
4 -	30.663	44.364	23.369	1:38.396 (3)	89.02	0.994	11:37:24.535

Weather / Track : Bright / Dry

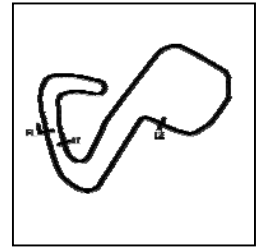
Brands Hatch GP

Circuit Length = 2.4332 miles

Start: 11:30 Flag 11:45 End: 11:48

Radical SR1 Cup

RACE 9 - SECTOR ANALYSIS



SECTOR 1 = FL to I1, SECTOR 2 = I1 to I2, SECTOR 3 = I2 to FL, DIFF = Difference To Personal Best Lap, P = Crossed Finish Line in Pit Lane, D = Time Disallowed

5 -	30.619	44.730	23.470	1:38.819	88.64	1.417	11:39:03.354
6 -	30.273	44.829	23.416	1:38.518	88.91	1.116	11:40:41.872
7 -	30.644	44.445	23.556	1:38.645	88.80	1.243	11:42:20.517
8 -	30.385	44.353	23.345	1:38.083 (2)	89.31	0.681	11:43:58.600
9 -	30.207	43.969	23.226	1:37.402 (1)	89.93		11:45:36.002

P6	3	Jerome DE SADELEER	Radical SR1				
IDEAL LAP TIME : 1:35.495		BEST LAP TIME : 1:35.867		DIFFERENCE : 0.372			
LAP	SECTOR 1	SECTOR 2	SECTOR 3	LAP TIME	MPH	DIFF	TIME OF DAY

1 -		43.641	22.896	2:03.438	70.96	27.571	11:32:40.878
2 -	30.626	44.203	23.182	1:38.011	89.37	2.144	11:34:18.889
3 -	30.613	43.190	23.107	1:36.910	90.39	1.043	11:35:55.799
4 -	30.289	42.738	22.955	1:35.982 (2)	91.26	0.115	11:37:31.781
5 -	31.299	43.457	22.974	1:37.730	89.63	1.863	11:39:09.511
6 -	30.864	44.182	23.120	1:38.166	89.23	2.299	11:40:47.677
7 -	30.541	43.151	23.263	1:36.955	90.34	1.088	11:42:24.632
8 -	30.454	42.848	22.842	1:36.144 (3)	91.11	0.277	11:44:00.776
9 -	30.250	42.403	23.214	1:35.867 (1)	91.37		11:45:36.643

P7	51	Andrew RITCHIE	Radical SR1				
IDEAL LAP TIME : 1:38.224		BEST LAP TIME : 1:38.456		DIFFERENCE : 0.232			
LAP	SECTOR 1	SECTOR 2	SECTOR 3	LAP TIME	MPH	DIFF	TIME OF DAY

1 -		46.517	23.770	1:49.172	80.23	10.716	11:32:26.612
2 -	31.996	44.873	23.960	1:40.829	86.87	2.373	11:34:07.441
3 -	31.743	45.478	24.047	1:41.268	86.50	2.812	11:35:48.709
4 -	31.334	44.154	23.551	1:39.039 (2)	88.44	0.583	11:37:27.748
5 -	31.967	44.954	23.685	1:40.606	87.07	2.150	11:39:08.354
6 -	31.277	45.430	23.670	1:40.377	87.26	1.921	11:40:48.731
7 -	31.172	44.241	24.886	1:40.299 (3)	87.33	1.843	11:42:29.030
8 -	30.909	43.764	23.783	1:38.456 (1)	88.97		11:44:07.486
9 -	34.296	44.831	24.229	1:43.356	84.75	4.900	11:45:50.842

P8	10	David THOMPSON	Radical SR1				
IDEAL LAP TIME : 1:37.568		BEST LAP TIME : 1:38.207		DIFFERENCE : 0.639			
LAP	SECTOR 1	SECTOR 2	SECTOR 3	LAP TIME	MPH	DIFF	TIME OF DAY

1 -		44.457	23.257	1:45.972	82.66	7.765	11:32:23.412
2 -	31.817	43.659	23.442	1:38.918 (3)	88.55	0.711	11:34:02.330
3 -	31.418	54.504	23.316	1:49.238	80.19	11.031	11:35:51.568
4 -	31.960	44.451	23.532	1:39.943	87.64	1.736	11:37:31.511
5 -	32.349	44.696	23.348	1:40.393	87.25	2.186	11:39:11.904
6 -	31.299	44.242	23.399	1:38.940	88.53	0.733	11:40:50.844
7 -	30.814	43.851	23.542	1:38.207 (1)	89.19		11:42:29.051
8 -	31.450	43.497	23.628	1:38.575 (2)	88.86	0.368	11:44:07.626
9 -	44.218	46.419	23.389	1:54.026	76.82	15.819	11:46:01.652

P9	5	Peter DEVLIN	Radical SR1				
IDEAL LAP TIME : 1:46.523		BEST LAP TIME : 1:46.523		DIFFERENCE : 0.000			
LAP	SECTOR 1	SECTOR 2	SECTOR 3	LAP TIME	MPH	DIFF	TIME OF DAY

1 -		48.658	25.500	1:55.568	75.79	9.045	11:32:33.008
2 -	35.312	49.995	25.664	1:50.971	78.93	4.448	11:34:23.979
3 -	34.415	49.478	25.729	1:49.622	79.90	3.099	11:36:13.601
4 -	34.026	49.903	25.580	1:49.509	79.99	2.986	11:38:03.110
5 -	34.285	49.633	25.372	1:49.290	80.15	2.767	11:39:52.400
6 -	33.787	50.864	26.745	1:51.396	78.63	4.873	11:41:43.796
7 -	34.106	48.524	25.437	1:48.067 (2)	81.05	1.544	11:43:31.863
8 -	33.406	47.938	25.179	1:46.523 (1)	82.23		11:45:18.386
9 -	33.921	49.731	25.449	1:49.101 (3)	80.29	2.578	11:47:07.487

Weather / Track : Bright / Dry

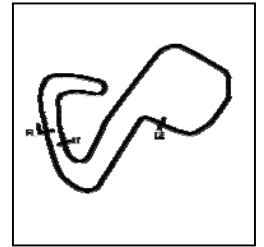
Brands Hatch GP

Circuit Length = 2.4332 miles

Start: 11:30 Flag 11:45 End: 11:48

Radical SR1 Cup

RACE 9 - SECTOR ANALYSIS



SECTOR 1 = FL to I1, SECTOR 2 = I1 to I2, SECTOR 3 = I2 to FL, DIFF = Difference To Personal Best Lap, P = Crossed Finish Line in Pit Lane, D = Time Disallowed

P10 95		David TAGG		Radical SR1			
IDEAL LAP TIME : 1:46.127		BEST LAP TIME : 1:46.927		DIFFERENCE : 0.800			
LAP	SECTOR 1	SECTOR 2	SECTOR 3	LAP TIME	MPH	DIFF	TIME OF DAY
1 -		48.645	24.725	1:55.770	75.66	8.843	11:32:33.210
2 -	35.553	48.892	24.578	1:49.023 (3)	80.34	2.096	11:34:22.233
3 -	1:17.765	50.922	25.646	2:34.333	56.75	47.406	11:36:56.566
4 -	36.846	49.998	25.597	1:52.441	77.90	5.514	11:38:49.007
5 -	35.540	50.246	25.602	1:51.388	78.64	4.461	11:40:40.395
6 -	34.544	48.701	25.151	1:48.396 (2)	80.81	1.469	11:42:28.791
7 -	34.153	47.396	25.378	1:46.927 (1)	81.92		11:44:15.718

P11 71		Nigel PAINE		Radical SR1			
IDEAL LAP TIME : 1:51.047		BEST LAP TIME : 1:51.047		DIFFERENCE : 0.000			
LAP	SECTOR 1	SECTOR 2	SECTOR 3	LAP TIME	MPH	DIFF	TIME OF DAY
1 -		51.563	26.911	2:13.632 (3)	65.55	22.585	11:32:51.072
2 -	36.547	50.848	25.882	1:53.277 (2)	77.33	2.230	11:34:44.349
3 -	36.349	48.972	25.726	1:51.047 (1)	78.88		11:36:35.396

Radical SR1 Cup

RACE 14 - CLASSIFICATION

POS	NO	NAME	ENTRY	LAPS	TIME	GAP	DIFF	MPH	BEST	ON
1	3	Jerome DE SADELEER	Radical SR1	12	21:15.888			82.38	1:36.690	7
2	88	Richard BAXTER	Radical SR1	12	21:16.936	1.048	1.048	82.32	1:37.534	2
3	12	Rob ELLICE	Radical SR1	12	21:17.924	2.036	0.988	82.25	1:37.999	8
4	22	James PINKERTON	Radical SR1	12	21:19.810	3.922	1.886	82.13	1:38.097	8
5	56	Rob COURTNEIDGE	Radical SR1	12	21:20.259	4.371	0.449	82.10	1:37.321	8
6	95	David TAGG	Radical SR1	12	22:12.860	56.972	52.601	78.86	1:45.937	7
7	5	Peter DEVLIN	Radical SR1	12	22:25.751	1:09.863	12.891	78.11	1:47.640	7
8	71	Nigel PAINE	Radical SR1	11	21:30.549	1 Lap	1 Lap	74.66	1:48.446	7

NOT CLASSIFIED

DNF	51	Andrew RITCHIE	Radical SR1	7	11:46.150	5 Laps	4 Laps	86.83	1:39.431	7
DNF	10	David THOMPSON	Radical SR1	2	3:26.032	10 Laps	5 Laps	85.03	1:39.796	2
DNF	48	Andy CHITTENDEN	Radical SR1	2	3:27.489	10 Laps	1.457	84.43	1:39.632	2

FASTEST LAP

3	Jerome DE SADELEER	Radical SR1	7	1:36.690	90.59 mph	145.80 kph
---	--------------------	-------------	---	----------	-----------	------------

Weather / Track : Bright / Dry

These results are provisional until the conclusion of any judicial and technical matters.

Brands Hatch GP

Circuit Length = 2.4332 miles

Start: 15:41 Flag 16:02 End: 16:06

Clerk Of Course :

Timekeeper :

Radical SR1 Cup

RACE 14 - LAP CHART

LAP 1 @ 15:43:18.950			LAP 2 @ 15:44:56.484			LAP 3 @ 15:46:34.527			LAP 4 @ 15:48:11.786			LAP 5 @ 15:49:49.131		
NO	BEHIND	LAP TIME	NO	BEHIND	LAP TIME	NO	BEHIND	LAP TIME	NO	BEHIND	LAP TIME	NO	BEHIND	LAP TIME
88		1:43.246	88		1:37.534	3		1:37.769	3		1:37.259	3		1:37.345
3	0.574	1:43.820	3	0.274	1:37.234	88	1.027	1:39.070	88	1.624	1:37.856	88	2.246	1:37.967
12	2.002	1:45.248	12	2.966	1:38.498	12	5.014	1:40.091	12	7.304	1:39.549	12	8.972	1:39.013
10	2.990	1:46.236	10	5.252	1:39.796	22	6.599	1:38.886	22	7.711	1:38.371	22	9.352	1:38.986
22	3.884	1:47.130	22	5.756	1:39.406	51	9.041	1:39.760	51	11.467	1:39.685	51	13.735	1:39.613
48	4.611	1:47.857	48	6.709	1:39.632	56	14.111	1:38.306	56	14.621	1:37.769	56	15.356	1:38.080
51	5.363	1:48.609	51	7.324	1:39.495	95	39.481	1:49.133	95	50.458	1:48.236	95	1:00.003	1:46.890
56	12.600	1:55.846	56	13.848	1:38.782	5	40.090	1:50.978	5	52.812	1:49.981	5	1:03.126	1:47.659
5	14.448	1:57.694	5	27.155	1:50.241	71	44.128	1:48.998	71	56.396	1:49.527	71	1:10.540	1:51.489
95	19.225	2:02.471	95	28.391	1:46.700									
71	19.295	2:02.541	71	33.173	1:51.412									

Weather / Track : Bright / Dry

Results can be found at www.tsl-timing.com

Page 1 of 3

Brands Hatch GP
Circuit Length = 2.4332 miles
Start: 15:41 Flag 16:02 End: 16:06

Printed - 16:24 Sunday, 21 May 2017

Radical SR1 Cup

RACE 14 - LAP CHART

LAP 6 @ 15:51:26.536			LAP 7 @ 15:53:03.226			LAP 8 @ 15:54:40.735			LAP 9 @ 15:56:26.277			LAP 10 @ 15:59:03.526		
NO	BEHIND	LAP TIME	NO	BEHIND	LAP TIME	NO	BEHIND	LAP TIME	NO	BEHIND	LAP TIME	NO	BEHIND	LAP TIME
3		1:37.405	3		1:36.690	3		1:37.509	3		1:45.542	3		2:37.249
88	2.672	1:37.831	88	3.964	1:37.982	88	4.706	1:38.251	71	1 Lap	1:58.094	88	0.583	2:27.808
12	10.844	1:39.277	12	13.625	1:39.471	12	14.115	1:37.999	88	10.024	1:50.860	12	1.117	2:15.501
22	11.315	1:39.368	22	14.184	1:39.559	22	14.772	1:38.097	12	22.865	1:54.292	22	3.205	2:16.916
51	15.887	1:39.557	56	18.074	1:38.386	56	17.886	1:37.321	22	23.538	1:54.308	56	3.929	2:17.311
56	16.378	1:38.427	51	18.628	1:39.431	95	1:30.151	1:49.202	56	23.867	1:51.523	95	1:03.984	1:53.728
95	1:09.211	1:46.613	95	1:18.458	1:45.937	5	1:40.588	1:53.420	95	1:47.505	2:02.896	5	1:19.133	1:55.271
5	1:13.727	1:48.006	5	1:24.677	1:47.640				5	2:01.111	2:06.065	71	2:06.715	2:07.206
71	1:22.967	1:49.832	71	1:34.723	1:48.446				71	2:36.758	2:26.992			

Weather / Track : Bright / Dry

Results can be found at www.tsl-timing.com

Page 2 of 3

Brands Hatch GP
 Circuit Length = 2.4332 miles
 Start: 15:41 Flag 16:02 End: 16:06

Printed - 16:24 Sunday, 21 May 2017

Radical SR1 Cup

RACE 14 - LAP CHART

LAP 11 @ 16:01:14.756			LAP 12 @ 16:02:51.592		
NO	BEHIND	LAP TIME	NO	BEHIND	LAP TIME
3		2:11.230	3		1:36.836
88	0.126	2:10.773	88	1.048	1:37.758
12	0.336	2:10.449	12	2.036	1:38.536
22	1.142	2:09.167	22	3.922	1:39.616
56	1.652	2:08.953	56	4.371	1:39.555
95	46.489	1:53.735	71	1 Lap	1:56.012
5	57.532	1:49.629	95	56.972	1:47.319
			5	1:09.863	1:49.167

Weather / Track : Bright / Dry

Results can be found at www.tsl-timing.com

Page 3 of 3

Brands Hatch GP
Circuit Length = 2.4332 miles
Start: 15:41 Flag 16:02 End: 16:06

Printed - 16:24 Sunday, 21 May 2017

Radical SR1 Cup

RACE 14 - BEST SECTORS

SECTOR 1			SECTOR 2			SECTOR 3			IDEAL / BEST COMPARISON						
POS	NO	NAME	TIME	NO	NAME	TIME	NO	NAME	TIME	POS	NO	NAME	IDEAL	BEST	DIFF
												PERFECT LAP	1:35.872		
1	88	BAXTER	30.442	3	DE SADELEER	42.502	3	DE SADELEER	22.928	1	3	DE SADELEER	1:36.163	1:36.690	0.527
2	22	PINKERTON	30.515	88	BAXTER	43.281	56	COURTNEIDGE	23.002	2	88	BAXTER	1:36.965	1:37.534	0.569
3	51	RITCHIE	30.533	56	COURTNEIDGE	43.401	22	PINKERTON	23.096	3	56	COURTNEIDGE	1:37.011	1:37.321	0.310
4	12	ELLICE	30.587	12	ELLICE	43.584	88	BAXTER	23.242	4	12	ELLICE	1:37.511	1:37.999	0.488
5	56	COURTNEIDGE	30.608	51	RITCHIE	43.890	51	RITCHIE	23.269	5	51	RITCHIE	1:37.692	1:39.431	1.739
6	3	DE SADELEER	30.733	22	PINKERTON	44.225	12	ELLICE	23.340	6	22	PINKERTON	1:37.836	1:38.097	0.261
7	48	CHITTENDEN	30.792	10	THOMPSON	44.359	10	THOMPSON	23.543	7	48	CHITTENDEN	1:38.783	1:39.632	0.849
8	10	THOMPSON	31.259	48	CHITTENDEN	44.375	48	CHITTENDEN	23.616	8	10	THOMPSON	1:39.161	1:39.796	0.635
9	5	DEVLIN	33.102	95	TAGG	47.997	95	TAGG	24.503	9	95	TAGG	1:45.625	1:45.937	0.312
10	95	TAGG	33.125	5	DEVLIN	48.237	71	PAINE	25.326	10	5	DEVLIN	1:46.728	1:47.640	0.912
11	71	PAINE	34.515	71	PAINE	48.605	5	DEVLIN	25.389	11	71	PAINE	1:48.446	1:48.446	0.000

Weather / Track : Bright / Dry

Results can be found at www.tsl-timing.com

Brands Hatch GP

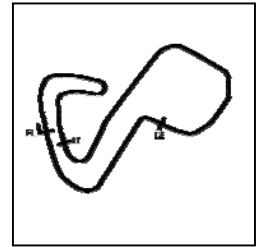
Circuit Length = 2.4332 miles

Start: 15:41 Flag 16:02 End: 16:06

Printed - 16:25 Sunday, 21 May 2017

Radical SR1 Cup

RACE 14 - SECTOR ANALYSIS



SECTOR 1 = FL to I1, SECTOR 2 = I1 to I2, SECTOR 3 = I2 to FL, DIFF = Difference To Personal Best Lap, P = Crossed Finish Line in Pit Lane, D = Time Disallowed

P1		3		Jerome DE SADELEER		Radical SR1	
IDEAL LAP TIME : 1:36.163		BEST LAP TIME : 1:36.690		DIFFERENCE : 0.527			
LAP	SECTOR 1	SECTOR 2	SECTOR 3	LAP TIME	MPH	DIFF	TIME OF DAY
1 -		43.003	23.326	1:43.820	84.37	7.130	15:43:19.524
2 -	30.985	42.982	23.267	1:37.234 (3)	90.09	0.544	15:44:56.758
3 -	30.883	43.791	23.095	1:37.769	89.59	1.079	15:46:34.527
4 -	30.733	43.501	23.025	1:37.259	90.06	0.569	15:48:11.786
5 -	30.837	43.418	23.090	1:37.345	89.98	0.655	15:49:49.131
6 -	31.049	43.134	23.222	1:37.405	89.93	0.715	15:51:26.536
7 -	30.747	43.015	22.928	1:36.690 (1)	90.59		15:53:03.226
8 -	30.889	43.438	23.182	1:37.509	89.83	0.819	15:54:40.735
9 -	30.948	48.293	26.301	1:45.542	82.99	8.852	15:56:26.277
10 -	35.190	1:22.717	39.342	2:37.249	55.70	1:00.559	15:59:03.526
11 -	43.366	59.634	28.230	2:11.230	66.75	34.540	16:01:14.756
12 -	31.112	42.502	23.222	1:36.836 (2)	90.46	0.146	16:02:51.592

P2		88		Richard BAXTER		Radical SR1	
IDEAL LAP TIME : 1:36.965		BEST LAP TIME : 1:37.534		DIFFERENCE : 0.569			
LAP	SECTOR 1	SECTOR 2	SECTOR 3	LAP TIME	MPH	DIFF	TIME OF DAY
1 -		43.884	23.391	1:43.246	84.84	5.712	15:43:18.950
2 -	30.444	43.623	23.467	1:37.534 (1)	89.81		15:44:56.484
3 -	30.577	44.953	23.540	1:39.070	88.42	1.536	15:46:35.554
4 -	30.442	44.098	23.316	1:37.856	89.51	0.322	15:48:13.410
5 -	30.450	44.174	23.343	1:37.967	89.41	0.433	15:49:51.377
6 -	30.449	44.008	23.374	1:37.831 (3)	89.54	0.297	15:51:29.208
7 -	30.511	44.059	23.412	1:37.982	89.40	0.448	15:53:07.190
8 -	30.576	44.151	23.524	1:38.251	89.15	0.717	15:54:45.441
9 -	30.987	51.711	28.162	1:50.860	79.01	13.326	15:56:36.301
10 -	36.162	1:12.273	39.373	2:27.808	59.26	50.274	15:59:04.109
11 -	43.506	59.424	27.843	2:10.773	66.98	33.239	16:01:14.882
12 -	31.235	43.281	23.242	1:37.758 (2)	89.60	0.224	16:02:52.640

P3		12		Rob ELLICE		Radical SR1	
IDEAL LAP TIME : 1:37.511		BEST LAP TIME : 1:37.999		DIFFERENCE : 0.488			
LAP	SECTOR 1	SECTOR 2	SECTOR 3	LAP TIME	MPH	DIFF	TIME OF DAY
1 -		44.040	23.365	1:45.248	83.22	7.249	15:43:20.952
2 -	31.013	43.888	23.597	1:38.498 (2)	88.93	0.499	15:44:59.450
3 -	31.229	45.031	23.831	1:40.091	87.51	2.092	15:46:39.541
4 -	31.482	44.436	23.631	1:39.549	87.99	1.550	15:48:19.090
5 -	31.042	44.435	23.536	1:39.013	88.47	1.014	15:49:58.103
6 -	31.240	44.661	23.376	1:39.277	88.23	1.278	15:51:37.380
7 -	31.212	44.642	23.617	1:39.471	88.06	1.472	15:53:16.851
8 -	30.587	43.954	23.458	1:37.999 (1)	89.38		15:54:54.850
9 -	32.764	54.076	27.452	1:54.292	76.64	16.293	15:56:49.142
10 -	35.654	1:00.780	39.067	2:15.501	64.64	37.502	15:59:04.643
11 -	43.582	59.303	27.564	2:10.449	67.15	32.450	16:01:15.092
12 -	31.612	43.584	23.340	1:38.536 (3)	88.89	0.537	16:02:53.628

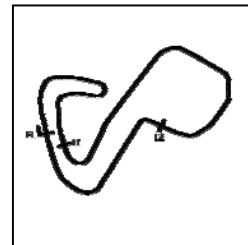
P4		22		James PINKERTON		Radical SR1	
IDEAL LAP TIME : 1:37.836		BEST LAP TIME : 1:38.097		DIFFERENCE : 0.261			
LAP	SECTOR 1	SECTOR 2	SECTOR 3	LAP TIME	MPH	DIFF	TIME OF DAY
1 -		44.781	23.549	1:47.130	81.76	9.033	15:43:22.834
2 -	30.916	45.394	23.096	1:39.406	88.12	1.309	15:45:02.240
3 -	30.864	44.617	23.405	1:38.886 (3)	88.58	0.789	15:46:41.126
4 -	30.670	44.430	23.271	1:38.371 (2)	89.04	0.274	15:48:19.497
5 -	30.934	44.859	23.193	1:38.986	88.49	0.889	15:49:58.483
6 -	31.011	45.098	23.259	1:39.368	88.15	1.271	15:51:37.851
7 -	31.054	45.192	23.313	1:39.559	87.98	1.462	15:53:17.410
8 -	30.515	44.225	23.357	1:38.097 (1)	89.29		15:54:55.507
9 -	32.623	54.209	27.476	1:54.308	76.63	16.211	15:56:49.815

Weather / Track : Bright / Dry

Brands Hatch GP
Circuit Length = 2.4332 miles
Start: 15:41 Flag 16:02 End: 16:06

Radical SR1 Cup

RACE 14 - SECTOR ANALYSIS



SECTOR 1 = FL to I1, SECTOR 2 = I1 to I2, SECTOR 3 = I2 to FL, DIFF = Difference To Personal Best Lap, P = Crossed Finish Line in Pit Lane, D = Time Disallowed

10 -	35.959	1:01.034	39.923	2:16.916	63.97	38.819	15:59:06.731
11 -	43.432	58.942	26.793	2:09.167	67.81	31.070	16:01:15.898
12 -	31.697	44.378	23.541	1:39.616	87.93	1.519	16:02:55.514

P5 56		Rob COURTNEIDGE			Radical SR1		
IDEAL LAP TIME : 1:37.011		BEST LAP TIME : 1:37.321			DIFFERENCE : 0.310		
LAP	SECTOR 1	SECTOR 2	SECTOR 3	LAP TIME	MPH	DIFF	TIME OF DAY
1 -		44.964	24.055	1:55.846	75.61	18.525	15:43:31.550
2 -	31.026	44.526	23.230	1:38.782	88.67	1.461	15:45:10.332
3 -	30.813	44.141	23.352	1:38.306	89.10	0.985	15:46:48.638
4 -	30.608	44.159	23.002	1:37.769 (2)	89.59	0.448	15:48:26.407
5 -	30.824	44.001	23.255	1:38.080 (3)	89.31	0.759	15:50:04.487
6 -	30.732	43.994	23.701	1:38.427	88.99	1.106	15:51:42.914
7 -	31.235	43.917	23.234	1:38.386	89.03	1.065	15:53:21.300
8 -	30.677	43.401	23.243	1:37.321 (1)	90.00		15:54:58.621
9 -	31.181	53.151	27.191	1:51.523	78.54	14.202	15:56:50.144
10 -	36.013	1:01.705	39.593	2:17.311	63.79	39.990	15:59:07.455
11 -	43.351	59.098	26.504	2:08.953	67.93	31.632	16:01:16.408
12 -	31.623	44.314	23.618	1:39.555	87.98	2.234	16:02:55.963

P6 95		David TAGG			Radical SR1		
IDEAL LAP TIME : 1:45.625		BEST LAP TIME : 1:45.937			DIFFERENCE : 0.312		
LAP	SECTOR 1	SECTOR 2	SECTOR 3	LAP TIME	MPH	DIFF	TIME OF DAY
1 -		48.326	24.772	2:02.471	71.52	16.534	15:43:38.175
2 -	33.838	47.997	24.865	1:46.700 (3)	82.09	0.763	15:45:24.875
3 -	34.285	49.737	25.111	1:49.133	80.26	3.196	15:47:14.008
4 -	34.055	49.248	24.933	1:48.236	80.93	2.299	15:49:02.244
5 -	34.002	48.038	24.850	1:46.890	81.95	0.953	15:50:49.134
6 -	33.441	48.382	24.790	1:46.613 (2)	82.16	0.676	15:52:35.747
7 -	33.125	48.262	24.550	1:45.937 (1)	82.68		15:54:21.684
8 -	33.385	49.652	26.165	1:49.202	80.21	3.265	15:56:10.886
9 -	40.395	51.424	31.077	2:02.896	71.27	16.959	15:58:13.782
10 -	36.807	50.193	26.728	1:53.728	77.02	7.791	16:00:07.510
11 -	37.937	51.295	24.503	1:53.735	77.01	7.798	16:02:01.245
12 -	33.788	48.590	24.941	1:47.319	81.62	1.382	16:03:48.564

P7 5		Peter DEVLIN			Radical SR1		
IDEAL LAP TIME : 1:46.728		BEST LAP TIME : 1:47.640			DIFFERENCE : 0.912		
LAP	SECTOR 1	SECTOR 2	SECTOR 3	LAP TIME	MPH	DIFF	TIME OF DAY
1 -		48.509	26.105	1:57.694	74.42	10.054	15:43:33.398
2 -	34.821	49.227	26.193	1:50.241	79.46	2.601	15:45:23.639
3 -	35.080	49.518	26.380	1:50.978	78.93	3.338	15:47:14.617
4 -	35.091	49.253	25.637	1:49.981	79.64	2.341	15:49:04.598
5 -	33.867	48.237	25.555	1:47.659 (2)	81.36	0.019	15:50:52.257
6 -	34.062	48.555	25.389	1:48.006 (3)	81.10	0.366	15:52:40.263
7 -	33.102	48.761	25.777	1:47.640 (1)	81.38		15:54:27.903
8 -	34.540	52.056	26.824	1:53.420	77.23	5.780	15:56:21.323
9 -	39.136	55.609	31.320	2:06.065	69.48	18.425	15:58:27.388
10 -	36.576	50.706	27.989	1:55.271	75.99	7.631	16:00:22.659
11 -	35.303	48.921	25.405	1:49.629	79.90	1.989	16:02:12.288
12 -	34.429	48.265	26.473	1:49.167	80.24	1.527	16:04:01.455

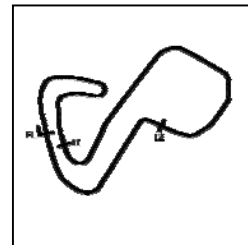
P8 71		Nigel PAINE			Radical SR1		
IDEAL LAP TIME : 1:48.446		BEST LAP TIME : 1:48.446			DIFFERENCE : 0.000		
LAP	SECTOR 1	SECTOR 2	SECTOR 3	LAP TIME	MPH	DIFF	TIME OF DAY
1 -		50.415	25.663	2:02.541	71.48	14.095	15:43:38.245
2 -	35.860	49.675	25.877	1:51.412	78.62	2.966	15:45:29.657
3 -	34.675	48.685	25.638	1:48.998 (2)	80.36	0.552	15:47:18.655
4 -	34.747	49.125	25.655	1:49.527 (3)	79.97	1.081	15:49:08.182
5 -	35.244	50.329	25.916	1:51.489	78.57	3.043	15:50:59.671

Weather / Track : Bright / Dry

Brands Hatch GP
Circuit Length = 2.4332 miles
Start: 15:41 Flag 16:02 End: 16:06

Radical SR1 Cup

RACE 14 - SECTOR ANALYSIS



SECTOR 1 = FL to I1, SECTOR 2 = I1 to I2, SECTOR 3 = I2 to FL, DIFF = Difference To Personal Best Lap, P = Crossed Finish Line in Pit Lane, D = Time Disallowed

6 -	35.102	49.139	25.591	1:49.832	79.75	1.386	15:52:49.503
7 -	34.515	48.605	25.326	1:48.446 (1)	80.77		15:54:37.949
8 -	35.708	54.022	28.364	1:58.094	74.17	9.648	15:56:36.043
9 -	35.832	1:11.674	39.486	2:26.992	59.59	38.546	15:59:03.035
10 -	43.261	54.865	29.080	2:07.206	68.86	18.760	16:01:10.241
11 -	39.787	50.142	26.083	1:56.012	75.50	7.566	16:03:06.253

P9	51	Andrew RITCHIE	Radical SR1				
IDEAL LAP TIME : 1:37.692		BEST LAP TIME : 1:39.431		DIFFERENCE : 1.739			

LAP	SECTOR 1	SECTOR 2	SECTOR 3	LAP TIME	MPH	DIFF	TIME OF DAY
1 -		45.507	23.592	1:48.609	80.65	9.178	15:43:24.313
2 -	30.959	44.657	23.879	1:39.495 (2)	88.04	0.064	15:45:03.808
3 -	30.830	45.225	23.705	1:39.760	87.80	0.329	15:46:43.568
4 -	31.302	44.840	23.543	1:39.685	87.87	0.254	15:48:23.253
5 -	30.942	44.741	23.930	1:39.613	87.93	0.182	15:50:02.866
6 -	31.249	44.398	23.910	1:39.557 (3)	87.98	0.126	15:51:42.423
7 -	31.797	44.365	23.269	1:39.431 (1)	88.09		15:53:21.854

P10	10	David THOMPSON	Radical SR1				
IDEAL LAP TIME : 1:39.161		BEST LAP TIME : 1:39.796		DIFFERENCE : 0.635			

LAP	SECTOR 1	SECTOR 2	SECTOR 3	LAP TIME	MPH	DIFF	TIME OF DAY
1 -		44.359	23.543	1:46.236 (2)	82.45	6.440	15:43:21.940
2 -	31.602	44.444	23.750	1:39.796 (1)	87.77		15:45:01.736

P11	48	Andy CHITTENDEN	Radical SR1				
IDEAL LAP TIME : 1:38.783		BEST LAP TIME : 1:39.632		DIFFERENCE : 0.849			

LAP	SECTOR 1	SECTOR 2	SECTOR 3	LAP TIME	MPH	DIFF	TIME OF DAY
1 -		44.375	23.813	1:47.857 (2)	81.21	8.225	15:43:23.561
2 -	30.792	45.224	23.616	1:39.632 (1)	87.92		15:45:03.193