

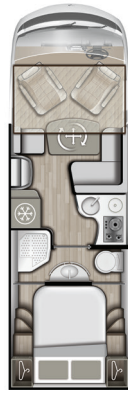
THE 2021 MOBILVETTA RANGE

Weights & Dimensions



2021 MOBILVETTA K.YACHT RANGE

K-Yacht 79



K-Yacht 80



K-Yacht 85



2021 OTR PRICE	£79,995		£79,995			£79,995		
Fiat Multijet Diesel Engine	160bhp Automatic Option (+20kg)		160bhp Automatic Option (+20kg)			160bhp Automatic Option (+20kg)		
Wheelbase (mm)	4035		3800			4035		
Approved belted travel seats (including driver)	3650 (std) 	4400 (opt) 	3500 (std) 	3650kg (opt) 	4400 (opt) 	3500 (std) 	3650 (opt) 	4400 (opt)
Berths (sleeping positions)								
Overall length	7440mm / 24'5"		6990mm / 22'11"			7440mm / 24'5"		
Overall width (inc mirrors)	2740mm / 9'0"		2740mm / 9'0"			2740mm / 9'0"		
Overall width (mirrors folded)	2350mm / 7'9"		2350mm / 7'9"			2350mm / 7'9"		
Overall height (inc tv aerial)	2890mm / 9'6"		2890mm / 9'6"			2890mm / 9'6"		
Rear garage dimensions (mm)	910x1150		710x800 L - 710x600 R			910x1150		
TYRES								
Tyre size	225/75 R16 CP (116/114)Q		225/75 R16 CP (116/114)Q			225/75 R16 CP (116/114)Q		
Tyre pressure at PSI - Front Rear	79.5 ± 1		79.5 ± 1			79.5 ± 1		
WEIGHTS & TOWING								
MTPLM (kg) (A)	3650	4400 (optional)	3500 (optional)	3650	4400 (optional)	3500 (optional)	3650	4400 (optional)
Mass in Running Order (kg) (B)	3253 3273 (auto)	3304 3324 (auto)	3231 3251 (auto)	3253 3273 (auto)	3304 3324k (auto)	3226 3246 (auto)	3253 3273 (auto)	3304 3324 (auto)
Maximum User Payload (kg) (A-B)	397 377 (auto)	1096 1076 (auto)	269 249 (auto)	397 377 (auto)	1096 1076 (auto)	274 254kg (auto)	397 377 (auto)	1096 1076 (auto)
Max. front axle weight (kg)	1850	2100	1850	1850	2100	1850	1850	2100
Max. rear axle weight (kg)	2000	2500	2000	2000	2500	2000	2000	2500
Max. towing limit (kg) (Manual & Automatic Engines)	2000		2000			2000		
Gross Train Weight (kg)	5650	6400	5500	5650	6400	5500	5650	6400
BED SIZES								
Drop Down Bed Size	1 x Double 1350mm x 1900mm 4'5" x 6'3"		1 x Double 1350mm x 1900mm 4'5" x 6'3"			1 x Double 1350mm x 1900mm 4'5" x 6'3"		
Rear Bed Size	1 x Double 1400mm x 1920mm 4'7" x 6'4"		1 x Double 2100mm x 1400mm 6'11" x 4'7"			2 x Singles 820mm x 2050mm / 2'8" x 6'9" 820mm x 1920mm / 2'8" x 6'4"		

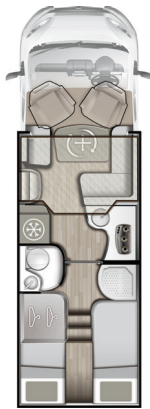
THE 2021 MOBILVETTA RANGE

Weights & Dimensions

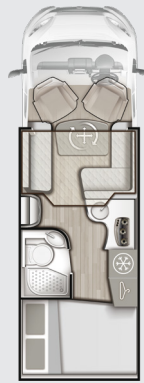


2021 MOBILVETTA KEA-P RANGE

Kea P65



Kea P67



Kea P68



2021 OTR PRICE	£69,995			£67,995			£69,995		
Fiat Multijet Diesel Engine	160bhp Automatic Option (+20kg)			160bhp Automatic Option (+20kg)			160bhp Automatic Option (+20kg)		
Wheelbase (mm)	4035			3800			3800		
Approved belted travel seats (including driver)	3500 (std)	3650 (opt)	4400 (opt)	3500 (std)	3650 (opt)	4400 (opt)	3 3500 (std)	3650 (opt)	4400 (opt)
Berths (sleeping positions)									
Overall length	7380mm / 24'3"			6990mm / 22'11"			7380mm / 24'3"		
Overall width (inc mirrors)	2770mm / 9'1"			2770mm / 9'1"			2770mm / 9'1"		
Overall width (mirrors folded)	2350mm / 7'9"			2350mm / 7'9"			2350mm / 7'9"		
Overall height (inc tv aerial)	2900mm / 9'6"			2900mm / 9'6"			2900mm / 9'6"		
Rear garage dimensions (mm)	910x1150			710x800 L - 710x600 R			910x1150		
TYRES									
Tyre size	225/75 R16 CP (116/114)Q			225/75 R16 CP (116/114)Q			225/75 R16 CP (116/114)Q		
Tyre pressure at Psi - Front Rear	79.5 ± 1			79.5 ± 1			79.5 ± 1		
WEIGHTS & TOWING									
MTPLM (kg) (A)	3500	3650 (optional)	4400 (optional)	3500	3650 (optional)	4400 (optional)	3500	3650 (optional)	4400 (optional)
Mass in Running Order (kg) (B)	3227 3247(auto)	3292 3312 (auto)	3419 3439 (auto)	3231 3251(auto)	3283 3303 (auto)	3334 3354 (auto)	3227 3247 (auto)	3292 3312 (auto)	3419 3439 (auto)
Maximum User Payload (kg) (A-B)	273 253 (auto)	358 338 (auto)	981 961 (auto)	269 249 (auto)	367kg 347kg (auto)	1066 1046 (auto)	273kg 253kg (auto)	358 338 (auto)	981 961 (auto)
Max. front axle weight (kg)	1850	1850	2100	1850	1850	2100	1850	1850	2100
Max. rear axle weight (kg)	2000	2000	2500	2000	2000	2500	2000	2000	2500
Max. towing limit (kg) (Manual & Automatic Engines)	2000			2000			2000		
Gross Train Weight (kg)	5500	5650	6400	5500	5650	6400	5500	5650	6400
BED SIZES									
Drop Down Bed Size	1 x Double 1130 x 1310mm x 1910mm 3'8" x 4'4" x 6'3"			1 x Double 1130 x 1310mm x 1910mm 3'8" x 4'4" x 6'3"			1 x Double 1280mm x 1070mm x 1910mm 4'2" x 3'6" x 6'3"		
Rear Bed Size	810 x 1920mm / 2'8" x 6'4" 810 x 2010mm / 2'8" x 6'7"			1 x Double 1400mm x 1280mm x 2200mm 4'7" x 4'2" x 7' 3"			1 x Double 1400mm x 1900mm 4'7" x 6'3"		

THE 2021 MOBILVETTA RANGE

Specification

CHASSIS

- Fiat X290 2.3L 160bhp Euro 6D chassis with six speed gearbox
- NEW Automatic gearbox AT9 (9 speed) cost option
- 16" Alloy wheels
- High level dashboard
- Lounge trim level (bronze finishing)
- Steering wheel radio controls

AUDIO SYSTEM

- ZENEC DAB Radio with touchscreen Sat Nav & rear observation camera system with Bluetooth & USB on all models.

DRIVER SAFETY

- Drivers pack: Cruise control - Traction Plus - ESC - Hill assist - Hill descend Driver & passenger air bags
- Electric & heated wing mirrors
- LED daytime running lights (K-Yacht)

DRIVER COMFORT

- Leather steering wheel and gear lever
- Pleated cab blinds (K-Yacht)
- Heated Windscreen (K-Yacht)
- Automatic cab air conditioning
- Ergonomic swivel captain style cab seats

BODY CONSTRUCTION

- 12v - 220V and TV sockets
- Heavy duty entrance door with window, blinds and integrated dustbin
- Central locking with single key remote control for both habitation and cab doors.
- Mosquito net for entrance door
- Exterior skirt storage compartment
- iTech insulation technology with 100% wood free construction.
- Spacious rear garage with easy access
- Awning light

ELECTRICS, GAS AND PLUMBING

- 120L Fresh water tank.
- 110L Waste water tank
- WINTER PACK - insulated waste water tank and exhaust valve with anti-freeze protection
- 7" Touchscreen control panel for lighting/water levels/battery and temperature control.
- Truma Combi 6 gas/electric space & water heating system
- Exterior TV aerial socket
- External shower point
- External 240V socket
- Exterior BBQ point
- Storage for 2 x gas bottles
- Solar panel
- Truma iNet
- Speakers in bedroom
- Smoke detector sensor
- Carbon monoxide sensor

LIVING AREA

- Ambient LED Lighting throughout
- Spacious wardrobe
- Luxurious Comfort Grey synthetic leather + fabric combined upholstery with fire retardant treatment
- Luxury mattresses
- Flyscreens and blinds on all habitation windows
- Heki rooflights with blind & flyscreens
- Internal underfloor storage
- Electric drop down table (selective K-Yacht models)
- Electric drop down beds (varies by model)
- TV bracket and aerial on all models (K-Yacht)
- Two forward facing seats with lap & diagonal belts

SECURITY SYSTEMS

- Traffic Master Trackstar CAT7 Tracker

KITCHEN

- 150L Three-way fridge & freezer compartment
- Two burner & electric induction hot plate hob cooker
- Dometic gas oven/grill with integrated extractor hood
- Multi-functional chopping board
- Chrome sink with mixer tap
- Slide out larder style cupboard

WASHROOM

- Large separate shower with tinted door
- Vanity unit with toothbrush & soap holder
- Towel rail, toilet roll holder & brush
- Shower duckboard in Tek wood
- Rooflight
- Chrome storage shelves and towel rail
- Chrome showerhead and fixings

WARRANTY



For full warranty details please visit:

www.marquisleisure.co.uk/warranty

THE 2021 MOBILVETTA RANGE

Specification

IMPORTANT SPECIFICATION INFORMATION

Data & accuracy: The contents of this publication are as accurate as possible at the time of going to press (November 2020), but this brochure should not be regarded as an infallible guide to current specifications, nor does it constitute an offer for the sale of any particular vehicle. It's the continual policy of Fiat and Mobilvetta to seek to improve their vehicles in every way and so whilst every effort has been made to ensure the details set out in this brochure were correct at the time of going to press, they are unable to accept responsibility for discrepancies between these and subsequent models shown. Mobilvetta reserve the right to alter the specifications and price at any time without prior notice. Bedding and "dress" items shown in photography are used for illustrative purposes only and are not part of the vehicle specification. Details of performance, dimensions and weights are subject to minor deviations within manufacturer tolerance limits (max +/- 5%).

Note 1: The Mass In Running Order (MIRO) - Weight of the Motorhome equipped to the manufacturer's standard specification including essential habitation equipment.

Note 2: Maximum User Payload includes Personal Effects Payload, conventional load and the Optional Equipment Payload.

Note 3: Maximum Technically Permissible Laden Mass (MTPLM) - The technical maximum permissible laden weight of the Motorhome.

Note 4: Please ensure that you've allowed for the masses of all items you intend to carry in the Motorhome.

Note 5: All data is calculated using metric weights and measurements. The imperial figures quoted are conversions thereof and have been rounded to the nearest inch. All dimensions have a tolerance of +/- 25mm.

Note 6: Your Motorhome weights have been calculated with all water tanks empty and you are recommended to travel with all water tanks empty.

Note 7: Warning - Under no circumstances should the plated MTPLM of the Motorhome be exceeded.

Note 8: Heights are measured on an unladen vehicle with the aerial in the lowest position.

Note 9: The maximum weight capacity for an electric drop down bed is 250kg, fixed rear beds have a limit of 250kg, overcab beds are 250kg and bunk beds 100kg.

Note 10: Garage Dimensions quoted are "aperture" height and width and interior garage dimensions may vary..

IMPORTANT PRICING INFORMATION

Prices effective 1st November 2020. The base price is for the vehicle with its standard specification. The On the Road (OTR) price includes the cost of Number Plates, all delivery charges, First Year VED (Road Tax) and 1st Registration Fee (as set by H.M Government). VAT inclusive at 20%. Marquis Motorhomes & Caravans is a registered trademark of The Auto-Sleepers Group Ltd. This price list supersedes all others.