

THE 2021 MILEO RANGE

Weights & Dimensions

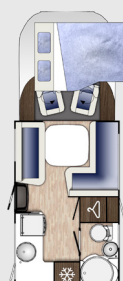


**2021
MILEO
RANGE**

Mileo 201



Mileo 202



Mileo 231



Mileo 243



2021 OTR PRICE	£55,995		£56,995		£55,995		£59,995		
Fiat Multijet Diesel Engine	160bhp 2.3L Manual		160bhp 2.3L Manual		160bhp 2.3L Manual		160bhp 2.3L Manual		
Wheelbase (mm)	3450		3800		3450		4035		
Approved belted travel seats (including driver)									
Berths (sleeping positions)									
Overall length	5950mm/19'6"		5950mm/19'6"		5950mm/19'6"		6990m/22'11"		
Overall width (inc mirrors)	2750mm/9'0"		2750mm/9'0"		2750mm/9'0"		2750mm/9'0"		
Overall width (mirrors folded)	2300mm/7'7"		2300mm/7'7"		2300mm/7'7"		2300mm/7'7"		
Overall height (inc tv aerial)	2890mm/9'6"		2890mm/9'6"		2890mm/9'6"		2890mm/9'6"		
Rear garage dimensions (mm)	945/1215(h) x 760(w) x 2175(d)		1900/830(h) x 535(w) x 380/945(d)		620(h) x 1025(w) x 830(d)		945/1215(h) x 1410(w) x 2175(d)		
TYRES									
Tyre size	225/75 R16		225/75 R16		225/75 R16		225/75 R16		
Tyre pressure at Psi - Front Rear	79.5 psi		79.5 psi		79.5 psi		79.5 psi		
WEIGHTS & TOWING									
MTPLM (kg) (A)	3500	3650	3500	3650	3500	3650	3500	3650	4400
Mass in Running Order (kg) (B)	2940		2980		2940		3180	3180	3220
Maximum User Payload (kg) (A-B)	560	710	520	670	560	710	320	470	1180
Unladen Weight (kg)	2730		2775		2735		2995	2995	3035
Max. front axle weight (kg)	1850	1850	1850	1850	1850	1850	1850	1850	2100
Max. rear axle weight (kg)	2000	2000	2000	2000	2000	2000	2000	2000	2500
Max. towing limit (kg) (Manual & Automatic Engines)	2000	1400	2000	1400	2000	1400	2000	1400	1400
Gross Train Weight (kg)	5500	5050	5500	5050	5500	5050	5500	5050	5800
BED SIZES									
Front Drop Down Bed	N/A		1 x Double 1400mm x 1900mm 4'7" x 6'3"		N/A		1 x Double 1400mm x 1900mm 4'7" x 6'3"		
Front/Centre/Rear Lounge Bed	N/A		1 x Double 1200mm x 2100mm 3'11" x 6'11"		N/A		N/A		
Fixed Rear Bed	1 x Double 1390mm x 2000mm 4'7" x 6'7"		N/A		1 x Double 1360mm x 1900mm 4'6" x 6'3"		1 x Double 1390mm x 2000mm 4'7" x 6'7"		

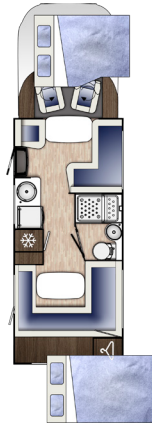
THE 2021 MILEO RANGE

Weights & Dimensions



**2021
MILEO
RANGE**

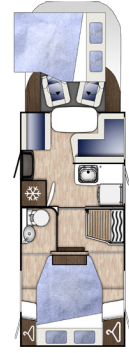
Mileo 282



Mileo 286



Mileo 294



2021 OTR PRICE

£61,995

£59,995

£61,995

Fiat Multijet Diesel Engine	160bhp 2.3L Manual	160bhp 2.3L Manual	160bhp 2.3L Manual
Wheelbase (mm)	4035	4035	4035
Approved belted travel seats (including driver)			
Berths (sleeping positions)			
Overall length	7390mm/24'3"	6950mm/22'10"	7350mm/24'1"
Overall width (inc mirrors)	2750mm/9'0"	2750mm/9'0"	2750mm/9'0"
Overall width (mirrors folded)	2300mm/7'7"	2300mm/7'7"	2300mm/7'7"
Overall height (inc tv aerial)	2890mm/9'6"	2890mm/9'6"	2890mm/9'6"
Rear garage dimensions (mm)	1510(h) x 510(w) x 1510(d)	1190(h) x 805(w) x 2175(d)	760/1030(h) x 1380/800(w) x 2175(d)

TYRES

Tyre size	225/75 R16	225/75 R16	225/75 R16
Tyre pressure at Psi - Front Rear	79.5	79.5	79.5

WEIGHTS & TOWING

MTPLM (kg) (A)	3500	3650	4400	3500	3650	4400	3500	3650	4400
Mass in Running Order (kg) (B)	3220	3220	3260	3130	3130	3170	3240	3240	3280
Maximum User Payload (kg) (A-B)	280	430	1140	370	520	1230	260	410	1120
Unladen Weight (kg)	3040	3040	3080	2950	2950	2990	3060	3060	3100
Max. front axle weight (kg)	1850	1850	2100	1850	1850	2100	1850	1850	2100
Max. rear axle weight (kg)	2000	2000	2500	2000	2000	2500	2000	2000	2500
Max. towing limit (kg) (Manual & Automatic Engines)	2000	1400	1400	2000	1400	1400	2000	1400	1400
Gross Train Weight (kg)	5500	5050	5800	5500	5050	5800	5500	5050	5800

BED SIZES

Front Drop Down Bed	1 x Double 1400mm x 1900mm 4'7" x 6'3"	1 x Double 1400mm x 1900mm 4'7" x 6'3"	1 x Double 1400mm x 1900mm 4'7" x 6'3"
Front/Centre/Rear Lounge Bed	1 x Double 1400mm x 1900mm 4'7" x 6'3"	1 x Double 1300mm x 2100mm 4'3" x 6'11"	N/A
Fixed Rear Bed	N/A	N/A	1 x Double 1390mm x 1900mm 4'7" x 6'3"

THE 2021 MILEO RANGE

SPECIFICATION

CHASSIS

- Fiat Ducato Euro 6D Chassis with 160bhp engine and 6 speed gearbox with an automatic gearbox (9 speed) available as an upgrade
- 2 year chassis warranty
- 60 litre Fuel tank (90 litre on selected models)
- NEW Vehicle Graphics
- NEW black front grill with chrome stripe

DRIVER SAFETY

- NCC approval and full UK specification
- Driver and passenger airbags
- Cruise control
- ABS, ESP, Traction control, Hill assist and curve assist
- Increased rear axle width of 1980mm for better stability
- Remote central locking of cab doors and immobiliser
- LED Daytime running lights
- Alloy wheels plus full spare on all models
- Electric cab windows
- Heated and electric wing mirrors
- Automatic headlights and windscreen wipers
- Security pack
- Colour coded front bumper
- Rear bumper with led lights
- CO₂ alarm
- Smoke alarm

DRIVER COMFORT

- Cab air conditioning
- Cab reading lights
- Adjustable steering wheel
- Fully upholstered swivel captain chairs with two arm rests and height adjustment
- Door pockets and bottle holders
- 12v lighter sockets and USB port
- Aluminium dashboard kit
- Gear stick and steering wheel in leather finish
- Rear corner steadies
- Concertina blinds on doors and windscreen
- Removable carpets including entrance mat
- High resilience seat foam and backrests (130 mm /5")
- Heated driver and passenger cab seats
- 2 double USB sockets located behind driver's seat

AUDIO SYSTEM

- Media function controls on steering wheel
- MP3 player, USB connection and Bluetooth handsfree
- High level DAB radio with touch screen sat nav and integrated rear view observation camera
- Rear speakers
- NEW on/off isolator switch for radio

BODY CONSTRUCTION

- Twin locking habitation door on UK side
- LED awning light
- External shower point
- External BBQ point
- Rear spoiler with integrated tail lights
- Trackstar Leisure CAT6 Tracker with 1 years free subscription
- GRP and 99% wood free construction
- 25mm XPS insulation on sidewalls
- 53mm XPS insulation on floor and roof
- High impact, scratch resistant flooring
- 120 litre fresh water tank isolated and heated with level sensor
- 105 litre waste water tank isolated and heated with level sensor
- Three point seat belts to all designated passenger seats
- High and low fixing points for optional rear mounted cycle rack
- Spacious rear garage with ample storage for leisure equipment & improved lighting for 2021 (selected models)
- Single key locking for habitation doors
- ABS lower moulded rear panel with integral lights
- High level brake light
- Colour coded side skirts
- High quality double glazed opening windows with night-latch ventilation
- Flyscreens and blinds on all windows
- Entrance door with window and flyscreen
- Gas bottle compartment
- Gas regulator suitable for butane or propane

ELECTRICS, GAS AND PLUMBING

- 3x220v sockets
- 3x12v sockets
- TV aerial
- Large & easy to read 12v control panel near to the entrance door
- 12v fuse board
- Mains consumer unit with mains isolator
- Low energy consumption LED lighting
- Truma combi 6kW heating and water system which operates on gas or electric
- Grade III Winter pack including:
 - Insulated and heated waste tanks
 - Insulated external pipes
 - External thermal screen cover
 - External fridge vent covers
- Pressurized fresh water system with self-filling pump
- Isolation taps for gas appliances
- Solar panel
- Fan rooflight
- Leisure Battery

KITCHEN

- Extractor hood
- Decorative kitchen lights
- Metal drawer runners with soft closing system
- Dual fuel gas and electric hob with glass lid with oven and grill
- Stainless steel sink with glass lid
- Microwave oven
- 145 litre fridge/freezer with automatic energy selection (excl 201 & 286)
- 135 litre fridge/freezer (286 only)
- 80 litre fridge/freezer (201 only)
- Grey stone kitchen work top

WASHROOM

- Thetford cassette toilet with electric flush and 18 litre wheeled holding tank
- Chrome finish brass mixer taps and shower head
- Rooflight with flyscreen
- Towel holder
- Washbasin with single door cupboard below
- Fully separate shower
- Bathroom accessories

THE 2021 MILEO RANGE SPECIFICATION

LIVING AREA



- Truma iNet system
- Entrance light
- Dometic Deluxe windows
- Marel ash and nacre style combination furniture
- Rooflights
- Multi positional space saving electric dropdown beds with removable aluminium ladder (selected models)
- Secure positive catches on all furniture doors with soft closing hinges
- Skyview rooflight
- Multi directional sliding table (selected models)
- TV bracket

WARRANTY



For full warranty details please visit:

www.marquisleisure.co.uk/warranty

FABRIC OPTIONS



- Cambridge (standard)

SECURITY SYSTEMS



- Trafficmaster Trackstar CAT7
- Immobiliser CAT6

IMPORTANT SPECIFICATION INFORMATION

Data & accuracy: The contents of this publication are as accurate as possible at the time of going to press (November 2020), but this brochure should not be regarded as an infallible guide to current specifications, nor does it constitute an offer for the sale of any particular vehicle. It's the continual policy of Fiat and Benimar to seek to improve their vehicles in every way and so whilst every effort has been made to ensure the details set out in this brochure were correct at the time of going to press, they are unable to accept responsibility for discrepancies between these and subsequent models shown. Benimar reserve the right to alter the specifications and price at any time without prior notice. Bedding and 'dress' items shown in photography are used for illustrative purposes only and are not part of the vehicle specification. Details of performance, dimensions and weights are subject to minor deviations within manufacturer tolerance limits (max +/- 5%).

Note 1: The Mass In Running Order (MIRO) - Weight of the Motorhome equipped to the manufacturer's standard specification including essential habitational equipment.

Note 2: Maximum User Payload includes Personal Effects Payload, conventional load and the Optional Equipment Payload.

Note 3: Maximum Technically Permissible Laden Mass (MTPLM) - The technical maximum permissible laden weight of the Motorhome.

Note 4: Please ensure that you've allowed for the masses of all items you intend to carry in the Motorhome.

Note 5: All data is calculated using metric weights and measurements. The imperial figures quoted are conversions thereof and have been rounded to the nearest inch. All dimensions have a tolerance of +/- 25mm.

Note 6: Your Motorhome weights have been calculated with all water tanks empty and you are recommend to travel with all water tanks empty.

Note 7: Warning - Under no circumstances should the plated MTPLM of the Motorhome be exceeded.

Note 8: Heights are measured on an unladen vehicle with the aerial in the lowest position.

Note 9: The maximum weight capacity for an electric drop down bed is 250kg, fixed rear beds have a limit of 250kg, overcab beds are 250kg and bunk beds 100kg.

Note 10: Garage Dimensions quoted are "aperture" height and width and interior garage dimensions may vary.

IMPORTANT PRICING INFORMATION

Prices effective 1st November 2020. The base price is for the vehicle with its standard specification. The On the Road (OTR) price includes the cost of Number Plates, all delivery charges, First Year VED (Road Tax) and 1st Registration Fee (as set by H.M Government). VAT inclusive at 20%. Marquis Motorhomes & Caravans is a registered trademark of The Auto-Sleepers Group Ltd. This price list supersedes all others.