

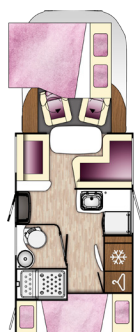
# THE 2021 TESSORO RANGE

## Weights & Dimensions



### 2021 TESSORO RANGE

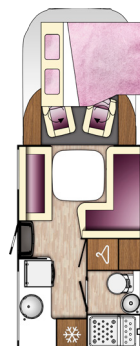
**Tessoro 413**



**Tessoro 463**



**Tessoro 481**



**Tessoro 482**



2021 OTR PRICE	£56,995	£61,995	£56,995	£61,995
Ford Transit Diesel Engine	170bhp Manual	170bhp Manual	170bhp Manual	170bhp Manual
Wheelbase (mm)	3954	3954	3750	3954
Approved belted travel seats (including driver)				
Berths (sleeping positions)				
Overall length	6410mm/21'1"	7380mm/24'2"	5980mm/19'7"	7380mm/24'2"
Overall width (inc mirrors)	2750mm/9'	2750mm/9'	2750mm/9'	2750mm/9'
Overall width (mirrors folded)	2300mm/7'6"	2300mm/7'6"	2300mm/7'6"	2300mm/7'6"
Overall height (inc tv aerial)	2890mm/9'5"	2890mm/9'5"	2890mm/9'5"	2890mm/9'5"
Rear garage dimensions (mm)	1045/225(h) x 840(w) x 2175(d)	1130(h) x 1205(w) x 2175(d)	1900/830(h) x 535(w) x 380/945(d)	350(h) x 540(w) x 2175(d)
<b>TYRES</b>				
Tyre size	235/65 R16	235/65 R16	235/65 R16	235/65 R16
Tyre pressure at Psi - Front   Rear	50.8   65.3	50.8   65.3	50.8   65.3	50.8   65.3
<b>WEIGHTS &amp; TOWING</b>				
MTPLM (kg) (A)	3500	3500	3500	3500
Mass in Running Order (kg) (B)	3085	3200	2995	3200
Maximum User Payload (kg) (A-B)	415	300	505	300
Max. front axle weight (kg / cwt)	1850	1850	1850	1850
Max. rear axle weight (kg / cwt)	2250	2250	2250	2250
Maximum Towing Limit Manual (170hp) (kg)	1400	1400	1400	1400
Gross Train Weight Manual (kg)	4900	4900	4900	4900
Maximum Towing Limit Automatic (kg)	750	750	750	750
Gross Train Weight Automatic (kg)	4250	4250	4250	4250
<b>BED SIZES</b>				
Drop Down Bed	1 x Double 1390mm x 1900mm 4'6" x 6'2"	1 x Double 1390mm x 1900mm 4'6" x 6'2"	1 x Double 1390mm x 1900mm 4'6" x 6'2"	1 x Double 1390mm x 1900mm 4'6" x 6'2"
Front Lounge Bed	N/A	N/A	1 x Double 1400mm x 2100mm 4'6" x 6'9"	1 x Double 1390mm x 1900mm 4'6" x 6'2"
Fixed Rear Bed	2 x Single 800mm x 2100mm 2'6" x 6'9"	2 x Single 800mm x 1900mm 2'6" x 6'2"	N/A	N/A

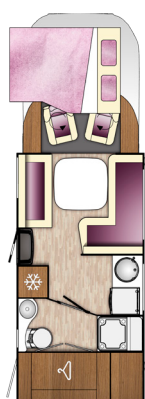
# THE 2021 TESSORO RANGE

## Weights & Dimensions

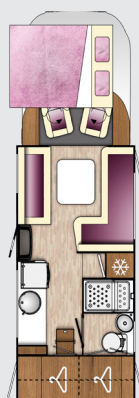


### 2021 TESSORO RANGE

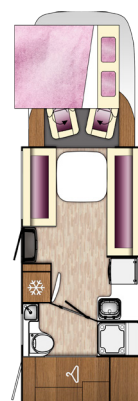
**Tessoro 483**



**Tessoro 486**











**Tessoro 487**



**Tessoro 494**



2021 OTR PRICE	<b>£59,995</b>	<b>£59,995</b>	<b>£59,995</b>	<b>£61,995</b>
Ford Transit Diesel Engine	170bhp Manual	170bhp Manual	170bhp Manual	170bhp Manual
Wheelbase (mm)	3750	3954	3954	3954
Approved belted travel seats (including driver)				
Berths (sleeping positions)				
Overall length	6700mm/21'9"	6980mm/22'9"	6980mm/22'9"	7380mm/24'2"
Overall width (inc mirrors)	2750mm/9'	2750mm/9'	2750mm/9'	2750mm/9'
Overall width (mirrors folded)	2300mm/7'6"	2300mm/7'6"	2300mm/7'6"	2300mm/7'6"
Overall height (inc tv aerial)	2890mm/9'5"	2890mm/9'5"	2890mm/9'5"	2890mm/9'5"
Rear garage dimensions	1155(h) x 855(w) x 2175(d)	1190(h) x 805(w) x 2175(d)	1300(h) x 855(w) x 2175(d)	795(h) x 820(w) x 2175(d)
<b>TYRES</b>				
Tyre size	235/65 R16	235/65 R16	235/65 R16	235/65 R16
Tyre pressure at Psi - Front   Rear	50.8   65.3	50.8   65.3	50.8   65.3	50.8   65.3
<b>WEIGHTS &amp; TOWING</b>				
MTPLM (kg) (A)	3500	3500	3500	3500
Mass in Running Order (kg) (B)	3055	3110	3110	3200
Maximum User Payload (kg) (A-B)	445	390	390	300
Max. front axle weight (kg / cwt)	1850	1850	1850	1850
Max. rear axle weight (kg / cwt)	2250	2250	2250	2250
Maximum Towing Limit Manual (170hp) (kg)	1400	1400	1400	1400
Gross Train Weight Manual (kg)	4900	4900	4900	4900
Maximum Towing Limit Automatic (kg)	750	750	750	750
Gross Train Weight Automatic (kg)	4250	4250	4250	4250
<b>BED SIZES</b>				
Drop Down Bed	1 x Double 1390mm x 1900mm 4'6" x 6'2"	1 x Double 1390mm x 1900mm 4'6" x 6'2"	1 x Double 1390mm x 1900mm 4'6" x 6'2"	1 x Double 1390mm x 1900mm 4'6" x 6'2"
Front Lounge Bed	1 x Double 1400mm x 2100mm 4'6" x 6'9"	1 x Double 1400mm x 2100mm 4'6" x 6'9"	1 x Double 1400mm x 2100mm 4'6" x 6'9"	N/A
Fixed Rear Bed	N/A	N/A	N/A	1 x Double 1390mm x 1900mm 4'6" x 6'2"

# THE 2021 TESSORO RANGE

## SPECIFICATION

### CHASSIS

- Ford Transit 170bhp Euro 6 Engine with AdBlue technology
- Daytime running lights
- Stylish silver grey chassis cab with colour coded bumper
- Ford auto Start/Stop system (disabled on Automatic Gearbox option)
- 70 litre fuel tank
- 3 year chassis warranty

### DRIVER SAFETY

- NCC approval and full UK specification
- Driver and passenger airbag
- Cruise control
- ABS, ESP, Traction control and Hill assist and curve assist
- Increased rear axle width 1980mm for better stability
- Remote central locking of cab doors and immobiliser
- Alloy wheels plus full spare on all models
- Electric windows
- Heated and electric wing mirrors
- Automatic headlights and windscreen wipers
- Fast defrost windscreen system
- CO<sub>2</sub> alarm
- Smoke alarm

### DRIVER COMFORT

- Cab air conditioning
- Adjustable steering wheel with media controls
- Fully upholstered swivel captain chairs with two arm rests and height adjustment
- Door pockets and bottle holders
- Storage above cab
- Faux leather
- 12v lighter sockets and USB input
- Cab reading lights
- Gear stick and steering wheel in leather effect finish with chrome inserts
- Concertina blinds on doors and windscreen
- Removable entrance mat
- Rear corner steadies
- Removable carpets throughout habitation area
- High resilience seat foam and backrests (130 mm /5")
- 1 double USB socket behind drivers seat

### AUDIO SYSTEM

- Media function controls on steering wheel
- Upgraded 9" touch screen DAB Radio with MP3 player, USB port and Bluetooth handsfree with integrated rear view observation camera and Sat Nav system compatible with Android and Apple
- Rear speakers
- NEW on/off isolator switch for radio

### BODY CONSTRUCTION

- Habitation door on UK side
- Awning light
- External shower point
- External BBQ point
- Trackstar Trafficmaster CAT7 Tracker with 1 years free subscription
- ABS lower moulded rear panel with integral lights
- GRP and 99% wood free construction
- 25 mm XPS insulation on sidewalls
- 53 mm XPS insulation on floor & roof
- High impact, scratch resistant flooring
- 120 litre fresh water tank isolated and heated with level sensor
- 105 litre waste water tank with level sensor
- Three point seat belts to all forward facing designated passenger seats
- High and low fixing points for optional rear mounted cycle rack (exc 483)
- Spacious rear garage with ample storage for leisure equipment & improved lighting (selected models)
- Single key locking for habitation doors
- High level brake light
- Colour coded side skirts
- High quality double glazed opening windows with night-latch ventilation
- Entrance door with flyscreen
- Gas bottle compartment
- Gas regulator suitable for butane or propane

### ELECTRICS, GAS AND PLUMBING

- TV aerial
- 3 x 220 sockets
- 3x 12v sockets
- TV aerial socket
- Mains consumer unit with mains isolator
- 12v fuse board
- Large & easy to read 12v control panel near to the entrance door
- Low energy consumption LED lighting
- Pressurized fresh water system with self-filling pump
- Truma combi 6kW heating and water system which operates on gas or electric
- Isolation taps for gas appliances.
- Solar panel
- Fan rooflight (excluding 483)
- Grade III Winter pack including:
  - Insulated and heated waste tanks
  - Insulated external pipes
  - External thermal screen cover
  - External fridge vent covers
- Leisure battery

### KITCHEN

- Extractor hood
- Metal drawer runners with soft closing system
- Dual fuel gas and electric hob with glass lid with oven and grill
- Stainless steel sink with glass lid
- 145 litre fridge/freezer with automatic energy selection (exc 486)
- 135 litre fridge/freezer with automatic energy selection (486 only)
- Microwave oven
- White stone kitchen surface

### WASHROOM

- Thetford cassette toilet with electric flush and 18 litre wheeled holding tank
- Chrome finish brass mixer taps and shower head
- Rooflight with flyscreen
- Towel holder
- Washbasin with single door cupboard below
- Fully separate shower

# THE 2021 TESSORO RANGE

## SPECIFICATION

### LIVING AREA



- Truma iNet system
- Entrance light
- Dometic Deluxe windows
- Marel ash and white style furniture
- Rooflights
- Multi positional space saving drop down beds across the range with removable aluminium ladder
- Secure positive catches on all furniture door with soft closing hinges
- Skyview rooflight
- Flyscreens and blinds on all windows
- Multi directional sliding table (selected models)
- TV bracket

### WARRANTY



For full warranty details please visit:

[www.marquisleisure.co.uk/warranty](http://www.marquisleisure.co.uk/warranty)

### FABRIC OPTIONS



- Cambridge (standard)

### SECURITY SYSTEMS



- Trafficmaster Trackstar CAT7
- Immobiliser CAT6

#### IMPORTANT SPECIFICATION INFORMATION

Data & accuracy: The contents of this publication are as accurate as possible at the time of going to press (November 2020), but this brochure should not be regarded as an infallible guide to current specifications, nor does it constitute an offer for the sale of any particular vehicle. It's the continual policy of Fiat and Benimar to seek to improve their vehicles in every way and so whilst every effort has been made to ensure the details set out in this brochure were correct at the time of going to press, they are unable to accept responsibility for discrepancies between these and subsequent models shown. Benimar reserve the right to alter the specifications and price at any time without prior notice. Bedding and 'dress' items shown in photography are used for illustrative purposes only and are not part of the vehicle specification. Details of performance, dimensions and weights are subject to minor deviations within manufacturer tolerance limits (max +/- 5%).

Note 1: The Mass In Running Order (MIRO) - Weight of the Motorhome equipped to the manufacturer's standard specification including essential habitational equipment.

Note 2: Maximum User Payload includes Personal Effects Payload, conventional load and the Optional Equipment Payload.

Note 3: Maximum Technically Permissible Laden Mass (MTPLM) - The technical maximum permissible laden weight of the Motorhome.

Note 4: Please ensure that you've allowed for the masses of all items you intend to carry in the Motorhome.

Note 5: All data is calculated using metric weights and measurements. The imperial figures quoted are conversions thereof and have been rounded to the nearest inch. All dimensions have a tolerance of +/- 25mm.

Note 6: Your Motorhome weights have been calculated with all water tanks empty and you are recommend to travel with all water tanks empty.

Note 7: Warning - Under no circumstances should the plated MTPLM of the Motorhome be exceeded.

Note 8: Heights are measured on an unladen vehicle with the aerial in the lowest position.

Note 9: The maximum weight capacity for an electric drop down bed is 250kg, fixed rear beds have a limit of 250kg, overcab beds are 250kg and bunk beds 100kg.

Note 10: Garage Dimensions quoted are "aperture" height and width and interior garage dimensions may vary.

#### IMPORTANT PRICING INFORMATION

Prices effective 1st November 2020. The base price is for the vehicle with its standard specification. The On the Road (OTR) price includes the cost of Number Plates, all delivery charges, First Year VED (Road Tax) and 1st Registration Fee (as set by H.M Government). VAT inclusive at 20%. Marquis Motorhomes & Caravans is a registered trademark of The Auto-Sleepers Group Ltd. This price list supersedes all others.