



benimar Primer

★ Award-winning Range ★
2020 SEASON PRICE LIST



Prices and Specification effective 1st October 2019

Model	Chassis / Engine	2020 OTR Price
Primer 202	Fiat Ducato Euro 6D 140bhp Multijet 6 Speed Turbo Diesel Engine MTPLM 3500kg / 3650kg	£50,995
Primer 283	Fiat Ducato Euro 6D 140bhp Multijet 6 Speed Turbo Diesel Engine MTPLM 3500kg / 3650kg	£48,995
Primer 301	Fiat Ducato Euro 6D 140bhp Multijet 6 Speed Turbo Diesel Engine MTPLM 3500kg / 3650kg	£48,995
Primer 313	Fiat Ducato Euro 6D 140bhp Multijet 6 Speed Turbo Diesel Engine MTPLM 3500kg / 3650kg	£48,995
Primer 331	Fiat Ducato Euro 6D 140bhp Multijet 6 Speed Turbo Diesel Engine MTPLM 3500kg / 3650kg	£48,995

Optional Extras

MTPLM Upgrade to 3650kg offering an increased Payload (selected models)

F.O.C

Tow Bar (3650kg Chassis Only)

£1350.00

Optional Upgrade



**140bhp
Automatic
Gearbox**

£3,000 Inc. VAT

IMPORTANT INFORMATION

On the Road (OTR) charges include Number Plates, First Year VED (Road Tax) and 1st Registration Fee (as set by H.M Government). VAT inclusive at 20%. Marquis Motorhomes & Caravans is a registered trademark of The Auto-Sleepers Group Ltd. This price list supersedes all others. *Terms and conditions and acceptance criteria apply to free insurance.

2020 SEASON SPECIFICATION

... **Change Your Lifestyle**

+ All models under 6m in length

+ NCC Approved & Full UK Specification

+ 99% Wood Free Construction

+ 1 Years Free Insurance*

Chassis Specification

- Fiat Ducato Euro 6D Chassis with 140bhp engine, 6 speed gearbox and an automatic gearbox available as an upgrade
- 2 year Fiat chassis warranty
- 90L Fuel tank

Safety

- NCC approval and full UK specification
- Driver and passenger airbag
- Cruise control
- ABS and ESP
- Increased rear axle width 1980mm for better stability
- Remote central locking of cab doors and immobiliser
- Puncture repair kit Fix & Go
- Alloy wheels
- Electric windows
- Heated and electric wing mirrors
- Black front bumper

Kitchen

- Metal drawer runners with soft closing system
- Dual fuel gas/electric hob with glass lid with oven
- Stainless steel sink with glass lid
- 80 litre fridge/freezer

Living Area

- Dometic Deluxe windows
- Marel ash and white style furniture
- Dometic Midi heki rooflights
- Multi positional space saving drop down beds, with removable aluminium ladder on selected models
- Secure positive catches on all furniture door with soft closing hinges
- Skyview rooflight in designated models
- Fixed table
- Cab curtains

Comfort

- Air conditioning
- Key with Central locking
- Adjustable steering wheel
- On board computer
- Fully upholstered swivel seats with two armrests and height adjustment
- Door pockets and bottle holders
- 12V lighter socket and 1USB
- External awning light
- Cabin reading lights and USB charger (202 and 283)
- Electric drop down bed (on selective models)
- New Ginebra upholstery

Body Construction

- Habitation door on UK side
- GRP and 99% wood free construction
- 25 mm XPS insulation on sidewalls
- 53 mm XPS insulation on floor & roof (202 and 283)
- 30 mm XPS insulation on floor & roof (301, 313 and 331)
- High impact, scratch resistant flooring
- 120 litre fresh water tank isolated and heated with level sensor
- 105 litre waste water tank with level sensor
- Three point seat belts to all forward-facing designated passenger seats
- High and low fixing points for optional rear mounted cycle rack
- Single key locking for habitation doors
- ABS lower moulded rear panel with integral lights
- High level brake light
- Colour coded side skirts
- Removable entrance mat
- High quality double glazed opening windows with night-latch ventilation
- Entrance door on UK Side
- Blinds for windows
- Gas bottle compartment
- Gas regulator suitable for butane or propane
- Entrance light

Electric, Gas & Plumbing


- 2 x 220 sockets
- 2x 12V sockets
- Mains consumer unit with mains isolator
- Truma combi 6 kw working on gas and electric
- Isolation taps for gas appliances
- External LED awning light
- 16 amp battery charger
- 90 amp battery
- Smoke alarm
- CO₂ alarm

Audio System

- High level touch screen radio with bluetooth capabilities
- DAB Radio, USB input and MP3 player
- Media function controls on steering wheel
- External antenna

Bathroom

- Thetford cassette toilet with electric flush and 18 litre wheeled holding tank
- Chrome finish brass mixer taps and shower head
- Rooflight with flyscreen
- Towel holder
- Washbasin with single door cupboard below
- Fully separate shower
- Bathroom accessories



99% Wood-Free Construction



Warranty



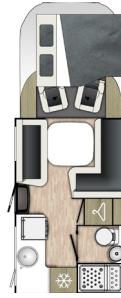
For full warranty details please visit:

www.marquisleisure.co.uk/warranty

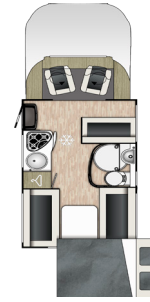


Primero

Primero 202



Primero 283



Fiat Multijet Diesel Euro 6D Engine	140bhp Manual		140bhp Manual	
Designated Passenger Seats	4		4	
Berths (Sleeping Positions)	4		3	
Overall Length	5.99m / 19'6"		5.99m / 19'6"	
Overall Width (Mirrors Folded)	2.30m / 7'6"		2.30m / 7'6"	
Overall Height (Exc TV Aerial)	2.89m / 9'5"		2.89m / 9'5"	
MTPLM (A)	3500kg	3650kg	3500kg	3650kg
Mass in Running Order (B)	2870kg		2810kg	
Maximum User Payload (A-B)	630kg	780kg	690kg	840kg
Unladen Weight	2710kg		2650kg	
Maximum Trailer Weight	2000kg	1400kg	2000kg	1400kg
Gross Train Weight	5500kg	5050kg	5500kg	5050kg
Rear Garage Aperture Dimensions (mm)*	1900/830(h) x 535(w) x 380/945(d)		1600(h) x 1370(w) x 1500(d)	
Bed Sizes				
Hinged Roof Bed	Double 1400mm x 1900mm / 46' x 62'		N/A	
Front Lounge Bed	Double 1200mm x 2100mm / 39' x 69'		Single 1500mm x 600mm / 49' x 19'	
Fixed Rear Bed	N/A		Double 1250mm x 2100mm / 39' x 69'	

IMPORTANT INFORMATION

Data & accuracy: The contents of this publication are as accurate as possible at the time of going to press (Oct 2019), but this brochure should not be regarded as an infallible guide to current specifications, nor does it constitute an offer for the sale of any particular vehicle. Details of performance, dimensions and weights are subject to minor deviations within manufacturer tolerance limits (max +/- 5%).

Note 1: The Mass In Running Order (MIRO) - Weight of the Motorhome equipped to the manufacturer's standard specification including essential habitational equipment.

Note 2: Maximum User Payload includes Personal Effects Payload, conventional load and the Optional Equipment Payload.

Note 3: Maximum Technically Permissible Laden Mass (MTPLM) - The technical maximum permissible laden weight of the Motorhome.

Note 4: Please ensure that you've allowed for the masses of all items you intend to carry in the Motorhome.

Note 5: All data is calculated using metric weights and measurements. The imperial figures quoted are conversions thereof. All dimensions have a tolerance of +/- 25mm.

Note 6: Your Motorhome weights have been calculated with all water tanks empty and you are recommend to travel with all water tanks empty.

Note 7: Warning - Under no circumstances should the plated MTPLM of the Motorhome be exceeded.

Note 8: Heights are measured on an unladen vehicle with the aerial in the lowest position.

Note 9: Bed sizes have been rounded to the nearest inch.

Note 10: The maximum weight capacity for an electric drop down bed is 250kg, fixed rear beds have a limit of 250kg, overcab beds are 250kg and bunk beds 100kg.

Note 11: The optional Automatic gearbox on the Fiat Chassis will increase the MIRO and therefore reduce the user payload by the same amount.

* Dimensions quoted are "aperture" height and width and interior garage dimensions may vary.

	Primero 301	Primero 313	Primero 331
		NEW 	
Fiat Multijet Diesel Euro 6D Engine	140bhp Manual	140bhp Manual	140bhp Manual
Designated Passenger Seats	4	6	4
Berths (Sleeping Positions)	4	6	4
Overall Length	5.99m / 19'6"	5.99m / 19'6"	5.99m / 19'6"
Overall Width (Mirrors Folded)	2.30m / 7'6"	2.30m / 7'6"	2.30m / 7'6"
Overall Height (Exc TV Aerial)	3.05m / 10'0"	3.05m / 10'0"	3.05m / 10'0"
MTPLM (A)	3500kg 3650kg	3500kg 3650kg	3500kg 3650kg
Mass in Running Order (B)	2870kg	2910kg	2860kg
Maximum User Payload (A-B)	630kg 780kg	590kg 740kg	640kg 790kg
Unladen Weight	2710kg	2750kg	2700kg
Maximum Trailer Weight	2000kg 1400kg	0 1400kg	2000kg 1400kg
Gross Train Weight	5500kg 5050kg	3500kg 5050kg	5500kg 5050kg
Rear Garage Aperture Dimensions (mm)*	975(h) x 760(w) x 2175(d)	975(h) x 760(w) x 2175(d)	620(h) x 1025(w) x 830(d)
Bed Sizes			
Hinged Roof Bed	Double 1550mm x 2050mm / 5'0" x 6'7"	Double 1550mm x 2050mm / 5'0" x 6'7"	Double 1550mm x 2050mm / 5'0" x 6'7"
Front Lounge Bed	N/A	Double 1300mm x 1700mm / 4'2" x 5'6"	N/A
Fixed Rear Bed	Double 1390mm x 2000mm / 4'6" x 6'6"	Bunk Beds 800mm x 2000mm / 2'6" x 6'6"	Double 1360mm x 1900mm / 4'5" x 6'2"

For more information visit: www.benimarprimero.co.uk



**Book A
Test Drive**



**Watch The
Latest Videos**



Buy. Collect. Service

Your new or used motorhome or caravan from any of our 12 Nationwide NCC Approved Sales & Servicing Centres
Free-Phone 0800 026 7777 enquiries@marquisleisure.co.uk



The UK's largest dealer network